



2014  
MEDIA GUIDE

# DALLAS COWBOYS 2014 SCHEDULE

## PRESEASON

Date	Opponent	TV	Kickoff
Thurs., Aug. 7	@ San Diego Chargers	CBS 11/DCTV	9:00 p.m.
<b>Sat., Aug. 16</b>	<b>BALTIMORE RAVENS</b>	<b>CBS 11/DCTV</b>	<b>6:00 p.m.</b>
Sat., Aug. 23	@ Miami Dolphins	CBS 11/DCTV	6:00 p.m.
<b>Thurs., Aug. 28</b>	<b>DENVER BRONCOS</b>	<b>CBS 11/DCTV</b>	<b>7:00 p.m.</b>

## REGULAR SEASON

Date	Opponent	TV	Kickoff
<b>Sun., Sept. 7</b>	<b>SAN FRANCISCO 49ERS</b>	<b>FOX</b>	<b>3:25 p.m.</b>
Sun., Sept. 14	@ Tennessee Titans	FOX	Noon
Sun., Sept. 21	@ St. Louis Rams	FOX	Noon
<b>Sun., Sept. 28</b>	<b>NEW ORLEANS SAINTS</b>	<b>NBC</b>	<b>7:30 p.m.</b>
<b>Sun., Oct. 5</b>	<b>HOUSTON TEXANS</b>	<b>CBS</b>	<b>Noon</b>
Sun., Oct. 12	@ Seattle Seahawks	FOX	3:25 p.m.
<b>Sun., Oct. 19</b>	<b>NEW YORK GIANTS</b>	<b>FOX</b>	<b>3:25 p.m.</b>
<b>Mon., Oct. 27</b>	<b>WASHINGTON REDSKINS</b>	<b>ESPN</b>	<b>7:30 p.m.</b>
<b>Sun., Nov. 2</b>	<b>ARIZONA CARDINALS</b>	<b>FOX</b>	<b>Noon</b>
Sun., Nov. 9	@ Jacksonville Jaguars (London)	FOX	Noon
Sun., Nov. 16	BYE		
Sun., Nov. 23	@ New York Giants	NBC	7:30 p.m.
<b>Thurs., Nov. 27</b>	<b>PHILADELPHIA EAGLES</b>	<b>FOX</b>	<b>3:30 p.m.</b>
Thurs., Dec. 4	@ Chicago Bears	NFLN	7:25 p.m.
Sun., Dec. 14	@ Philadelphia Eagles	NBC	7:30 p.m.*
<b>Sun., Dec. 21</b>	<b>INDIANAPOLIS COLTS</b>	<b>CBS</b>	<b>3:25 p.m.*</b>
Sun., Dec. 28	@ Washington Redskins	FOX	Noon*

Home Games in **BOLD**. All kickoffs are Central time.  
\*Game times and TV broadcasts are subject to change.

Wild Card Weekend	January 3-4, 2015
Divisional Playoffs	January 10-11, 2015
Conference Championships	January 18, 2015
Pro Bowl (Glendale, Ariz.)	January 25, 2015
Super Bowl XLIX (Glendale, Ariz.)	February 1, 2015



## FINGERTIP INFORMATION

### OFFICE ADDRESS

Cowboys Center  
One Cowboys Parkway  
Irving, Texas 75063-4727  
Executive Office 972/497-4900  
Fax 972/497-9304  
Public Relations Department 972/497-4959

### COWBOYS TICKET OFFICE

AT&T Stadium  
1 AT&T Way  
Arlington, Texas 76011  
Ticket Office 817/892-5000

### Ticketmaster Outlets:

select Walmart, HEB, Homeland locations, Fiesta,  
Willow Bend, Firewheel Town Square and North  
East Mall/Hurst

### Charge Tickets by Phone

Ticketmaster Outlets:  
800/745-3000



### HOME FIELD

AT&T Stadium (Capacity up to 100,000)

### Helmet/Blue Jersey

Silver (PMS 8240)  
Blue (PMS 282)

### White Jersey

Royal Blue (PMS 661)  
Silver-Green (PMS 8280)

## 2014 TRAINING CAMP DATA

### OXNARD, CALIFORNIA

July 24 - August 15  
Marriott Residence Inn, Oxnard River Ridge  
2101 Vineyard Ave.  
Oxnard, CA 93036  
805/278-2200

### PHONE NUMBERS:

Public Relations.....972/497-4959  
Public Relations Fax .....972/556-9918

Photos: Associated Press, Doug Eaton, Getty Images,  
Jeremiah Jass, Layne, Murdoch, James D. Smith, Paul  
Spinelli, Chicago Bears, Denver Broncos, Baylor, Boise  
State, Iowa, Northern Illinois, Notre Dame, Oregon,  
Pittsburgh, Stanford and Texas Tech.

Staff Directory.....	2
<b>THE FRONT OFFICE</b>	
Jones, Jerry.....	8
Jones, Stephen.....	13
Anderson, Charlotte.....	15
Jones Jr., Jerry.....	16
Garrett, Jason.....	17
Coaching Staff.....	20
Player Personnel.....	39
Football Staff.....	48
<b>THE PLAYERS</b>	
Players	
Biographies, Veterans.....	54
Biographies, 2014 Draft Picks.....	174
Biographies, Rookies and First Year Players.....	184
Rosters	
2014 Rookies and First-Year Free Agents.....	200
2014 Veterans.....	201
All-Time, Coaches.....	202
All-Time, Alphabetical.....	203
All-Time, Numerical.....	209
All-Time, College.....	215
All-Time Honors.....	216
All-Time Draft (1960-2014).....	223
Free Agency.....	233
<b>2013 SEASON</b>	
Statistics	
Individual Game-by-Game.....	236
Season at a Glance, 2013.....	241
Offense.....	249
Defense.....	250
Special Teams.....	250
Preseason.....	251
Team Game-by-Game.....	252
<b>THE RECORDS</b>	
All-Time Statistical Leaders.....	256
Team Statistics by Year.....	259
Statistical Leaders by Year.....	263
Individual Records.....	270
Team Records.....	280
Largest Margin of Victory/Defeat.....	288
Record Temperatures.....	288
Longest Plays.....	289
Big Days.....	290
Last Time.....	292
<b>THE PLAYOFF RECORDS</b>	
Playoff History.....	296
All-Time Statistical Leaders.....	298
Individual Records.....	300
Team Records.....	304
Big Days.....	307
Longest Plays.....	308
<b>THE HISTORY</b>	
All-Time Season Results.....	310
Opponents.....	364
Attendance.....	372
Cowboys on Thanksgiving Day.....	373
Cowboys During the Week.....	373
Cowboys on Monday Night.....	374
Cowboys Indoors.....	375
Overtime Games.....	376
Hall of Fame.....	378
Ring of Honor.....	392
Historical Highlights.....	397
<b>THE SIDELINES</b>	
The Stadiums.....	412
AT&T Stadium Timeline.....	417
Training Camp.....	422
Cowboys on the Web.....	423
Cowboys on the Road.....	423
Cheerleaders.....	424
Rhythm & Blue.....	425
Cowboys on Radio.....	426
Cowboys on Television.....	427
Cowboys in Print.....	427
A Championship Tradition.....	428
Community Outreach.....	429
NFL Standings, 2013.....	445
NFL Schedule, 2014.....	446

# Dallas Cowboys Club Directory

## EXECUTIVE STAFF

- Jerry Jones**, Owner, President and General Manager  
**Marylyn Love**, Executive Assistant to the Owner,  
 President and General Manager
- Stephen Jones**, Chief Operating Officer/Executive  
 Vice President/Director of Player Personnel  
**Shelby Peak**, Executive Assistant to the Chief  
 Operating Officer
- Charlotte Jones Anderson**, Executive Vice  
 President/Chief Brand Officer  
**Susan Addington**, Executive Assistant to the  
 Executive Vice President/Chief Brand Officer
- Jerry Jones, Jr.**, Executive Vice President/Chief  
 Sales and Marketing Officer  
**Erin Boyd**, Executive Assistant to the Chief Sales  
 and Marketing Officer

## LEGAL

- Jason Cohen**, General Counsel  
**Diana Lambert**, Director of Legal Affairs  
**Julenny Cortina**, Legal Assistant

## COACHING STAFF

- Jason Garrett**, Head Coach  
**Laura Fryar**, Assistant to the Head Coach  
**Joe Baker**, Assistant Secondary  
**Brett Bech**, Assistant Strength and Conditioning  
**Rich Bisaccia**, Special Teams Coordinator  
**Ben Bloom**, Assistant Defensive Line/Defensive Ends  
**Gary Brown**, Running Backs  
**Bill Callahan**, Offensive Coordinator/Offensive Line  
**Kevin Carberry**, Offensive Assistant  
**Derek Dooley**, Wide Receivers  
**Matt Eberflus**, Linebackers  
**Jerome Henderson**, Secondary  
**Monte Kiffin**, Assistant Head Coach/Defense  
**Leon Lett**, Assistant Defensive Line/Defensive Tackles  
**Scott Linehan**, Passing Game Coordinator  
**Rod Marinelli**, Defensive Coordinator  
**Keith O'Quinn**, Assistant Special Teams  
**Frank Pollack**, Assistant Offensive Line  
**Michael Pope**, Tight Ends  
**Kendall Smith**, Assistant Strength and Conditioning  
**Kyle Valero**, Assistant Wide Receivers  
**Turner West**, Defensive Assistant  
**Wade Wilson**, Quarterbacks  
**Mike Woicik**, Strength and Conditioning Coordinator

## MEDICAL

- Jim Maurer**, Head Athletic Trainer  
**Britt Brown**, Associate Athletic Trainer/Director of  
 Rehabilitation  
**Greg Gaither**, Assistant Athletic Trainer  
**Hanson Yang**, Assistant Athletic Trainer/Physical  
 Therapist
- Dr. Andrew Clavenna**, Team Physician  
**Dr. Dan Cooper**, Team Physician  
**Dr. Andrew Dossett**, Team Physician  
**Dr. Robert Fowler**, Team Physician  
**Dr. Mark Muller**, Team Physician  
**Dr. J.R. Zamorano**, Team Physician

## EQUIPMENT

- Mike McCord**, Equipment Director  
**Bucky Buchanan**, Equipment Manager  
**Dylan Keane**, Equipment Assistant

## VIDEO

- Robert Blackwell**, Director of Video  
**Steve Gagliardino**, Assistant Director of Video  
**Sam Cromley**, Assistant Director of Video

## PLAYER PERSONNEL

- Todd Williams**, Senior Director of Football  
 Administration/Football Operations  
**Will McClay**, Assistant Director of Player Personnel  
**Tom Ciskowski**, Senior Personnel Executive  
**Connie Shaffer**, Contract Administrator  
**Adam Prasifka**, Player Personnel  
**Chris Hall**, College Scouting Coordinator  
**Drew Fabianich**, National College Scout  
**Walter Juliff**, National College Scout  
**Jim Abrams**, College Scout  
**Bill DeCraker**, College Scout  
**Sam Garza**, College Scout  
**Mitch LaPoint**, College Scout  
**Kevin Simon**, College Scout  
**Judd Garrett**, Assistant Director of Pro Scouting  
**Alex Loomis**, Pro Scout  
**Henry Sroka**, Pro Scout  
**Justin Stucky**, Combine Scout  
**George Jordan**, Scout  
**Rich Behm**, Scouting Video Coordinator  
**Ross Wuensche**, Scouting Assistant

## FOOTBALL OPERATIONS

- Craig Glierber**, Assistant Director of Football  
 Operations  
**Jason McKay**, Assistant Director of Football  
 Administration  
**Virgil Harris**, Football Operations Assistant  
**Larry Wansley**, Director of Team Security

## PLAYER DEVELOPMENT

- Bryan Wansley**, Director of Player Development  
**Calvin Hill**, Consultant  
**Dr. Jacqualene Stephens**, Mental Health Consultant

## HUMAN RESOURCES

- Heidi Weingartner**, Chief Human Resources Officer  
**Sharese Moore**, Human Resources Coordinator  
**Jeanne Pierce**, Human Resources Manager  
**Janette Scott**, Corporate Receptionist

## PUBLIC RELATIONS

- Rich Dalrymple**, Vice President: Public  
 Relations/Communications  
**Scott Agulnek**, Media Relations Coordinator  
**Joe Trahan**, Media Relations Coordinator  
**Emily Cruz Robbins**, Senior Director of Community  
 Relations and Alumni Affairs  
**Whitney Brandon Faulkner**, Public/Community  
 Relations Coordinator  
**David Abbruzese**, Public Relations Assistant  
**Holly Hilburn**, Community Relations Assistant



## CORPORATE PARTNERSHIPS

**Eric Sudol**, Senior Director of Corporate Partnerships, Sales and Service  
**Robin Woith**, Senior Director of Sales and Marketing  
**Stacie Jones**, Manager, Corporate Partnerships Special Events  
**Amber Winger**, Coordinator, Corporate Partnerships Database Management  
**Brad Burlingame**, Managing Director of Corporate Partnerships Sales  
**Gina Owen**, Senior Manager, Corporate Partnerships Sales  
**Joseph Simler**, Senior Manager, Corporate Partnerships Sales  
**Scott Erdmann**, Manager, Corporate Sponsorships Sales  
**Taylor Kern**, Manager, Corporate Partnerships Sales  
**Jennifer Surgalski**, Managing Director, Corporate Partnerships Service  
**Katie Barnes**, Manager, Corporate Partnership Service  
**Kerrie Bryant**, Manager, Corporate Partnership Service  
**Dana Geary**, Manager, Corporate Partnership Service  
**Nathan Reilly**, Manager, Corporate Partnership Service  
**Eliot Weatherly**, Manager, Corporate Partnership Service  
**Tyler Potts**, Coordinator, Corporate Partnership Service  
**Brett Daniels**, Senior Director, Corporate Communications and Strategic Event Planning  
**John Hickman**, Senior Director of New Business Development/Mobile Marketing/Training Camp  
**Kelsey Charles**, Junior Manager, New Business Development/Mobile Marketing/Training Camp  
**Aron Chatman**, Junior Manager, New Business Development/Mobile Marketing/Training Camp  
**Carter Hogan**, New Business Development Event Coordinator and Visual Production Artist  
**Emory Tyler**, Cowboys Luxury Bus Operations  
**Charles Boltas**, Hall of Fame Driver

## OPERATIONS/PRACTICE FIELDS

**Larry Brown**, Facility Services Manager  
**Kathy Coleman**, Mail Room Representative  
**Jonathon Jackson**, Mail Room Representative  
**Al Walker**, Facility Assistant  
**Chris Morrow**, Field Supervisor

## INFORMATION TECHNOLOGY

**John Winborn**, Chief Information Officer  
**Matthew Messick**, Director of Enterprise Infrastructure  
**Andrew Johnson**, Senior Network Engineer  
**Jered McNeil**, Network Engineer  
**Sean Blain**, Wireless Engineer  
**Crystal Chadwick**, Enterprise Systems Engineer  
**Evan Scates**, Enterprise Systems Engineer  
**David Brigner**, Director of Business & Football Systems  
**Tom Woods**, Senior Systems Analyst  
**David Burch**, Senior Software Developer Football Operations  
**Leah Ann Robertson**, SharePoint Developer  
**Elton Faggett**, Applications Developer  
**Jennifer Severson**, Manager, IT Systems

**Sarah Herbst**, EDI Coordinator  
**Kristen Boydston**, Business Systems Engineer  
**Samir Patel**, AX Developer  
**Eric Green**, Director of Project Management  
**Les Gaylor**, Manager, Desktop Support  
**Ben Barnes**, Desktop Support  
**Jesse James**, Desktop Support  
**Kristi Ringleb**, Desktop Support  
**Romeo Tufan**, Desktop Support  
**Ken Williams**, Desktop Support  
**Ricardo Medina**, OSX Support

## BRAND AND MEDIA

**Matt O'Neil**, Senior Director of Brand and Media  
**Scott Purcel**, Director of Broadcasting  
**Roxanne Medina**, Senior Editor  
**Kevin Timmons**, Producer and Editor  
**Chris Behm**, Videographer/Producer  
**Nikki Harrison**, Traffic and Syndication Manager  
**Douglas Barricklow**, Production and Imaging Manager  
**Dave Ernst**, Technical Manager  
**Daniel Rojas**, Videographer  
**Jody Reimers**, Creative Production Manager  
**Matt Coy**, Director of Event Presentation  
**Cory Miller**, Manager of Event Presentation  
**Fred Moore**, Motion Graphics Artist/Broadcast Engineer  
**Craig Zurek**, Director of Media Sales and Development  
**Kurt Daniels**, Director of Publications  
**Michelle Hays**, Director of Graphic Design  
**Michael Villareal**, Graphic Designer, Publications  
**Sharon Carnahan**, Publications Circulation Manager  
**Key Clark**, Publications Assistant  
**Rowan Kavner**, Staff Writer  
**Jason Koettel**, Head of Business Analytics  
**Paul Peppas**, CRM Analyst  
**Staci Good McNicholas**, Director of Marketing  
**Meredith Counce**, Manager, Marketing Programs  
**Matt Stamm**, Youth Camp and Mascot Coordinator  
**Derek Eagleton**, Managing Director of Media and Programming  
**Nick Eatman**, Managing Editor of Digital Media  
**Shannon Gross**, Social Media Manager  
**David Helman**, Beat Writer  
**Bryan Broaddus**, Football Analyst  
**Ed Cahill**, Digital Manager  
**Lindsay Meares**, Web Developer

## DALLAS COWBOYS CHEERLEADERS

**Kelli McGonagill Finglass**, Director of Dallas Cowboys Cheerleaders  
**Cheryl Dorris**, Administrative Assistant to Director of Dallas Cowboys Cheerleaders  
**Dan Devens**, Assistant Director, Operations  
**Katy Aldrich**, Appearance and Special Events Coordinator  
**Judy Trammell**, Head Choreographer  
**Jenny Durbin**, Director Rhythm and Blue Dancers

## ACCOUNTING

**David Frey**, Chief Financial Officer  
**Tom Walker**, Tax Director  
**Dale Knox**, Director of Accounting  
**Pat Byrne**, Procurement Director  
**Maggie Tsoi**, Staff Accountant

**Alisha Dietz**, Payroll Manager  
**Melissa Gleason**, Controller Dallas Cowboys/AT&T Stadium  
**Connie Toevs**, Controller, Non-Football/Treasury Management  
**LaTeatra Allen**, Assistant Controller, Receivables  
**Amparo Chavez**, Accountant  
**Gwendolyn Bugayong**, Accounts Receivable, Dallas Cowboys Football Club  
**Anna Gomez**, Senior Accountant

**Robert Maiden**, Accounts Payable, Dallas Cowboys Football Club  
**Milijana Milanko**, Accounts Payable, AT&T Stadium  
**John Vecchio**, Inventory Specialist  
**Matt Patterson**, Accounts Receivable Manager  
**Tesha Stearns**, Accounts Receivable, Dallas Cowboys Merchandising  
**Stacey Lough**, Assistant Controller, Dallas Cowboys Merchandising  
**Tiffany Guzman**, Travel Coordinator/Executive Administrator to COO

## AT&T Stadium

### OPERATIONS

**Jeff Stroud**, Stadium General Manager  
**Noemi Miller**, Office Manager  
**Bruce Hardy**, Senior Vice President, Senior Advisor  
**Jud Heflin**, Director of Stadium Development  
**Susan Skaggs**, Director of Civic Affairs  
**Tod Martin**, Director of Stadium Projects  
**Steve Epperson**, Director of Housekeeping  
**Glenn Kimberlin**, Dock Master  
**Royce Mitchell**, Conversion Manager  
**Phil Whitfield**, Stadium and Art Ambassador  
**Dwin Towell**, Director of Broadcast Engineering  
**Ibraheim Isa**, Broadcast Technician  
**Gary French**, Audio Engineer in Charge  
**Deanna Reyna**, Broadcast IT Technician  
**Paul Turner**, Director of Event Operations & Security  
**Brian Bethea**, Security Manager  
**Amy Stratbucker**, Event Operations Coordinator  
**Alexandra Carls**, Event Coordinator  
**Vincent Tran**, Guest Services Manager  
**Amanda Cruse**, Guest Services Coordinator  
**Alain Laroche**, Guest Services Coordinator  
**Scott Woodrow**, Director of Stadium Engineering  
**Richard Brite**, Senior Stadium Engineering Technician  
**JJ Brown**, Senior Stadium Engineering Technician  
**Martin Perez**, Senior Maintenance Technician  
**Simon Escamilla**, Assistant Stadium Engineer  
**Mario Ortiz**, Maintenance Technician

### TICKET/SUITE SALES AND SERVICE

**Chad Estis**, Executive Vice President, Business Operations  
**Doug Dawson**, Senior Director of Ticket Sales and Service  
**Delanie Foley**, Senior Marketing Manager  
**Brandon Bennett**, Senior Sales Consultant  
**Jenna Brantley**, Senior Sales Consultant  
**Troy Brokl**, Senior Sales Consultant  
**Doren Brown**, Senior Account Executive  
**Ashley Campisi**, Service Coordinator  
**Robert Coons**, Senior Sales Consultant  
**Lindsey Cottier**, Manager of Premium and Ticket Services  
**Lauren D'Acerno**, Premium Service Coordinator

**Michael Dammen**, Premium Sales Manager  
**Kate Gallatin**, Service Coordinator  
**Andrea Green**, Senior Account Executive  
**Dana Jones**, Senior Sales Consultant  
**Lucas Kalinec**, Senior Sales Consultant  
**Jayson Morgan**, Sales Manager  
**Eriza Munoz**, Senior Sales Consultant  
**Katy Neville**, Service Coordinator  
**Sean Penix**, Senior Sales Consultant  
**Macgregor Perkins**, Senior Account Executive  
**Claire Quinlevan**, Senior Sales Consultant  
**Ashley Rains**, Senior Account Executive  
**Jacob Stone**, Senior Sales Consultant  
**Pam Swan**, Service Coordinator  
**Natalie Tippens**, Senior Account Executive  
**Nicholas Tombrella**, Senior Account Executive  
**Travis Clark**, Senior Director of Suite Sales and Service  
**Kasey Mesa**, Director, Suite Services  
**Kristen Brantley**, Luxury Suite Services Coordinator  
**Leslie Burke**, Suite Ticket Manager  
**Jessica Glenn**, Luxury Suite Services Coordinator  
**Tandra Johnson**, Suite Sales Consultant  
**Kourtney Miller**, Luxury Suite Services Coordinator  
**Leslie Yarbrough**, Suite Sales Consultant

### TICKET OFFICE

**Ann Bihari**, Director of Ticket Operations  
**Tammy Dunaway**, Assistant Director of Ticket Operations  
**Tim Attel**, Office Manager  
**Darnella Davidson**, Suite and Tours Ticket Representative  
**Tiffany Rauschkolb**, Event Specialist  
**Chris Rogers**, Speciality Ticket Manager  
**Krishna Tuttle**, Event Specialist  
**Nichole Prado**, Speciality Ticket Representative  
**Carmen Rachal**, ADA Coordinator and Transfer Representative  
**Casey Yocum**, Ticketing Systems Analyst



# Cowboys Merchandising Limited

**Bill Priakos**, President  
**Timothy Burkhardt**, Chief Operating Officer  
**Neil Wiseman**, Director of Merchandising  
**Mark Marsh**, Director of Sales  
**Heather Maddux**, Senior Apparel Designer  
**Rick Mendoza**, Creative Manager  
**Jeff Winton**, Director of Merchandise Systems

**Rob Schrimsher**, Contoller  
**Eric Bradle**, Senior Director of Operations  
**Tevin Nguyen**, Regional Retail Manager  
**Eric Wanstreet**, Retail Merchandise Manager  
**Amon Simmons**, Licensing Manager  
**Steve Shiels**, Blue Star Graphics Sales

## Legends Hospitality

### EXECUTIVE

**Michael Bekolay**, Senior Vice President of Operations  
**Justin Renville**, Vice President/General Manager  
**Sheila Redmond**, Office Manager

### MERCHANDISING AND TOUR OPERATIONS

**Doug Aydelott**, Regional Director of Merchandising  
**Sean Parent**, Director of Merchandising and Tour Operations  
**Devon Andrews**, Assistant Director of Merchandising  
**Marisela Patnaude**, Store Manager  
**Jacob Perry**, Pro Shop Supervisor  
**Brent Bradford**, Pro Shop Associate  
**Priscilla Garcia**, Pro Shop Sales Associate  
**Tommy Gattuso**, Merchandising Associate  
**Adela Gonzales**, Pro Shop Sales Associate  
**Tyler Le**, Pro Shop Associate  
**Lindsey Hopper**, Tour Operations Manager  
**Taylor Dupree**, Tour Operations Coordinator  
**Kyle Zdukewicz**, Tour Operations Coordinator  
**Ali Lopez**, Tour Operations Key Holder

### CONCESSIONS

**George Wasai**, Director of Food and Beverage  
**Rich Post**, Assistant Director of Food and Beverage  
**Cindy Korfanty**, Concessions Manager  
**Tina Griffith**, Vending Manager  
**Jeremy Davis**, Concessions Kitchen Manager  
**Matt Spence**, Beverage Manager  
**Javier Molina**, Assistant Beverage Manager  
**Lori Harrell**, Assistant Beverage Manager  
**Nick Moore**, Non-Profit Manager  
**Tate Lewis**, Warehouse Manager  
**Junior Zamora**, Concourse Manager

### CATERING AND SPECIAL EVENTS AND SUITES

**Georgia Burgess**, Senior Director of Premium Services  
**Monique Boyd**, Director of Catering and Special Events  
**Renee Gibson**, Assistant Director of Catering and Special Events  
**Amy Dodenhoff**, Catering and Special Events Manager  
**Josephine Man**, Catering and Special Events Manager  
**Cicely Nash**, Catering and Special Events Manager  
**Luis Orihuela**, Banquet Manager  
**Luis Coronado**, Assistant Banquet Manager  
**Nemesio Rodriguez**, Banquets Supervisor  
**Jose Vargas**, Housemen Supervisor  
**Jeannie Sprufera**, Director of Suites Service  
**Adrienne Christian**, Suite Manager  
**Chris Schmidt**, Suites Operations Manager  
**Sarah Figueroa**, Suites Service Coordinator  
**NaKisha Ortiz**, Suites Service Coordinator

**Leslie Harding**, Suites Staffing Coordinator  
**Jeremy Oliver**, PGL Suites Coordinator

### CULINARY

**Orazio LaManna**, Regional Executive Chef  
**Tony Sinese**, Senior Executive Sous Chef  
**Felipe Tirado**, Executive Sous Chef  
**Matt Nobile**, Senior Sous Chef  
**Kevin Stenberg**, Suites Chef  
**Angela Perry**, Executive Pastry Chef  
**Lyndsey Dewey**, Junior Sous Pastry Chef  
**Melyn Hirt**, Training and Food Safety Manager  
**Melvin Carrasquillo**, Receiving Manager  
**George Collamer**, Purchasing Manager  
**Rose Ozuna**, Culinary Administrative Assistant

### FINANCE AND IT

**Ralph Verdeschi**, Director of Finance  
**Melody Herrin**, Staff Accountant  
**Jennifer Spaulding**, Accounts Payable Administrator  
**Valerie Kline**, Payroll Administrator  
**Carolyn Monte**, Accounting Clerk  
**Lynnette Palmer**, Accounting Clerk  
**Derric Paige**, Regional IT Manager  
**Hailey Pryor**, IT Manager

### HUMAN RESOURCES

**Monica Brooks**, Director of Human Resources  
**Chris Fawks**, Assistant Human Resources Manager  
**Michelle Izeman-Smith**, Human Resources Coordinator

### SALES

**Amy Pratt**, Vice President of Events and Tours  
**Karl Crudup**, Senior Manager, Special Events  
**Regan Hansen**, Special Events Sales Manager  
**Raquel Burgess**, Special Events Sales Manager  
**Nikki Welsh**, Special Events Sales Manager  
**Chelsea Hudson**, Group Sales Manager  
**Brian Cappelletti**, Group Sales, Account Executive  
**Zack Charles**, Group Sales, Account Executive  
**Harrison Clark**, Group Sales, Account Executive  
**Matt Jocas**, Group Sales, Account Executive  
**Colin Kelly**, Group Sales, Account Executive  
**Marissa Lyons**, Group Sales, Account Executive  
**Chris Mandeville**, Group Sales, Account Executive  
**Nina Parks**, Group Sales, Account Executive  
**Kendall Preston**, Group Sales, Account Executive  
**Brian Radford**, Group Sales, Account Executive  
**Chris Schneider**, Group Sales, Account Executive  
**Michael Shea**, Group Sales, Account Executive  
**Robert Sibbits**, Group Sales, Account Executive  
**Rebecca Wallander**, Group Sales, Account Executive

# AT&T Stadium Construction Timeline



AT&T  
STADIUM

PLAYERS

2013 SEASON

RECORDS


PLAYOFF  
RECORDS

HISTORY

SIDELINES



# FRONT OFFICE





# JERRY JONES

Owner  
President  
General Manager



In one of the most dramatic eras of ownership in professional sports, Jerry Jones' stewardship of the Dallas Cowboys has brought unprecedented results and success to one of the world's most popular sports entities.

Aside from being one of just two current owners to guide their franchises to at least three Super Bowl titles, Jones' efforts in the areas of sports marketing, promotion and the development of AT&T Stadium have created a vivid imprint on the landscape of the NFL and the American sports culture.

Highlighted by Super Bowl victories following the 1992, 1993 and 1995 seasons, Jones became the first owner in NFL history to guide his team to three league championships in his first seven years of ownership. In 1995 Dallas also became the first team in NFL history to win three Super Bowls in four seasons while tying the then NFL record for most Super Bowl victories by an organization with five.

The first decade of Jones' ownership closed with eight playoff appearances, six division titles, four conference championship game appearances and three world crowns as the Cowboys were named the NFL's Team of the 1990s. Dallas closed the first decade of the new millennium with division titles in 2007 and 2009 while the 2009 club secured the 11th playoff appearance in Jones' 25 seasons of leadership.

Along with the success of the Dallas Cowboys on the field, Jones' vision and leadership provided the driving influence behind the concept, design and construction of AT&T Stadium in Arlington, Texas - a venue that is recognized internationally as perhaps the most spectacular and state-of-the-art sports stadium in the world.

Opened to the public in May of 2009, the stadium's dramatic first season of operation resulted in the venue being named the Sports Facility of the Year by the *Sports Business Journal* in May of 2010. Along with that achievement for the team's new home, Jones was also named the 2009 Sports Executive of the Year by the *SBJ*.

The 100,000-plus seat stadium established the attendance record for an NFL regular season game as 105,121 witnessed the September 20, 2009 home opener, while the 108,713 who attended the NBA All-Star Game on February 14, 2010 became the largest crowd to witness a basketball game in the history of the sport.

In just over five years of operation, more than seven million fans have attended events that included high school and collegiate football, major college basketball, professional bull riding, Motocross, world championship boxing and concerts that featured world renowned recording artists. Nearly three million other visitors have passed through the twelve-story high doors of the stadium for daily public tours of the venue.

With its architectural versatility and cutting edge media capabilities, AT&T Stadium has become a visible beacon that has established North Texas as a

major focal point on the sports and entertainment canvas of North America.

The brilliant home of the Cowboys has become a powerful catalyst in attracting a wide range of national and international events that will define the future of the region for generations to come. After already playing host to Super Bowl XLV (February of 2011) and the NCAA Final Four in men's basketball (April of 2014), other top flight events for the future include the inaugural College Football Playoff Championship Game in 2015, the annual AT&T Cotton Bowl, the Texas A&M-Arkansas football Southwest Classic and the annual "Cowboys Classic" collegiate football series just to name a few.

Since he took over as general manager in 1989, the Cowboys have drafted 30 different players who have gone on to appear in a combined total of 105 Pro Bowls. Dallas has also signed 11 free agent players who have made 28 Pro Bowl appearances while representing the Dallas Cowboys. Since 1989 the Cowboys have made 138 trades, the most celebrated of which was the 1989 deal that sent Herschel Walker to the Minnesota Vikings and provided the personnel foundation for three league titles.

In selecting the on-the-field leadership for the Cowboys, Jones hired a pair of coaches who won three Super Bowls in Dallas: Jimmy Johnson (1992-1993) and Barry Switzer (1995). Chan Gailey followed with a division title and playoff appearances in 1998 and 1999. In 2003 Jones successfully recruited two-time Super Bowl winner Bill Parcells to Dallas, and Parcells directed the team to three winning seasons and two playoff trips in four years. In February of 2007, Jones added another successful NFL head coach in Wade Phillips, who guided the club to a pair of division titles in his first three years (2007 and 2009) and a playoff victory in 2009. In 2011 Jones named Jason Garrett as the team's eighth head coach after the former Cowboys quarterback guided the club to a 5-3 record as the interim coach in the second half of the 2010 season.

In the last 36 years, 36 different owners have entered the National Football League. Of that group, only Jerry Jones and Robert Kraft of New England have guided their franchises to more than two Super Bowl championships. Moreover, Jones joins Art Rooney, Jack Kent Cooke, Al Davis, Eddie DeBartolo and Kraft as the only men to have won at least three Super Bowls as NFL owners.

On the league front, he actively contributes his vision and enthusiasm to enhancing the NFL's status as the world's premier professional sports league by serving on a wide range of league committees. In 2011 he was very involved - as a member of the Management Council Executive Committee - in the labor negotiations that resulted in the most recent Collective Bargaining Agreement between the NFL and its players. In addition to the CEC, Jones is currently the Chairman of the NFL Network Committee, Chairman of the Pro Football Hall of Fame Committee, and he is a member of the NFL



Broadcasting Committee, and the Health and Safety Advisory Committee. Jones also served on the committee that was charged with overseeing the search for a successor to retired NFL Commissioner Paul Tagliabue – a process that successfully landed current NFL Commissioner Roger Goodell in September of 2006. In addition, Jones has served two prior terms as a member of the NFL's Competition Committee as well as a stint on the Business Ventures Committee.

His contributions and innovations in the areas of marketing, corporate sponsorships, television, stadium management, stadium development, labor negotiations and community service have made a visible imprint on the ever evolving face of professional sports in America. Since becoming involved with the Cowboys, Jones' accomplishments have been recognized through his induction into the Boys and Girls Clubs of America Hall of Fame, the Texas Sports Hall of Fame (2007), the Texas Business Hall of Fame (2005), the Arkansas Sports Hall of Fame (1999) and the Missouri Sports Hall of Fame (1998). In July of 2012, Jones was recognized as the Lifetime Achievement Award recipient by the Arkansas Sportscasters and Sportswriters Hall of Fame. In August of 2007, he served as the presenter for Michael Irvin's induction into the Pro Football Hall of Fame – a recognition he was also named for by Emmitt Smith in Canton in August of 2010 and 2013 enshrinee Larry Allen.

In April of 2014 Jones received the prestigious Horatio Alger Award in Washington, D.C. and was inducted as a lifetime member into the Horatio Alger Association of Distinguished Americans. In May of 2014, Jones was also recognized with the Lifetime Achievement Award presented by Pop Warner Little Scholars, Inc.

As a co-captain of the 1964 National Championship Arkansas Razorbacks, Jones is one of a very small number of NFL owners who actually earned a significant level of success as a football player. He is the only man in the history of the National Football League to play for a collegiate national championship football team and own a Super Bowl winner. In addition, Jones and the legendary George Halas are the only two men to become NFL owners after playing in a major college football bowl game. His current ties to the college game include membership on the Board of Directors for the National Football Foundation and College Football Hall of Fame.

A man of varied interests who will not rest on yesterday's achievements - he is a dedicated businessman and family man - sharing a vivid enthusiasm for both. Although Jones and his family are very involved in numerous civic and charitable causes, the Joneses have left an indelible local and national impression on the philanthropic landscape with their love and dedication to The Salvation Army.

For the past 17 seasons, the Jones family has dedicated the Cowboys Thanksgiving Day halftime show as a national showcase to kick off the Salvation Army's annual Red Kettle Drive. Through the donation of national television air-time, the event has created a holiday tradition, while helping to increase donations to The Salvation Army's annual fund raising efforts by hundreds of millions of dollars. Major George Hood of The Salvation Army states that "by presenting the National Kettle Kickoff on Thanksgiving Day, the Dallas Cowboys have helped The Army raise over one billion dollars in the past 17 years." Reba McEntire, Randy Travis, Clint Black, Jessica Simpson, Billy Gilman, Creed, LeAnn Rimes, Toby Keith, Destiny's Child, Sheryl Crow, Carrie Underwood, Kelly Clarkson, The Jonas Brothers, Daughtry, Keith Urban, Enrique Iglesias, Kenny Chesney and Selena Gomez have provided the entertainment for the holiday extravaganzas.

The Salvation Army points to the annual Cowboys kickoff event as one of the most effective, creative and important innovations that has been developed in the long and storied history of the organization.

The Joneses received the Evangeline Booth Award in 1999, one of The Army's highest national community service awards and have been selected for membership into the prestigious Salvation Army William Booth Society. Gene and Jerry were also named to the Army's National Advisory Board in April of 1998 shortly after being named the organization's Partners of the Year in 1997. In April of 2007, Gene and Jerry Jones served as the honorary chairpersons for The Salvation Army's National Advisory Organizations Conference (NAOC) that was held in Dallas.

For 10 years, Gene and Jerry Jones served as hosts and underwrote the costs for the Super Lunch, a fundraising event for The Salvation Army Irving Corps Community Center. In 1998 the Gene and Jerry Jones Family Center for Children opened in conjunction with The Army.

As part of the Jones Family and the Dallas Cowboys commitment to Arlington, Texas, the home of the club's stadium, Gene and Jerry Jones Family Charities will donate a total of \$16.5 million to non-profit organizations serving youth in Arlington from 2009-2041.

In 2001 the Joneses were awarded the Chairman's Award by The Boys and Girls Clubs of America. In June of 2002, Gene and Jerry Jones were recognized as the recipients of the Children's Champion Award for Philanthropy that was presented by the Dallas for Children organization. In 2003 the Family Gateway organization of Dallas presented Gene and Jerry with the Annette G. Strauss Humanitarian Award. In April of 2005, Gene and Jerry were recipients of the Hope Award, the highest community service recognition awarded by the Lone Star Chapter of the National Multiple Sclerosis Society. In 2010 the Jones Family and the Cowboys were selected by The Boys and Girls Clubs of America to receive the prestigious Chairman's Award that recognized the Cowboys long and dedicated history of supporting that organization.

The Jones family is very involved with several other community-related organizations, including Children's Medical Center of Dallas, Happy Hill Farm Academy/Home, the National Board for The Boys and Girls Clubs of America, the Kent Waldrep Paralysis Foundation, The Rise School of Dallas, The Family Place and The Family Gateway. In 2010 the Jones family endowed the North Texas Youth Education Town with a \$1 million grant. Created as a lasting legacy of Super Bowl XLV, the North Texas YET is administered by The Salvation Army and provides North Texas youth with education, mentoring, fitness and character enrichment programs.

Jerry (10/13/42) and Gene live in Dallas. They have three children, Stephen, Charlotte and Jerry, Jr., and nine grandchildren.

Stephen is a graduate of the University of Arkansas and serves as the Cowboys Chief Operating Officer/Executive Vice President/ Director of Player Personnel. Charlotte is a Stanford graduate and serves as the Cowboys Executive Vice President/Chief Brand Officer/President of Dallas Cowboys Cheerleaders. Jerry Jr., a graduate of Georgetown University, who earned his law degree from Southern Methodist University, is the Cowboys Executive Vice President/Chief Sales and Marketing Officer.

Jones graduated from Arkansas in 1965 with a Bachelor of Science degree in business administration, and earned a Master of Arts degree from the University that same year.

## Chronology Since 1989:

**February 25, 1989** – Jones purchases the Dallas Cowboys and the lease to manage Texas Stadium from H.R. "Bum" Bright. Jerry Jones names Jimmy Johnson as the new head coach.

**April 20, 1989** – Jones completes negotiations on Troy Aikman's contract – a six-year deal that is completed four days before Aikman is the top overall selection in the 1989 NFL Draft.

**October 12, 1989** – Herschel Walker is traded to Minnesota for five players, six conditional draft choices and a 1992 first round draft choice. Among the players who actually came to Dallas as a result of the trade include Emmitt Smith, Russell Maryland, Kevin Smith and Darren Woodson.

**August 10, 1990** – The Cowboys first-ever in-state training camp concludes at St. Edward's University in Austin. Over 100,000 fans attend workouts, while more than 400 media credentials are issued. Austin officials estimate the camp brought an additional \$3.2 million of income into the Austin area.

**September 5, 1990** – The Cowboys trade Steve Walsh to the New Orleans Saints for a first and third round draft choice in 1991 and a conditional second round pick in 1992.

**April 19, 1991** – A deal is made to bring the first overall selection in the 1991 NFL Draft to Dallas in exchange for a first and second round selection and three veteran players. Dallas selected Outland Trophy winner Russell Maryland with the top pick.

**April 21-22, 1991** – In an unprecedented action among NFL clubs, the Cowboys sign their top three draft choices on draft day. The team also drafts a club record 17 players.

**July 16, 1991** – The Cowboys open training camp in Austin with all 17 of their draft choices under contract. Dallas concludes its second training camp at St. Edward's University with over 75,000 fans attending the Cowboys practices.

**November 24, 1991** – The Cowboys end the Redskins 1991 undefeated streak at 11 games with a 24-21 victory at RFK Stadium.

**December 15, 1991** – Dallas defeats Philadelphia, 25-13, at Veterans Stadium to secure a wild card playoff spot. The victory marks the team's first trip to the playoffs since 1985.

**December 22, 1991** – Dallas closes the 1991 season with a 31-27 win over Atlanta, marking the team's best record (11-5) since 1983.

**January 5, 1992** – Dallas defeats Chicago by a 17-13 score in an opening round playoff game at Soldier Field. The victory marks the Cowboys first playoff win since 1982, and the first playoff win on the road since 1980.

**May 1, 1992** – Jerry Jones is appointed to the NFL's Competition Committee by Commissioner Paul Tagliabue. Jones becomes the first owner to serve on the prestigious committee since the death of Cincinnati's Paul Brown.

**December 21, 1992** – Before a national television audience on ABC's Monday Night Football, the Cowboys defeat the Atlanta Falcons (41-17) at the Georgia Dome to claim the NFC Eastern Division Championship. The victory marks the Cowboys first divisional title since 1985. It is the 14th divisional title in club history.

**December 23, 1992** – Six players from the Cowboys offense are selected to play in the Pro Bowl. The six players establish a Dallas Cowboys record for most offensive players selected to the Pro Bowl.

**December 27, 1992** – Dallas defeats Chicago by a 27-14 score at Texas Stadium. The victory is the 13th of the year for Dallas, establishing a new club record for victories in a season. Emmitt Smith finishes the season with 1,713 rushing yards, enabling him to become the first player to win back-to-back NFL rushing titles since Eric Dickerson (1983-84).

**December, 1992** – The Cowboys set a team record for road attendance by averaging 72,523 fans-per-road game. The team also played before a sold-out stadium in all 16 regular season games.

**January 10, 1993** – In their first home playoff game since 1983, Dallas hands NFC East rival Philadelphia a 34-10 defeat in an NFC Divisional Playoff Game.

**January 17, 1993** – In their first NFC Championship Game since 1982, the Cowboys defeat the San Francisco 49ers by a 30-20 score at Candlestick Park. The victory sends Dallas to Super Bowl XXVII in Pasadena, marking the Cowboys first Super Bowl trip since 1978.

**January 31, 1993** – While making an NFL record sixth Super Bowl appearance, the Cowboys defeat Buffalo 52-17 in Super Bowl XXVII at the Rose Bowl in Pasadena. Troy Aikman was named the game's MVP after throwing four touchdown passes. The Super Bowl crowd of 98,374 becomes the largest crowd to ever witness a Cowboys game. The game was witnessed by 133.4 million television viewers, making Super Bowl XXVII the most watched event in television history.

**March 5, 1993** – The Super Bowl Champion Dallas Cowboys become the first athletic team to visit the White House under President Bill Clinton's administration. The visit to the White House is the first in club history.

**December 28, 1993** – An NFC-record 11 Dallas players are selected to the Pro Bowl. That group includes a club-record eight offensive selections (seven Pro Bowl starters).

**January 2, 1994** – The Cowboys defeat the N.Y. Giants 16-13 in overtime at the Meadowlands. The win clinches the Cowboys second straight NFC East title and the 15th division crown in club history.

**January 2, 1994** – Emmitt Smith finishes the season with 1,486 yards to earn his third straight NFL rushing crown. He becomes just the fourth man in NFL history to win three consecutive rushing titles. He is also named Associated Press NFL Player of the Year, the first Cowboy so honored.

**January 23, 1994** – Dallas defeats San Francisco 38-21 in the NFC Championship Game at Texas Stadium. The victory gives the Cowboys an NFL-record seventh conference championship in the first conference title game to be played at Texas Stadium since Jan. 1, 1978.

**January 30, 1994** – Dallas becomes one of just three NFL teams to win four Super Bowls by defeating Buffalo (30-13) in Super Bowl XXVIII at the Georgia Dome in Atlanta. The victory enables the Cowboys to become the only franchise in NFL history to win more than one Super Bowl under two different owners. The game featured two rushing touchdowns by Super Bowl MVP Emmitt Smith.



**March 30, 1994** – Barry Switzer is named the new head coach of the Dallas Cowboys – and the third head coach in team history. Switzer replaces Jimmy Johnson, who stepped down as the Cowboys head coach the previous day.

**December, 1994** – For the second straight season, the Cowboys send a club and NFC-record 11 players to the Pro Bowl.

**January, 1995** – The Cowboys set a Texas Stadium record for home attendance with an average crowd of 64,579, the first time Dallas has averaged over 64,000 fans-per-game at Texas Stadium. The previous record was 63,943 set in 1981.

**January 15, 1995** – The Cowboys play in their third NFC Championship Game of the decade. The Cowboys are the only NFL team to play in multiple conference championship games in each decade of the team's existence.

**December 24, 1995** – Dallas wraps up its fourth straight NFC Eastern Division title – a feat no other NFC East team had accomplished other than the Cowboys teams from 1976 to 1979.

**December 25, 1995** – Emmitt Smith closes the season with a team-record 1,773 rushing yards and an NFL-record 25 rushing touchdowns. Smith led the NFL in rushing for the fourth time in five years, becoming just the fifth player in NFL history to win at least four rushing titles.

**December, 1995** – Ten Cowboys are selected to the NFC Pro Bowl squad. Since 1993 Dallas has earned 32 Pro Bowl selections – the most ever by one team over a three-year period.

**January 14, 1996** – The Cowboys win an NFL record eighth conference championship game by defeating the Green Bay Packers 38-27 at Texas Stadium. The victory marked the Cowboys third NFC title in four years.

**January 28, 1996** – Dallas becomes the first team in NFL history to win three Super Bowls in a four-year period by defeating the Pittsburgh Steelers 27-17 in Super Bowl XXX at Sun Devil Stadium in Tempe, Ariz. The game is witnessed by 138.4 million television viewers, making Super Bowl XXX the most watched event in television history. The victory enables Dallas to earn its fifth Super Bowl title – joining the San Francisco 49ers as the second NFL franchise to win five Super Bowls. The Cowboys have appeared in an NFL-record eight Super Bowls. Dallas also became the first NFL franchise to win Super Bowls with three different head coaches.

**December 15, 1996** – The Cowboys clinch a fifth straight division title with a 12-6 win over the New England Patriots at Texas Stadium. The championship enables the Cowboys to become the first team in NFL history to win five straight NFC Eastern Division crowns.

**January 5, 1997** – Dallas closes the postseason with a divisional playoff loss at Carolina. The loss marks the first time since the 1991 season that the Cowboys were unable to reach the NFC title game.

**December, 1997** – The Cowboys close the 1997 season with a 6-10 record, marking the team's first non-playoff season since 1990.

**February 12, 1998** – Jerry Jones names Chan Gailey as the fourth head coach in the history of the Dallas Cowboys franchise. Gailey, who had previously served as the Pittsburgh Steelers offensive coordinator, replaces Barry Switzer, who resigned from his position on January 9.

**July 15, 1998** – The Cowboys open training camp at Midwestern State University in Wichita Falls, Texas. Attendance figures for the four-week camp exceed 100,000.

**November 8, 1998** – With 163 yards on 29 carries in a 16-6 win over the New York Giants, Emmitt Smith becomes the Dallas Cowboys all-time leading rusher. Smith's performance against New York pushes him past Tony Dorsett (12,036) and into the Cowboys top spot.

**December 20, 1998** – After a one-year absence from postseason play, the Cowboys clinch their sixth NFC Eastern Division title in the last seven years with a 13-9 win over Philadelphia at Texas Stadium. The 1998 division crown is the 19th division championship (15th NFC East title) in the club's 39-year history.

**December 27, 1998** – After scoring a first-half touchdown on a one-yard run against the Redskins at Texas Stadium, Emmitt Smith becomes the NFL's all-time leader in rushing touchdowns, moving ahead of Marcus Allen (123). Smith would later add a 26-yard touchdown run in the second quarter to bring his league record total to 125 by season's end. The Cowboys closed the year with a 23-7 victory over Washington and a 10-6 record, enabling Dallas to become the first team in the history of the NFC East to post an 8-0 record in division play.

**December 24, 1999** – The Dallas Cowboys NFL-record of consecutive games in front of sold out stadiums came to an end in a Christmas Eve game against the New Orleans Saints in the Louisiana Superdome. The streak, which included home and away games, came to a halt after 160 games. It began on Dec. 23, 1990 at Philadelphia's Veterans Stadium and included 79 straight sell-outs at Texas Stadium (including playoffs) and 81 straight sell-outs on the road (including playoffs).

**January 2, 2000** – The Cowboys close the century as the NFL's most successful team in the decade of the 1990s. From 1990 to 1999, Dallas qualified for the playoffs eight times, won six division titles, made four trips to the conference championship game and won three Super Bowls. The 1999 season ends with an 8-8 regular season record and a wild card playoff loss at Minnesota on Jan. 9, 2000.

**January 26, 2000** – Jerry Jones names Cowboys defensive coordinator Dave Campo as the fifth head coach in franchise history. Campo spent the previous 11 seasons as an assistant coach in Dallas and was the defensive coordinator for the 1995 team that won Super Bowl XXX.

**August 27, 2001** – Dallas defeats Oakland in a preseason American Bowl game in Mexico City that marks the Cowboys ninth international game. With stops in England (2), Japan (2), Mexico (4) and Canada (1), the Cowboys have played more international games than any other team in the NFL.

**October 27, 2002** – In a 17-14 loss to the Seattle Seahawks at Texas Stadium, Emmitt Smith moved past Walter Payton to become the all-time NFL rushing leader. Smith finished the 2002 season, and his Dallas Cowboys career, with 17,162 yards, 436 more than Payton's previous career mark of 16,726.

**January 2, 2003** – Jerry Jones names Bill Parcells as the sixth head coach in Dallas Cowboys franchise history. Parcells, a two-time Super Bowl winner with the New York Giants, replaces Dave Campo.

**December 21, 2003** – The Cowboys topped the N.Y. Giants to record their 10th win of the sea-



son, securing a wild card berth in the playoffs. It was the club's 27th postseason appearance, extending their NFL record. It was also the 24th season in franchise history that the club had posted at least 10 wins, also a league record.

**November 2, 2004** – With 55% of the vote, the citizens of Arlington, Texas overwhelming support a stadium referendum at the polls. The public-private partnership between the City of Arlington and the Dallas Cowboys will fund a retractable roof stadium with capacity for up to 100,000 people in the heart of Arlington's entertainment district. With over \$400 million committed by the team and stadium users, it will be the largest private investment in a stadium in NFL history, and the stadium will give North Texas the ability to bring major events like the Super Bowl and the NCAA Final Four to the region.

**September 19, 2005** – Troy Aikman, Michael Irvin and Emmitt Smith, the cornerstone players of the three-time Super Bowl Champion Cowboys teams of the 1990s became the 15th, 16th and 17th members of the club's Ring of Honor. The trio finished their Cowboys career holding almost every major passing, receiving and rushing record while helping the organization become the NFL's Team of the Decade for the '90s. A record crowd of 65,207 fans pack Texas Stadium to witness the halftime event during the Monday Night Football match-up against division rival Washington.

**December 24, 2005** – With a 24-20 win at Carolina, the Cowboys clinch the 29th winning season in the franchise's 46 years in operation. Dallas finished the year 9-7.

**January 1, 2006** – The Cowboys played in front of 63,131 fans in the regular season finale at Texas Stadium on Jan. 1, 2006, pushing the club's all-time home attendance figure past the 20 million mark. Dating back to the 1960 franchise opener at the Cotton Bowl, 20,002,761 fans have now seen the Dallas Cowboys in person at the Cotton Bowl and Texas Stadium.

**April 10, 2006** – Ground was broken on the new Dallas Cowboys stadium in Arlington, Texas. The state-of-the-art venue is scheduled for completion by the start of the 2009 NFL season and will accommodate between 80,000 and 100,000 fans.

**August 5, 2006** – Three-time Super Bowl Champion quarterback Troy Aikman and six-time Pro Bowl tackle Rayfield Wright become the eighth and ninth former Cowboys to be enshrined in the Pro Football Hall of Fame in Canton, Ohio. Aikman, the MVP of Super Bowl XXVII and the winningest quarterback of the 1990s is selected in his first year of eligibility. Wright, a member of the NFL's 1970s All-Decade team and two Super Bowl winning teams in Dallas is selected in his first year as a senior's committee nominee.

**December 16, 2006** – With a 38-28 win over the Atlanta Falcons in the Georgia Dome, the Cowboys secured a playoff berth en route to a 9-7 regular season record and a second place finish in the NFC East. The victory marked the organization's 28th postseason appearance, extending their NFL record.

**February 8, 2007** – Jerry Jones announced the appointment of Wade Phillips as the seventh head coach in Dallas Cowboys history. Phillips, who brought a previous 45-35 record as an NFL head coach to the club, replaced Bill Parcells who announced his retirement from coaching on January 22, 2007.

**May 22, 2007** – At NFL owners' meetings in Nashville, Tennessee, North Texas was selected to host Super Bowl XLV. The game will be played at the Cowboys new stadium in Arlington, Texas, on February 6, 2011. The first Super Bowl to be presented in North Texas was awarded on the fourth ballot of a vote by the NFL ownership.

**August 4, 2007** – Michael Irvin, a member of six divisional winners and three Super Bowl championship teams with the Cowboys of the 1990s, becomes the 10th former Dallas Cowboys player to be enshrined in the Pro Football Hall of Fame. Irvin, the Cowboys career leader in receptions and yardage, is presented by team owner Jerry Jones for induction at the ceremony in Canton, Ohio.

**December 9, 2007** – With a 28-27 win at Detroit, the Cowboys clinched the NFC Eastern Division title for the first time since 1998. The win gave Dallas its 20th division championship (16th NFC East). Dallas closed the season with an NFC-best 13-3 record, tying the club mark for regular season victories that was set in 1992.

**February 10, 2008** – A record 13 Dallas Cowboys participated in the Pro Bowl in Hawaii. Representing the club on offense were starters Tony Romo (QB), Terrell Owens (WR), Flozell Adams (LT), Andre Gurode (C), Leonard Davis (RG) and Jason Witten (TE). Marion Barber (RB) was a reserve for the NFC offense. On the defensive side, DeMarcus Ware (LB) and Ken Hamlin (FS) were starters while Roy Williams (SS), Terence Newman (CB) and Greg Ellis (LB) were reserves. Rookie placekicker Nick Folk was also selected.

**September 26, 2008** – The first seats were installed at the Cowboys new stadium in Arlington.

**December 4, 2008** – A topping out ceremony was held at the then named Cowboys Stadium as the last major lift took place over the stadium's east end zone door. Owner Jerry Jones and Arlington Mayor Robert Cluck were joined at the event by a number of Cowboys Hall of Fame players including Bob Lilly, Michael Irvin, Tony Dorsett and Rayfield Wright.

**December 14, 2008** – With a 20-8 win over the N.Y. Giants, the Cowboys clinch the 32nd winning season in franchise history. Dallas finished the year 9-7.

**December 16, 2008** – Five members of the Dallas Cowboys were named to the Pro Bowl as Davis (second selection), Gurode (third), Jay Ratliff (first), Ware (third) and (fifth) were selected. Adams (fifth) was later added as injury replacement.

**May 27, 2009** – With the Jones Family, Arlington Mayor Robert Cluck and a host of Cowboys greats on hand, the West End Zone doors were opened to a crowd of close to 2,000 as part of the building's Ribbon Cutting ceremony.

**June 6, 2009** – The inaugural event at the then named Cowboys Stadium was a star-studded country music concert headlined by George Strait. Superstar Reba McEntire, singer/songwriter Blake Shelton and recording artist Lee Ann Womack joined the event. During the middle of the show, Strait called for the giant roof to be opened, and the show finished under a starry night sky.

**September 20, 2009** – The 105,121 fans who attended the first regular season game at the then named Cowboys Stadium (Dallas vs. the New York Giants) became the largest crowd to ever witness an NFL regular season – or postseason – game.



**January 3, 2010** – With a 24-0 win over Philadelphia, the Cowboys wrapped up the NFC Eastern Division title – marking the 21st division crown in the club's 50-year history. Dallas advanced to the playoffs for the 12th time in the 21 years of Jones' tenure as the owner and general manager.

**January 9, 2010** – Then named Cowboys Stadium played host to its first NFL playoff game when Dallas dropped Philadelphia by a 34-14 margin in front of 92,951 fans in Arlington. The victory increased the Cowboys NFL-best total of all-time postseason wins to 33.

**February 14, 2010** – The 108,713 fans who saw the NBA All Star Game at the then named Cowboys Stadium became a part of history as they made up the largest crowd to attend a basketball game – at any level – in the more than 100-year history of the sport.

**August 7, 2010** – Emmitt Smith, the NFL's all-time leading rusher with 18,355 yards and winner of three Super Bowl rings, became the 12th player in franchise history inducted into the Pro Football Hall of Fame. Smith, who won NFL and Super Bowl MVP awards and is the NFL record holder with 11 consecutive 1,000-yard rushing seasons, was presented by team owner Jerry Jones for the induction ceremony in Canton, Ohio.

**January 6, 2011** – Jerry Jones announced the appointment of Jason Garrett as the eighth head coach in Dallas Cowboys history. The former Cowboys quarterback guided the club to a 5-3 record as the interim coach in the second half of the 2010 season and became the first former Cowboys player to earn a spot as the head coach.

**February 6, 2011** – For the first time in the region's history, North Texas played host to a Super Bowl when the Green Bay Packers and Pittsburgh Steelers faced off in Super Bowl XLV on Feb. 6 at the then named Cowboys Stadium. The Packers earned their fourth Super Bowl Championship with a 31-25 win in front of 103,219 fans - the fourth-largest crowd to watch a Super Bowl.

**November 6, 2011** – Larry Allen, Charles Haley and Drew Pearson were inducted into the Ring

of Honor at halftime of the Cowboys-Seahawks game becoming the 18th, 19th and 20th members of the club's Ring of Honor. All three players earned Super Bowl rings in their years with the Cowboys, Allen - three; Haley - three and Pearson - one.

**December 26, 2012** – Two Dallas Cowboys were named to the original Pro Bowl squad as DeMarcus Ware earned his seventh consecutive and overall trip and Jason Witten his eight overall. Witten's eight are tied with Emmitt Smith for the fifth-most all-star appearances in franchise history. Anthony Spencer then made his first career Pro Bowl appearance when he was added to the NFC's all-star roster as an injury replacement.

**February 2, 2013** – Larry Allen, one of the best offensive linemen in NFL history, was announced as one of the inductees into the Pro Football Hall of Fame. Allen, who spent 12 years in Dallas and was a part of four NFC East titles and one Super Bowl victory, made more Pro Bowl appearances than any offensive player and tied the second-most by any player in franchise history. Jerry Jones will be Allen's presenter at the ceremony. Former Cowboys head coach, Bill Parcells (2003-06) was also one of the inductees for the class of 2013.

**July 25, 2013** – Dallas Cowboys and AT&T announced the new home of the Cowboys will be AT&T Stadium, formerly Cowboys Stadium.

**August 13, 2013** – The City of Frisco, Texas and the Frisco Independent School District announced a partnership with the Dallas Cowboys establishing Frisco as the future home of the Cowboys world corporate headquarters and training location. A multi-use special events and sports facility, to be developed on a footprint of approximately 20 acres, and the Cowboys world corporate headquarters on a footprint of approximately 5 acres, will be the centerpiece of additional mixed-use development on property surrounding the team's new location.

**April 3, 2014** – Jerry Jones received the prestigious Horatio Alger Award in Washington, D.C. and was inducted as a lifetime member into the Horatio Alger Association of Distinguished Americans.

# STEPHEN JONES

Chief Operating Officer  
Executive Vice President  
Director of Player Personnel



With 25 years of NFL experience, Stephen Jones has established himself as one of the brightest and most versatile executives in professional sports. Recognized as Owner Jerry Jones' right-hand man, Stephen is the Cowboys Chief Operating Officer /Executive Vice President, as well as Player Personnel Director and President of AT&T Stadium.

He oversees all elements of the scouting and player personnel departments for the Cowboys as well as all aspects of the stadium management operation. His work involves managing the organization's

400-plus employees, while also overseeing the club's salary cap and all major player contract concerns. He is also active in the recruitment - and management - of all major events that come to AT&T Stadium. Jones' experience as a major college football player, and his years as one of the NFL's top executives, were instrumental in his recent appointment to the League's prestigious Competition Committee.

Jones spearheaded the club's new stadium efforts, overseeing every element of the develop-



ment and construction of the venue while also working closely with local government, community and business leaders. He was directly responsible for the club's successful referendum campaign in the fall of 2004 that saw the City of Arlington agree to join forces with the Cowboys in building a new state-of-the-art stadium.

Opened to the public in May of 2009, the stadium's dramatic first season of operation resulted in the venue being named the Sports Facility of the Year by the *Sports Business Journal* in May of 2010.

The 100,000-plus seat stadium established the attendance record for an NFL regular season game as 105,121 witnessed the September 20, 2009 home opener, while the 108,713 who attended the NBA All-Star Game on February 14, 2010 became the largest crowd to witness a basketball game in the history of the sport.

In just over five years of operation, more than seven million fans have attended events that included high school and collegiate football, major college basketball, international soccer, professional bull riding, Motocross, world championship boxing and a handful of concerts that featured world renowned recording artists. Another three million visitors passed through the twelve-story high doors of the stadium for daily public tours of the venue.

With its architectural versatility and cutting edge media capabilities, AT&T Stadium has become a visible beacon that has established North Texas as a major focal point on the sports and entertainment canvas of North America.

The brilliant new home of the Cowboys has become a powerful catalyst in attracting a wide range of national and international events that will define the future of the region for generations to come. After already playing host to Super Bowl XLV (February of 2011) and the NCAA Final Four in men's basketball (April 2014), other top flight events for the future include the inaugural College Football Championship Game in 2015, the annual AT&T Cotton Bowl, the "Cowboys Classic" which features a marquee matchup of prominent schools at the beginning of each collegiate football season and Texas A&M-Arkansas football series just to name a few.

In the summer of 2013, Jones was the organization's point person in the negotiations that established the multi-year naming rights agreement for the Cowboys home in Arlington with AT&T. Shortly after the new name for AT&T Stadium was announced, Jones took on the responsibilities for developing a partnership with the City of Frisco and The Frisco Independent School District to develop a new home for the Cowboys training headquarters in Frisco that is scheduled to open in 2016.

Prior to focusing much of his energy on the innovative projects in Arlington and Frisco, Jones' stewardship of historic Texas Stadium in Irving, left behind a legacy of facility management that maximized the use and visibility of the venue into a year-round destination for sporting, entertainment, community and corporate events on an unprecedented level. His vast experience in stadium management, design and development has landed him a standing appointment on the NFL's New Stadium Committee.

Jones played an integral role in the team's dramatic rise from a 1-15 record in 1989 to being the NFL's "Team of the Decade" with three Super Bowl titles in the 1990s. As he enters his 26th NFL season, Jones is a driving force behind the Cowboys push to return to the NFL's elite level of teams. His recent work has seen the club restock its roster with some of the game's top talent and the recent results have produced winning records in six of the last 10 seasons - and division titles in 2007 and 2009.

The last 12 draft classes (2002-2013) are proving to be the foundation for the future of the Cowboys with 12 starters and 13 All-Rookie Team members coming out of those selections. Those same drafts also produced 14 Pro Bowl players who have collectively combined for 39 all-star game appearances in Roy Williams (2002 draft), Andre Gurode (2002), Terence Newman (2003), Jason Witten (2003), DeMarcus Ware (2005), Marion Barber (2005), Jay Ratliff (2005), Jason Hatcher (2006) Nick Folk (2007), Anthony Spencer (2007) Mike Jenkins (2008) Dez Bryant (2010), Tyrone Smith (2011) and DeMarco Murray (2011).

In the ever-evolving strategy that dictates a team's competitiveness in the current collective bargaining agreement, Jones' performance in managing the Cowboys salary cap, and the club's activity in free agency, has played a prominent role in the team's ability to compete at the NFL's highest level. Most recently he has overseen the acquisition of veteran free agents such as Henry Melton, Brandon Carr, Mackenzy Bernadeau and Justin Durant.

Jones' involvement in shaping the Dallas roster under the salary cap was critical in allowing the Cowboys to maintain one of the NFL's most talented core group of players throughout the decade of the 1990s. His creativity and care taking of the Cowboys cap played a key role in the team's six division titles and four conference championship game appearances.

During a historic two-year period of time, Jones was involved in signing five Cowboys stars who were considered the best players in the game at their respective positions. Between September of 1993 and September of 1995, Jones helped orchestrate contract agreements with running back Emmitt Smith, quarterback Troy Aikman, fullback Daryl Johnston, wide receiver Michael Irvin and cornerback Deion Sanders.

Jones has enjoyed a life-long association with the game of football. A four-year letterman as a line-backer and special teams standout at the University of Arkansas, Jones was a starter for the Razorbacks in the Orange Bowl Classic Game that followed the 1986 season. Prior to attending the University of Arkansas, Jones was an all-state quarterback and a three-year starter at Catholic High School in Little Rock, Arkansas.

He graduated from Arkansas in 1988 with a degree in chemical engineering, and immediately went to work in the oil and gas business for JMC Exploration as an engineer.

On Feb. 25, 1989, Jerry Jones purchased the Dallas Cowboys and installed Stephen into a key front office position as one-of-three vice presidents with the club.

Jones is a member and past president of the Dallas Chapter of the Young Presidents' Organization. He serves on the board of directors for the SMU Athletic Forum and Cotton Bowl Athletic Association. He also serves on the board for the Dallas Citizens Council and the Baylor Health Care System Foundation. He is a former member of the NFL's Business Ventures Committee, and he is also a member of the board of directors for Legends Hospitality - the joint stadium catering venture involving the Dallas Cowboys and the New York Yankees organizations that Jones was instrumental in creating.

Jones (6/21/64) was born and reared in Little Rock. He is married to the former Karen Hickman of El Dorado, Arkansas, and the couple has three daughters and a son: Jessica, Jordan, Caroline and John Stephen.



# CHARLOTTE JONES ANDERSON

Executive Vice President  
Chief Brand Officer



Charlotte Jones Anderson, Dallas Cowboys Executive Vice President and Chief Brand Officer, oversees all strategies and applications surrounding the team's brand as it is presented to fans worldwide. Working in the front office since 1989, Anderson's experience has enabled her to become one of the most innovative and versatile front office executives among women in professional sports.

Her vision and direction guides the Cowboys in stadium design, fan engagement, entertainment, licensed apparel, cause marketing, and community service. Anderson also serves as President of the Gene and Jerry Jones Family Foundation and the Gene and Jerry Jones Family Arlington Youth Foundation.

Anderson plays a prominent role in shaping the design, décor, sponsor integration and overall presentation of AT&T Stadium, the state-of-the-art venue that opened in Arlington, Texas in 2009. The stadium's signature element is one of the most prominent public art collections, the Dallas Cowboys Art Collection at AT&T Stadium. Consisting of over 50 pieces of contemporary art from an international array of curated artists, the collection is displayed on the walls and in the grand public spaces of the stadium.

Under her guidance, the venue has played host to some of highest profile sports and entertainment events in the world – among those are Super Bowl XLV, the 2010 NBA All Star Game and the annual AT&T Cotton Bowl Classic. As Chair of the North Texas Local Organizing Committee, Anderson directed the group spearheading the region's efforts to host the 2014 NCAA Men's Final Four basketball championship at AT&T Stadium.

Anderson is also President of the Dallas Cowboys Cheerleaders and is responsible for supervising the fortunes and travels of what is considered to be the most prominent organization of its kind in the world. In the late 1990s, the Cowboys Cheerleaders surpassed the legendary Bob Hope in total number of USO visits made to U.S. military installations around the world.

Most recently, Anderson was named Chairman of the NFL Foundation and is responsible for spearheading the NFL efforts in youth football participation, health and safety, and community outreach. She is the first woman to serve in this capacity for an NFL charitable institution and the first woman to

represent club ownership as leader of a major professional sports league foundation.

Anderson has served as the Chairman of The Salvation Army's National Advisory Board in 2010 and is the first woman to serve in that role. In 1997 she introduced a groundbreaking approach to fundraising on the world-wide stage by focusing a Thanksgiving Day national television audience during the Dallas Cowboys halftime and the unique opportunity to kick off the Salvation Army's National Red Kettle Campaign. Anderson set the wheels in motion, helping the Army raise over 1.6 billion dollars and touch lives across the globe by combining the Dallas Cowboys and popular musical entertainers featured on network television during one of the most watched NFL games of the season annually.

Since that initial halftime presentation which featured the musical talents of Reba McEntire, entertainers such as Randy Travis, Clint Black, Toby Keith, Destiny's Child, Sheryl Crow, Carrie Underwood, Kelly Clarkson, the Jonas Brothers, Keith Urban, Enrique Iglesias with Pit Bull, Kenny Chesney, and Selena Gomez have performed in the halftime show.

Anderson's spirit of involvement in the local community extends far beyond the realm of professional football. Since coming to the Dallas-Ft. Worth area in 1989 she has been actively involved with leadership roles in a wide range of organizations that include: The Boys and Girls Clubs of America, Southwestern Medical Foundation, the President's Advisory Council for The Dallas Center for Performing Arts Foundation, TACA board of governors, The Salvation Army, The Rise School, Shelton School, Make-A-Wish North Texas Presidents Council, Dallas Symphony and the Super Bowl XLV Host Committee. She is also on the Board of Directors for Hilltop Corporation.

In 2013 Anderson and her mother, Gene Jones, were the recipients of the Texas Medal of Arts – Arts Patrons Award, presented by the Texas Cultural Trust.

Anderson travels across the country speaking on philanthropic initiatives and brand innovation.

A native of Little Rock, Arkansas, Charlotte Jones Anderson is a 1988 graduate of Stanford University where she earned a B.S. degree in human biology. She is married to Shy Anderson. The Anderson's live in Dallas with their three children: daughter Haley and sons Shy and Paxton.

# JERRY JONES, JR.

Executive Vice President  
Chief Sales and Marketing Officer



As Executive Vice President and Chief Sales and Marketing Officer, Jerry Jones, Jr. is a key member of the Dallas Cowboys front office, overseeing the club's entire sales and marketing efforts. Jones was instrumental in the design and planning of AT&T Stadium, viewed as one of the world's truly unique sports and entertainment venues as well as the team's new state-of-the-art training complex set to open in Frisco in 2016. In its first three years of operation, the then named Cowboys Stadium has already played host to Super Bowl XLV, the 2010 NBA All Star Game, the 2014 NCAA Men's Final Four, the AT&T Cotton Bowl, and numerous other major events on top of being the home of the Dallas Cowboys.

In his current role, Jones is the guiding force behind all of the club's sales and marketing efforts, both those directed at the team's loyal fans as well as its corporate partners. With the Cowboys unique vertical structure, Jones leads a team that is not only responsible for the sales and marketing of the club, but also its vast merchandising business as well as all digital and broadcast media.

Over the last few years, Jones guided the transition of 65,000 season ticket holders as well as over 300 suite owners from Texas Stadium to the club's new home. With a stadium capable of holding up to 100,000 fans, with eight club areas and 3.0 million square feet of space, this monumental effort required the expansion of the club's sales team to over 60 employees dedicated to personalized customer service. At the same time, Jones has also been deeply involved in the extension and expansion of the club's already sizable corporate sponsorship base. In recent years, Jones has directed the extension of long-term agreements with numerous valued partners like Miller Brewing, Ford, Bank of America, Pepsi and Dr Pepper as well as the expansion of the AT&T partnership to include stadium naming rights.

In both 2008 and 2009 these efforts were recognized by the *Sports Business Journal* when Jones was named to their 40 Under 40 List of executives under the age of 40 who are making the greatest contribution to their organization and the world of sports and entertainment.

On the broadcast front, Jones oversaw the 2006 move to bring the club's radio broadcast in-house. The move added English radio to the club's stable of English and Spanish television programming as well as the Spanish radio broadcast. Blue Star Media now originates over 30 hours a week of original televi-

sion, radio and internet programming aired across the Dallas Cowboys Broadcasting Network in five states.

Jones has established a growing reputation at the league level as it relates to sales and marketing. In recent years he has been named to both the NFL's Marketing Executives Committee as well as the Internet Working Group Committee.

In 2001, to help further the Dallas Cowboys marketing and brand image initiatives, Jones became the President of Dallas Cowboys Merchandising, Ltd. (DCM), a company formed in 1996 to design, manufacture and distribute Dallas Cowboys merchandise throughout the world. To date, the Cowboys are still the only major league sports team to form such an entity, enabling their fans to have the unique opportunity to enjoy the authenticity of team merchandise and memorabilia, straight from the source. Under Jones's leadership, DCM and the Dallas Cowboys continue to thrive as one of the top teams in NFL sales over the past 20 years.

Today DCM mall stores have more than doubled to 35 retail locations throughout Texas and New Mexico, including the 15,000 square foot Pro Shop in AT&T Stadium; the largest Pro Shop of any NFL team. In 2010, DCM moved into a new 400,000 square foot manufacturing and distribution headquarters near DFW Airport.

Jones took over as the club's Chief Marketing Officer in 2001 after first joining the club in 1996 as Vice President and General Counsel. He spent his early years negotiating rookie contracts, local radio and television broadcast rights fees and sponsorship agreements. He was also instrumental in launching the Dallas Cowboys official website, which continues to be at the forefront of internet technology and has become one of the NFL's most comprehensive and innovative team pages. Following the 2005 season, the site won the NFL's award for best content which not only includes the quality of writing material, but also the video updates, video shows, and live internet broadcasts. To this day, [dallascowboys.com](http://dallascowboys.com) receives more visits than any other team website in the NFL.

Jones, born Sept. 27, 1969, earned his law degree from Southern Methodist University in 1995. He completed his undergraduate coursework at Georgetown University, where he majored in political science and graduated with a BA in 1992. Jones and his wife, Lori, reside in Dallas, Texas with their children James and Mary Chambers.



# JASON GARRETT

## Head Coach



Princeton

Head Coach: 4th Year • NFL: 10th Year • Cowboys: 8th Year

Jason Garrett was named the eighth head coach in Dallas Cowboys history on January 5, 2011. Garrett, who played for or worked alongside five of his predecessors, became the first former Dallas Cowboys player to become the team's head coach. In three and a half years in leading Dallas, Garrett owns a 29-27 overall record as head coach.

Having literally grown up around successful head coaches in the NFL and in the Dallas Cowboys family, Garrett was a member of three Super Bowl winning teams in the 1990s during his seven seasons as a Cowboys quarterback. His father, Jim, was a personnel scout for the team for 21 years and served under every Super Bowl winning head coach and ownership regime in franchise history.

As a player in Dallas, Garrett learned under championship coaches Jimmy Johnson and Barry Switzer, while serving as a backup to Troy Aikman in offenses directed by Norv Turner and Ernie Zampese. He went on to play for the New York Giants, who reached Super Bowl XXXV, while playing for offensive coordinator Sean Payton. Garrett finished his playing days while studying under Jon Gruden in Tampa Bay and started his coaching career with the Miami Dolphins, where he worked under four-time collegiate national championship head coach, Nick Saban.

Garrett was elevated to the Cowboys top job after taking over as the team's interim head coach at the midpoint of the 2010 season. He went on to guide a Dallas team that had started the season with a 1-7 record to a 5-3 mark down the stretch. In the season's second half, three of the Cowboys five victories were against teams that posted 10 regular season wins, while the three Dallas defeats were decided by a combined total of seven points.

In 2013 Garrett guided the Cowboys to an 8-8 record and had his club in position to play for the NFC East title in the last game of the regular season for the third straight year. Five of the team's eight losses came by a combined total of eight points as the Cowboys finished in second place in the NFC East. Five Dallas players earned Pro Bowl trips to Hawaii in 2013, including four first year selections: wide receiver Dez Bryant, running back DeMarco Murray, offensive tackle Tyron Smith and defensive tackle Jason Hatcher. The fifth Pro Bowler, veteran tight end Jason Witten earned his ninth Pro Bowl selection after moving into second place among tight ends on the NFL's all-time reception list with 879 career catches. Dez Bryant accounted for 13 touchdown catches which tied him for third on the Cowboys all-time single season scoring reception list. Running back DeMarco Murray's 1,121 rushing yards enabled him to become the team's first 1,000 yard rusher since 2006. Quarterback Tony Romo had another impressive year, throwing for 31 touchdowns with only 10 interceptions. A Week 15 injury forced him out of the season finale, causing Romo to just miss surpassing the 4,000-yard single season passing plateau for the fifth time, as he closed the 2013 campaign with 3,828 yards through the air.

In Garrett's second full year of guiding the Dallas Cowboys (2012), the team produced the club's third-best all-time total net yardage figure by racking up 5,994 yards. Additionally, Tony Romo threw for a club-record 4,903 gross yards as part of an offense that posted a club-best 4,729 net yards. Romo also set club marks for attempts (648) and completions (425), becoming the eighth different NFL quarterback to go at least 400-of-600 in a season. NFL quarterbacks achieved that mark 15 times in league history. Also benefiting from Dallas' offensive output was Dez Bryant, who finished the season with a team-leading and career-best 1,382 yards - fourth in team history - and 12 touchdowns - tied for fifth in club history. Jason Witten was also a recipient of the high-powered pass attack, racking up a league tight end record 110 catches (second in team history) and his fourth career 1,000-yard season (1,039).

In his first full year as head coach, Garrett guided the 2011 team to an 8-8 finish as the offense amassed 6,008 yards for the second-highest yardage output in franchise history. Romo returned to the helm and finished with one of his best statistical seasons, posting a career-best 102.5 quarterback rating, good for third in the NFC, fourth in the NFL and second in team history. He eclipsed the 4,000-yard mark for the third time in his career and the third time in team history with 4,184 on the year (third in club history). Romo's 66.28 completion percentage was also a career-best (second in team history), while his 31 touchdown passes (second), attempts (third) and completions (second) were all good for the second-most of his career at the time. Tight end Jason Witten led the team in receptions (79) - for the fifth straight season and sixth overall - and receiving yards (942) while finishing fourth with five touchdown receptions. In his second season, Dez Bryant finished second on the team in catches (63), receiving yards (928) and touchdowns (nine), while veteran Laurent Robinson led the team with 11 touchdown receptions on 54 catches for 858 yards. Rookie running back DeMarco Murray provided a mid-season spurt as he set a club rushing record with 253 rushing yards against St. Louis (10/23). Murray led the team with 167 carries for 897 yards and two touchdowns despite starting only seven games and missing the final three games after landing on Reserve/Injured with a broken ankle. With an offensive line in transition, rookie Tyron Smith emerged as a solid building block for the long term after starting all 16 games at right tackle and earning All-Rookie honors.

Since he took over the offensive coordinator's responsibilities under Wade Phillips in 2007, the Dallas offense has reached high levels of productivity in several categories, and the unit has finished among the NFL's top-10 in total offense in five of his seven years at the helm: 2013 (10th), 2012 (6th), 2010 (10th), 2009 (2nd) and 2007 (2nd). From the start of the 2007 season, the club has averaged 24.6 points-per-game (tied for fifth in the league over that span) and 366.4 total yards-per-outing (seventh



in the league over that span). Since his arrival in 2007, not only has the team set single-season records in numerous offensive categories, but the club's cumulative numbers for gross passing yards (29,107) and total points (2,756) represent the best totals over a seven-year span in the history of the organization while the club's 41,041 total net yards are second. Under Garrett's tutelage, 11 different offensive players have earned 23 total trips to the Pro Bowl.

Although the 2010 club faced its share of challenges, the offense continued to put up big numbers, amassing 5,828 total yards for the seventh-highest yardage output in franchise history. Dallas also topped the 4,000 passing yard mark for the third time in four years with the third-most in club history (4,042). Romo started the season running the offense, but a fractured left clavicle suffered against the N.Y. Giants (10/25) led the way for Jon Kitna to take over. Before the injury, Romo completed 148-of-213 passes (69.5%) for 1,605 yards, 11 touchdowns and seven interceptions. At the time of his injury, he had a 94.9 quarterback rating that was sixth in the NFL and tops in the NFC. Witten also finished with 1,002 receiving yards and nine touchdowns. His 1,002 yards marked his third career 1,000-yard season and his second consecutive, while his nine touchdowns tied a team tight end record. Miles Austin notched his second straight 1,000-yard season (1,041) to give the Cowboys their fifth time with two pass catchers topping 1,000 yards. Rookie wide receiver Bryant was well on his way to a record-breaking rookie season before fracturing his ankle at Indianapolis (12/5). Prior to his injury, Bryant collected 45 catches (second all-time among team rookies) for 564 yards (fifth) and six touchdown catches (tied for second). The club sent three offensive players to the Pro Bowl: Austin (second consecutive), Andre Gurode (fifth consecutive) and Witten (seventh consecutive).

En route to winning the 2009 NFC Eastern Division title, Dallas established club records for total offensive yards (6,390), net passing yards (4,287) and pass completions (347). Dallas ranked second in the NFL in yards-per-game (399.4), sixth in passing (267.9) and seventh in the league in rushing (131.4). Romo broke his previous single season records for completions (347) and passing yards (4,483), while Austin (1,320 receiving yards) and Witten (1,030) became just the fourth pair of Cowboys pass catchers to gain more than 1,000 yards in a season in team annals. On the ground, second-year running back Felix Jones eclipsed a 47-year old record for rushing yards-per-carry with a season average of 5.9.

The 2009 club led the NFL in average gain on first down plays (6.52), and five offensive players made trips to the Pro Bowl in South Florida: Witten, Davis, Gurode, Romo and Austin.

In 2008 Dallas finished the season 13th in the NFL in total offense with an average of 344.5 yards-per-game. The team was ninth in the league in passing offense (236.8 yards-per-game), and the team's total of 3,789 net yards passing was the fifth-highest in club history since the 16-game NFL regular season was implemented in 1978. Following the season, offensive linemen Davis, Gurode and Flozell Adams were selected to represent the Cowboys in the Pro Bowl along with Witten.

In 2007 Garrett directed a Dallas unit that produced one of the most explosive seasons in club history. Following the season in which the Cowboys won the NFC Eastern Division crown with a team-record tying 13 victories, head coach Wade Phillips added to Garrett's responsibilities by naming him the club's assistant head coach on January 17, 2008. Regarded as one of the bright young offensive minds in the league, Garrett was named Pro Football

Weekly's NFL's Assistant Coach of the Year in March of 2008. The award, which is presented annually at the Ed Block Courage Awards Banquet in Baltimore, is selected by a vote of the Pro Football Writers of America.

Dallas finished the 2007 season second in the NFL in scoring (first in the NFC) with an average of 28.4 points-per-game. The 455 points scored in 2007 marked the second-highest figure in club history behind only the 1983 club (479 points). The Cowboys scored at least 20 points in 14 of its 16 games in 2007, marking the most 20-plus point games since the 1995 club also had 14. The 2007 offense also set a club record by scoring 24-points-or-more in the first 13 games of the season.

With a 16-game average of 365.7 yards-per-game, the Cowboys were third in the NFL (second in the NFC) in total offense. Dallas closed the 2007 season fourth in the NFL (third in the NFC) in passing with an average of 256.6 yards-per-game. In the rushing offense category, the Cowboys were 17th in the NFL (seventh in the NFC) with an average of 109.1 yards-per-game. The 5,851 yards in total offense by Dallas in 2007 marked the fifth-highest total yardage output in team history at the time. The Cowboys established a club record with 217 passing first downs in 2007, while also leading the NFL in average yards gained on first downs. Dallas picked up an average of 6.24 yards on first down plays, while New England (6.09) was second.

In his first full season as an NFL starter, Romo finished the campaign as the NFC's top rated passer (97.4), marking the third-highest single season passer rating in club history. With 36 touchdown passes in 2007, Romo established a Cowboys record for single season scoring tosses - eclipsing the mark of 29 set by Danny White in 1983. Romo also set what were then season club marks for completions (335) and passing yardage (4,211).

Terrell Owens closed the year second in the NFC in receiving yardage with 1,355 (fifth in the NFL), and he led the NFC in touchdown catches (third in the NFL) with a club-record 15 scoring receptions. Witten finished the year second among all NFL tight ends (first in the NFC) in both receptions (96) and yardage (1,145). Both totals represented club records for a Dallas tight end in a single season.

Barber's 4.8-yard rushing average was fifth among all NFL backs, and his 10 rushing touchdowns tied for fifth in the NFL. The one-two punch of Barber and Julius Jones combined for 1,563 yards on the ground and a combined average of 97.7 yards-per-game.

Garrett returned to Dallas in 2007 as the offensive coordinator after spending the previous two seasons tutoring the Miami Dolphins quarterbacks. Garrett, who was a backup quarterback to Troy Aikman in Dallas from 1993 to 1999, rejoined the Cowboys with a great understanding of the championship heritage of the organization. As a player in Dallas, he was a member of teams that won six division titles and three Super Bowl championships.

He entered the coaching profession in February of 2005 as the quarterbacks coach for Nick Saban's first Miami Dolphins club. While in Miami, Garrett capably handled the challenge of having to work with five different starting quarterbacks over the course of 32 regular season games. In 2005 Miami quarterbacks threw 22 touchdowns with just 16 interceptions. Their plus-six differential was the team's best since the 1998 season when they were a plus-seven (23-16). In 2006 Garrett managed three starting quarterbacks for an offensive unit that produced four pass receivers who each had at least 55 receptions. It marked the first time in club history that four different receivers had at least 55 catches.

As a player, Garrett worked under highly successful offensive coordinators Norv Turner and Ernie



Zampese in Dallas while providing sideline assistance to Aikman for the majority of his Hall of Fame career. After moving to New York in 2000, he helped guide starting quarterback Kerry Collins and the Giants to an NFC Championship and a Super Bowl berth while working along side Saints head coach Sean Payton, who was the team's offensive coordinator. Garrett also gained valuable experience in absorbing Jon Gruden's offensive philosophies during a stint with the Tampa Bay Buccaneers in the closing months of his playing career in 2004.

In his seven years as a player in Dallas, Garrett started nine of the 23 games in which he played. A key reserve player on three Super Bowl teams, he is best remembered for his Thanksgiving Day heroics in 1994. As the Cowboys third quarterback on the depth chart, he made his second career start against Green Bay after Aikman and backup quarterback Rodney Peete were felled with injuries in previous weeks. Garrett led Dallas to a thrilling 42-31 come-from-behind victory in which he directed the Cowboys to a club-record 36 second half points with six consecutive second half scoring drives. He finished the day with 311 passing yards on 15 completions with two touchdown tosses and was named the NFC's Offensive Player of the Week. He went on to start five games in 1998 and two games in 1999 to finish his days in Dallas with a 6-3 record as a starting quarterback.

Garrett served as the primary backup to Kerry Collins during the New York Giants run to the Super Bowl in 2000, and played the entire fourth quarter of the NFC Championship Game that year. He spent the next three seasons with the Giants (2000-03).

He concluded his career by splitting the 2004 season with Tampa Bay and Miami. Overall in his 12 NFL seasons, Garrett started nine of the 40 regular season games in which he played and completed 165-of-294 passes for 2,042 yards with 11 touchdowns and five interceptions.

As a senior at Princeton University in 1988, Garrett was named the Ivy League's Player of the Year and honorable mention All-American. He earned his degree in history in 1989, and moved on to the NFL as an undrafted rookie free agent with the New Orleans Saints developmental squad. After being released prior to the 1990 season, he spent the fall of 1990 as an assistant coach at Princeton. In 1991 Garrett moved on to play in the World League and the Canadian Football League before joining the Cowboys practice squad in 1992.

Garrett, who prepped at University School in Chagrin Falls, Ohio, followed in his family footsteps in 2005. His father, Jim, spent more than 30 years in the NFL as a coach and scout. His brother, John, is now the wide receivers coach with the Buccaneers. Another brother, Judd, was a practice squad player for the 1993 Cowboys Super Bowl Championship club and is now with the Cowboys scouting department as the director of pro scouting.

Jason and his wife Brill founded their charitable foundation, Jason Garrett Starfish Charities, in 1997 with the goal of enriching the lives of young people. The principle activity of the foundation is a one-day football camp and leadership forum for high school athletes, which is held each summer at Princeton University in conjunction with Play It Smart, a program administered by the National Football Foundation. In 2012 Garrett and the Cowboys organization introduced a similar annual one day football camp - Dallas Cowboys U - at the team's Valley Ranch training complex. The camp offers life skills sessions along with the opportunity for the high school players to be coached by the Dallas Cowboys players.

Born on March 28, 1966, Garrett resides in Dallas with his wife, Brill.

**Jason Garrett** – Born March 28, 1966, Abington, Pa. Quarterback Princeton 1987-88. Pro: Quarterback San Antonio Riders (World League) 1991, Ottawa RoughRiders (CFL) 1991, Dallas Cowboys 1993-99, New York Giants 2000-03, Tampa Bay Buccaneers, Miami Dolphins 2004. College coach: Princeton 1990. Pro coach: Miami Dolphins 2005-06, Dallas Cowboys 2007-13 (head coach 2011-13).

## GARRETT'S HEAD COACHING RECORD AND COACHING EXPERIENCE

### REGULAR SEASON TOTALS

Year	Team	W	L	T	Pct.	Result
2010	Dallas	5	3	0	.625	Interim
2011	Dallas	8	8	0	.500	3rd NFC East
2012	Dallas	8	8	0	.500	3rd NFC East
2013	Dallas	8	8	0	.500	2nd NFC East
<b>Totals</b>		<b>29</b>	<b>27</b>	<b>0</b>	<b>.518</b>	

Year	Position/Team
2005-06	Quarterbacks, Miami Dolphins
2007	Offensive Coordinator, Dallas Cowboys
2008-10	Assistant Head Coach/Offensive Coordinator, Dallas Cowboys
2010	Interim Head Coach, Dallas Cowboys - final eight games
2011-13	Head Coach, Dallas Cowboys

# JOE BAKER

## Assistant Secondary

Princeton  
NFL: 19th Year • Cowboys: 3rd Year



The Dallas Cowboys announced Joe Baker as an assistant secondary coach on February 13, 2012. Baker arrived in Dallas after spending the previous three seasons (2009-11) as an assistant with the Tampa Bay Buccaneers. He has 18 years of NFL coaching experience and three years at the collegiate level.

Baker again worked closely with secondary coach Jerome Henderson in 2013 as the defense made the switch back to the 4-3 scheme. The starting defensive backfield saw the return of Barry Church, who missed the majority of 2012 with an Achilles' tear, as the former rookie free agent safety started all 16 games for the first time in his career and led the defense with a career-best 147 tackles. The season started with third round draft pick J.J. Wilcox starting at strong safety (five games) before rookie free agent Jeff Heath took over (nine). In his second year in Dallas, Brandon Carr was fourth on the team with 74 tackles and second with three interceptions. Morris Claiborne struggled in his second pro season, tallying 31 tackles (14th) as Orlando Scandrick stepped in to start 15 games and finish with 70 tackles - a career-high.

In his first season with the Cowboys, Baker helped integrate two new starting corners in first round draft choice Claiborne and veteran free agent Brandon Carr. Carr led the team in interceptions with three - returning one for a touchdown - while Claiborne picked off one pass and had a fumble returned for a touchdown.

In 2009 Baker was the defensive backs coach in Tampa Bay, and from 2010-11, he coached Buccaneers linebackers. Baker's 2009 defensive backfield helped Tampa Bay finish 10th in the league in pass defense as his unit accounted for 15 of the team's 19 interceptions. Safety Tanard Jackson and cornerback Aqib Talib tied for the team lead with five interceptions.

Prior to landing with the Buccaneers, Baker spent two seasons (2007-08) with the Denver Broncos, first as the club's linebackers coach and then as an offensive assistant. In his first season with Denver, Baker worked with a linebacking corps that was highlighted by D.J. Williams, who was making the transition to middle linebacker. Under Baker's

tutelage, Williams finished the season second in the NFL with an AFC-best 141 tackles. Baker crossed over to the offensive side in 2008 as an offensive assistant and helped the unit finish second in the league in total offense (395.8 yards-per-game).

Baker was with the St. Louis Rams in 2006 (defensive quality control/linebackers) where he helped guide St. Louis to 32 takeaways - seventh in the league - with a league-best nine red zone takeaways. Baker spent 2005 with the Green Bay Packers (secondary/safeties) and worked with a defensive backfield that led the league in pass defense, allowing 165.7 yards-per-game - the club's lowest total in 27 seasons.

Baker spent five seasons (2000-04) coaching various defensive positions with the New Orleans Saints. In his time with the club, New Orleans was fifth in the league in takeaways (163) over five seasons. He started with the Saints as an assistant defensive backfield/assistant special teams coach (2000-01), then was the team's secondary assistant (2002) and finally the secondary coach (2003-04).

Baker made his NFL coaching debut in 1995 as the assistant special teams coach for the Jacksonville Jaguars, a position he held through the 1998 season. He first landed with the Jaguars in 1994 as the club's manager of football operations leading into its inaugural season.

In 1999 Baker returned to coach college ball at the University of Wisconsin as the school's outside linebackers/special teams coach. He coached running backs and wide receivers at Samford in 1993 after spending one season as the player personnel coordinator for the Birmingham Fire of the World League of American Football. Baker got his start coaching as a graduate assistant/defensive backs at East Stroudsburg University in 1991.

Baker played wide receiver four years (1987-1990) at Princeton University where he caught passes from Cowboys Head Coach Jason Garrett for two years (1987-88). He was part of Princeton's 1989 Ivy League co-championship squad then earned his degree in history in 1991.

Baker lives in Southlake with his wife, Jill, and two children - Mia and Joey.

---

**Joe Baker** – Born June 29, 1969, Glen Ridge, N.J. Wide receiver Princeton 1987-1990. No pro playing experience. College coach: East Stroudsburg 1991, Samford 1993, Wisconsin 1999. Pro coach: Birmingham Fire (WFL) 1992, Jacksonville Jaguars 1995-98, New Orleans Saints 2000-04, Green Bay Packers 2005, St. Louis Rams 2006, Denver Broncos 2007-08, Tampa Bay Buccaneers 2009-11, Dallas Cowboys 2012-13.

---



# BRETT BECH

## Assistant Strength and Conditioning



Louisiana State

NFL: 5th Year • Cowboys: 4th Year

Brett Bech (*Besh*) joined the Dallas Cowboys as an assistant strength and conditioning coach in 2011. He is in his second stint as a strength coach in the NFL after spending one season (2006) with the N.Y. Jets in a similar capacity. He is no stranger to head strength and conditioning coach Mike Woicik's philosophy as Woicik ran the strength program in New Orleans for three of Bech's four seasons as a wide receiver.

Before landing in Dallas, Bech spent two and a half years training collegiate athletes for the NFL Combine at Athletes' Performance in Gulf Breeze, Fla. Prior to that, he was the Jacksonville Jaguars off-season speed consultant for two years (2007-08).

He was an assistant strength and conditioning coach for the N.Y. Jets in 2006 after he spent 2005 as their offseason speed consultant.

Bech had a pro football career that spanned nine years. He was an undrafted free agent for the Jacksonville Jaguars in 1996 before joining the Saints practice squad later that same season. He spent three more years as receiver for New Orleans (1997-99). He spent one year with the XFL's Las Vegas Outlaws (2000) then three seasons (2002-04) in the Arena Football League for the Indiana Firebirds.

Bech was a three-year letterman at Louisiana State (1992-94) and led the Tigers in receiving in 1993 and 1994. He was the team's offensive MVP and captain as a senior.

Bech has his Certified Strength and Conditioning Specialist and USA Weightlifting Level 1 certificates. He, and his wife, Cheri, have four daughters, Cora, Olivia, Shilah and Priscilla.

**Brett Bech** – Born August 20, 1971, Slidell, La. Wide receiver Louisiana State 1991-94. Pro: Wide receiver New Orleans 1996-99, Las Vegas Outlaws (XFL) 2000, Indiana Firebirds (AFL) 2002-04. Pro coach: N.Y. Jets 2006, Dallas Cowboys 2011-13.

# RICH BISACCIA

## Special Teams Coordinator



Yankton College

NFL: 13th Year • Cowboys: 2nd Year

Rich Bisaccia returns for his second season as the Dallas Cowboys special teams coordinator after being named to the position on Jan. 30, 2013. Bisaccia enters his 32nd season as a coach and 13th in the NFL.

During his first season leading the charges of the Cowboys special teams, Bisaccia's impact was immediate in the return game where he upgraded the squad's NFL kickoff return average ranking from 29th (20.6) in 2012 to fourth (25.5) in 2013. In particular, returner Dwayne Harris' 30.6-yard kickoff return average was second in the league while his punt return average of 12.8 yards-per-return ranked third in the NFL.

In the kicking game, Bisaccia's work with Dan Bailey allowed the placekicker to finish the season 28-of-30 on field goals - good for a 93.3 percentage - to rank fourth in the league. He closed out the season converting 21 straight attempts. Bailey also set the single-season club record for field goals of 50+

yards with six in 2013.

Punter Chris Jones also benefitted from Bisaccia's tutelage, playing in all 16 games for the first time in his career to boast a 44.8 yard-per-punt average and a net average of 39.1. Jones also had 30 punts downed inside the 20-yard line to mark the third-most in team history in a single season.

Prior to arriving in Dallas, Bisaccia spent two seasons in San Diego with the Chargers. He was the club's special teams coach in 2011 before adding assistant head coach duties for the 2012 season.

From 2002-10 Bisaccia coached in Tampa Bay, originally working with the special teams (2002-07), then adding the responsibilities of associate head coach and running backs (2008), before spending his last two seasons (2009-10) as the club's associate head coach/special teams. In addition to being a part of the Bucs Super Bowl XXXVII Championship team in his first season as an NFL coach, Bisaccia's charges earned three Pro Bowl selections (punter

Josh Bidwell - 2005, long snapper Dave Moore - 2006, returner Clifton Smith - 2008), 13 NFC Player of the Week awards and four NFC Player of the Month awards through his tenure. Additionally, his units scored four touchdowns on kickoff returns, four on punt returns and blocked 18 kicks - 10 field goal attempts, five punts and three PAT tries. In 2009 the Buccaneers led the NFL with six blocked kicks while also leading the league in kickoff return average (26.3 yards-per-return) and ranked second in kickoff coverage, yielding just 19.1 yards-per-return.

Before hitting the pro ranks, Bisaccia spent 19 seasons coaching at the NCAA level. His most recent collegiate coaching stop was from 1999-2001 when he was the assistant head coach/running backs/special teams at Mississippi. He was the school's running backs coach in his first season (1999). Bisaccia came to Mississippi after a five-year

stint at Clemson as the school's running backs and special teams coach (1994-98). He coached the same units for two seasons at South Carolina (1992-93) after originally coming to the school as a graduate assistant in 1988, coaching tight ends and wide receivers. After one season in the graduate assistant role, he was a volunteer assistant for the school for three seasons, first working with defensive ends and special teams (1989-90) followed by tight ends and special teams (1991). Bisaccia made his coaching debut in 1983 as the defensive backs/special teams coach at Wayne State then coached the school's quarterback and receivers from 1984-87.

Bisaccia played defensive back at Yankton College in South Dakota and is a native of Yonkers, NY. He and his wife, Jeanne, have three daughters - Michele, Elizabeth and Maddie - a son - Richie - and two grand children - Joel and AnnaJean.

**Rich Bisaccia** - Born June 3, 1960, Yonkers, NY. Defensive back Yankton College 1979-82. Pro: Defensive back Philadelphia Stars (USFL) 1983. College coach: Wayne State 1983-87, South Carolina 1988-1993, Clemson 1994-98, Mississippi 1999-2001. Pro coach: Tampa Bay Buccaneers 2002-10, San Diego Chargers 2011-12, Dallas Cowboys 2013.

## BEN BLOOM

Assistant Defensive Line/  
Defensive Ends

Tufts

NFL: 5th Year • Cowboys: 4th Year



The Dallas Cowboys hired Ben Bloom during the 2011 offseason to serve as the club's defensive quality control coach and assist linebackers coach Matt Eberflus - whom Bloom worked with on the Cleveland Browns coaching staff in 2010. In 2014 Bloom will assume a new role as the assistant defensive line/defensive ends coach.

In 2013 Bloom's assistance with the defense featured a rise amongst Dallas' young linebacker corps as both Sean Lee (second - 123) and Bruce Carter (third - 122) finished amongst the team's top-five tacklers. Carter's 122 stops also marked a career-best.

Bloom continued to work closely with Eberflus and the linebackers in 2012. Both DeMarcus Ware and Anthony Spencer earned Pro Bowl berths as they each reached double-digit sacks, 11.5 and 11.0, respectively. Spencer also led the team in tackles with a career-best 106.

In his first season with the Cowboys, Bloom aided with the breakdown of opposing offensive film while also helping put together the team's weekly defensive playbook. In his role assisting Eberflus

with the linebackers, Bloom worked with outside linebackers Ware and Spencer who accounted for 25.5 of the club's 42.0 sacks - Ware, 19.5 (second in the NFL) and Spencer, 6.0. Another one of Bloom's linebackers, Lee, led the squad with 131 tackles as the second-year pro started 15 of the 16 games at middle linebacker. Spencer finished fourth on the tackle chart (74) and Ware sixth (67).

As a defensive assistant for the Browns in 2010, Bloom helped prepare the defense during practice and with the breakdown of film for upcoming opponents. He spent the 2009 season with the Browns as an assistant in team operations.

Prior to joining the Browns, Bloom served as an assistant defensive line coach at Harvard University during the 2008 season. He earned his master's degree in education from Tufts University, while serving as a graduate assistant and the defensive line coach there from 2005-07. Bloom also earned a bachelor's in history from Tufts where he was a three-year letter winner on the football team. He is a native of Wellesley, Mass.

**Ben Bloom** - Born October 17, 1982, Wellesley, Mass. Offensive Line Tufts 2001-04. No pro playing experience. College coach: Tufts University 2005-07, Harvard University 2008. Pro coach: Cleveland Browns 2010, Dallas Cowboys 2011-13.



# GARY BROWN

## Running Backs

Penn State

NFL: 6th Year • Cowboys: 2nd Year



Gary Brown will begin his sixth year as an NFL coach as he begins his second year with the Dallas Cowboys after he became the running backs coach on February 8, 2013. Brown came to Dallas after spending four seasons in the same capacity with the Cleveland Browns.

The 2013 season saw career outputs from running back DeMarco Murray, who posted 1,471 yards from scrimmage, 1,121 rushing yards, nine rushing touchdowns, 10 total touchdowns and a 5.2-yard average under Brown's tutelage, earning his first Pro Bowl selection. It marked the first time that the Cowboys offense featured a 1,000-yard rusher since the 2006 season and the first Pro Bowl selection at the running back position since 2007. Murray also excelled as a pass catcher in 2013, catching a career-high 53 passes out of the backfield, tied for eighth by a running back in team-history.

The Cowboys also received significant contributions from second-year running back Lance Dunbar and rookie Joseph Randle, who accounted for 434 yards of total offense and two touchdowns combined. The emergence of mid-season pickup Tyler Clutts at fullback spurred the Cowboys rushing attack late in the season, helping Murray finish third amongst NFL rushers in rushing yards (693) and touchdowns (six) in the final eight games.

In 2012 Brown worked with rookie running back Trent Richardson, the third overall pick in the 2012 NFL Draft, marking the highest pick the team had ever used on a running back. Richardson finished the season with 1,317 yards from scrimmage, 950 rushing yards, 11 rushing touchdowns, 12 total touchdowns and 72 points, all Browns rookie records. In addition, his three 100-yard rushing performances tied a Browns rookie record. Richardson also finished second on the team with 51 receptions, which was fifth by a Browns rookie.

The Browns started three different players at running back in 2011. This included four starts by Chris Ogbonnaya, who began the season on Houston's practice squad. Ogbonnaya led the team in rushing five times on the year and finished with a 4.6-yard average (73-334) the highest figure for a Brown with more than 70 rushing attempts since Eric Metcalf put together a 4.7 mark (129-611) in 1993.

In 2010 Brown oversaw a backfield led by Peyton Hillis, who joined Hall of Famers Jim Brown and Leroy Kelly as the only Browns to record 11-or-more rushing touchdowns in a single-season. Hillis rushed for 1,177 yards, a figure that ranked seventh in the AFC and 11th in the NFL.

In Brown's first season tutoring the team's running backs, Jerome Harrison led the club with 862 rushing yards after he had amassed 448 yards in his first three NFL seasons combined. He rushed for

570 yards and five touchdowns on 113 carries (5.0) over the final four games, the second-highest total in the NFL over the final quarter of the season. His total included a Browns single-game record 286 yards at Kansas City (12/20), as he snapped Jim Brown's previous club mark of 237, which he reached twice.

As a team, the Browns averaged 4.2 yards per-rush-attempt in 2009 and 4.0 in 2010, marking the first time the club has averaged 4.0-or-better in consecutive seasons since 2002-03.

Prior to joining Cleveland, Brown spent six seasons coaching on the collegiate level. He spent the 2008 season as the running backs coach at Rutgers University, where he helped the Scarlet Knights to an 8-5 mark and a victory in the PapaJohns.com Bowl. Under Brown's tutelage, the trio of Kordell Young, Jourdan Brooks and Joe Martinek combined for 1,474 rushing yards, a 4.9-yard average and 15 rushing touchdowns in 2008.

Brown spent two seasons (2006-07) as offensive coordinator at Susquehanna University, where in 2007 sophomore running back Dave Paveletz produced the second-highest single-season rushing total in program history and was named first-team All-Liberty League.

Brown got his start in the coaching profession immediately following an eight-year NFL career as a player when he served as the offensive coordinator at Williamsport (Pa.) Area High School from 2000-02. He then broke into the college ranks as the running backs coach at Lycoming College (2003-05).

In addition to his collegiate positions, Brown also helped coach running backs at N.Y. Giants training camp in 2005, then worked with the Green Bay Packers (2006) and Carolina Panthers (2007) as part of the NFL's Minority Coaching Fellowship program.

Brown enjoyed a four-year career at Penn State (1987-90), where as a sophomore, he led the Nittany Lions in rushing yards with 689 yards and six touchdowns on 136 carries (5.1 avg.)

A native of Williamsport, Pa., Brown played eight seasons in the NFL (1991-95, 1997-99) after being selected in the eighth round of the 1991 NFL Draft by the Houston Oilers. In his career, he played for the Oilers (1991-95), Chargers (1997) and Giants (1998-99). During that time he ran for 4,300 yards and 21 touchdowns on 1,023 carries and caught 84 passes for 631 yards and three scores in 99 games. He rushed for 1,000 yards twice, including 1,002 in 1993 and 1,063 yards in 1998. His feat in 1993 was accomplished while playing in just eight games.

Brown went on to earn his degree in sports administration from Lock Haven University in 2005. He and his wife, Kim, have two daughters, Malena and Dorianna, and a son, Tre.

**Gary Brown** – Born July 1, 1969, Williamsport, Pa. Running back Penn State 1987-1990. Pro running back Houston Oilers 1991-95, San Diego Chargers 1997, New York Giants 1998-99. College coach: Lycoming 2003-05, Susquehanna 2006-07, Rutgers 2008. Pro coach: Cleveland Browns 2009-2012, Dallas Cowboys 2013.

# BILL CALLAHAN

## Offensive Coordinator/ Offensive Line

Benedictine University  
NFL: 16th Year • Cowboys: 3rd Year



Bill Callahan joined the Dallas Cowboys on January 12, 2012, and begins his 16th year in the NFL and third with the Cowboys after serving as the assistant head coach and offensive line coach for four years with the N.Y. Jets. In total, Callahan has coached eight Pro Bowlers under his guidance including: Steve Wisniewski (Oakland - 1998, 2001), Lincoln Kennedy (Oakland, 2000-02), Barrett Robbins (Oakland, 2002), Alan Faneca (N.Y. Jets - 2008-09), Da'Brickshaw Ferguson (N.Y. Jets - 2009-11), Nick Mangold (N.Y. Jets - 2008-11), Brandon Moore (2011) and Tyrion Smith (2013), and four All-Pros: Wisniewski (2000), Kennedy (2001-02), Faneca (2008-09) and Mangold (2009-11).

Callahan coordinated an offense in 2013 that racked up 5,458 yards and sent four players to the Pro Bowl. Three of his charges - Dez Bryant, DeMarco Murray and Tyrion Smith each made their first trip while Jason Witten made his ninth. Smith's work on the line helped propel Murray to his first career 1,000-yard season and the first by a Dallas Cowboy since Julius Jones in 2006. Bryant also topped 1,000 yards for the second consecutive season. Callahan also worked in first round draft pick Travis Frederick, who became the first Cowboys rookie to start at center since Andre Gurode in 2002. Frederick started all 16 games to make him the only Dallas rookie center to do so. He was also the playcaller of an offense that finished third in the league in red zone efficiency (92.2%), fifth in points scored (439) and eighth in rushing yards-per-carry (4.5).

Callahan's first year in Dallas was highlighted with the development of tackle Tyrion Smith in 2012. In his second pro season, Smith made the successful move from right tackle to left tackle while Doug Free shifted to right tackle and shared playing time with Jermei Parnell at the end of season. He was also charged with working in two new guards in free agent additions Mackenzy Bernadeau and Nate Livings. Expected starter at center, Phil Costa, played in only three games in an injury-riddled season, opening the way for Ryan Cook to start 11 games at the position immediately after he was acquired via trade with the Miami Dolphins towards the end of the preseason. The Dallas Cowboys finished with 5,994 net yards, the third-most in a season in franchise history, and set a single-season club record 4,729 passing yards.

In his four seasons with the Jets, Callahan coached three players along the offensive line to nine Pro Bowl appearances (Nick Mangold-4, Alan Faneca-2 and D'Brickshaw Ferguson-3) and one player to AP All-Pro honors (Nick Mangold - 2009, 2010).

Callahan followed up a N.Y. Jets club record-setting 2009 season by designing a scheme that recorded the club's fourth-best single-season rushing total (2,374) in 2010. The total was also fourth in the NFL that season.

In 2010 Callahan developed second-year guard Matt Slauson into a full-time starter as the Jets rushed for 2,374 yards and 14 touchdowns on the

season, while allowing only 28 sacks (tied for eighth-fewest in the NFL).

The 2009 Jets team set a franchise record and led the NFL with 2,756 rushing yards. The Jets rushing attack recorded two 300-yard games, while registering 175-or-more yards seven times during the season.

In his first season with the Jets in 2008, the improved Jets running attack averaged 4.7 yards-per-carry, ninth in the NFL, and featured the AFC rushing champion, Pro Bowler Thomas Jones, who ran for 1,312 yards and scored a team-record 13 rushing touchdowns. The offensive line also improved in pass protection, limiting defenses to 30 sacks, down from 53 sacks allowed in 2007.

Callahan joined the Jets in 2007 after he led Nebraska to a Big 12 Conference Championship game appearance (2006) and two bowl berths in four seasons (2003-06) while posting a 27-22 record.

He served as the head coach for the Oakland Raiders for two seasons (2002-03), logging a 15-17 regular-season record and a 2-1 postseason mark. In his first season as a head coach on any level, he led the Raiders to an 11-5 record, an AFC West title and a berth in Super Bowl XXXVII. The trip to the Super Bowl made Callahan only the fourth first-year head coach to lead a team to the Super Bowl in NFL history.

Oakland led the NFL in passing and set team records for total offensive yards (6,237), first downs (366), first downs passing (226), passes attempted (619), passes completed (418), passing yards (4,689) and highest completion percentage (67.5) in 2002. His offense also ranked second in the NFL in points scored with 450 points (28.1 per-game). As a result of his accomplishments, he was named Coach of the Year by the Columbus (Ohio) Touchdown Club and 2002 Rookie Coach of the Year by *Football Digest*.

In a three-season span, all with Callahan as either the offensive coordinator or head coach, the Raiders went from leading the NFL in rushing, with 154.4 yards-per-game in 2000, to leading the league in passing in 2002, averaging 293.1 yards-per-game.

He directed an offense in 2000 that set a Raiders single-season record in fewest sacks allowed (28), only to break the record the next season, allowing just 27 sacks.

In 1999 Oakland ranked third in the NFL in rushing yards and fifth in total offense. From 1999 through 2002, Raiders offensive players earned 12 Pro Bowl appearances.

Before joining the Raiders, Callahan coached the offensive line for the Philadelphia Eagles from 1995-97. His unit helped the Eagles rank second in the NFC in passing, fifth in rushing and third in total offense in 1997. In 1996 the Eagles led the conference in passing, ranked second in rushing and led the NFC in total offense. In 1995 the Eagles placed fourth in the league in rushing.

Callahan started at quarterback for three seasons (1975-77) at Illinois Benedictine in lisle, Ill., where he earned honorable-mention All-America hon-



ors in 1976 and 1977 and graduated with a BA in Physical Education in 1978. He was born in Chicago, where he attended Mendel Catholic High School. He and his wife, Valerie, have two daughters, Cathryn

and Jaclyn, and two sons, Brian - who is in his fifth season on the coaching staff of the Denver Broncos as an offensive assistant - and Daniel.

**Bill Callahan** – Born July 31, 1956, Chicago, Ill. Quarterback Benedictine 1975-77. No pro playing experience. College coach: Illinois 1980-86, Northern Arizona 1987-88, Southern Illinois 1989, Wisconsin 1990-94, Nebraska 2004-07 (head coach). Pro coach: Philadelphia Eagles 1995-97, Oakland Raiders 1998-2003 (head coach 2002-03), New York Jets 2008-11, Dallas Cowboys 2012-13.

## KEVIN CARBERRY

Offensive Assistant



Ohio

NFL: 1st Year • Cowboys: 1st Year

Kevin Carberry joined the Dallas Cowboys on March 3, 2014 as the club's offensive assistant. Carberry spent the last five seasons coaching at the college level with Stephen F. Austin (2012-13) and the University of Kansas (2009-11).

For the 2012 and 2013 seasons, Carberry coached defensive ends at Stephen F. Austin, helping the defense lead the Southland Conference with 31.0 sacks in his first season. Carberry also assisted with special teams coaching duties, coordinating the punt return unit. He also served as an area recruiter for the school in Houston and East Texas.

Carberry's first full-time coaching stop was at Kansas where he served as a defensive graduate assistant from 2009-11, working with the defensive line and outside linebackers. His work with the defense allowed the unit to place 26th nationally with a 2.58 sack-per-game average in 2009.

Carberry went to training camp with the Cleveland Browns in 2005 and spent the season on the Detroit Lions practice squad. He played for the Berlin Thunder of NFL Europe in the spring of 2006, then went to camp with Carolina. From 2007-08 Carberry played in the Arena Football League and was a member of the 2008 Arena Bowl Champion Philadelphia Soul. During the AFL offseason, Carberry was the defensive coordinator/defensive line and inside linebackers coach at St. Ignatius College Prep in Chicago, Ill. In 2006 he was a varsity assistant for the Illinois 7A State Champion St. Rita High School, his alma mater.

Carberry was a four-year letterman at the Ohio University, earning All-MAC honors as senior team captain. He graduated from Ohio in 2005 with a degree in marketing, then earned his masters in sports administration in 2010 from Kansas. Carberry is married to Emily.

**Kevin Carberry** – Born May 19, 1983, Chicago, Ill. College: Defensive End Ohio. Pro: Cleveland Browns 2005, Detroit Lions 2005, Berlin Thunder 2006, Carolina Panthers 2006, Arena Football League 2007-08. College coach: Kansas 2009-11, Stephen F. Austin 2012-13. Joined the Dallas Cowboys in 2014.

## DEREK DOOLEY

Wide Receivers



Virginia

NFL: 4th Year • Cowboys: 2nd Year

Derek Dooley enters his second season as the Dallas Cowboys wide receivers coach after being named to the position on February 4, 2013. Dooley came to Dallas with 15-plus years of coaching experience, including six years as a head coach at the collegiate level and three years as an NFL assistant.

In Dallas, Dooley is re-united with head coach Jason Garrett after the two served on the same coaching staff with the Miami Dolphins (2005-06).

Dooley's first season with the Cowboys coincided with the mercurial rise of Dallas' top receiver, Dez Bryant. Under Dooley's guidance, Bryant was able to

build upon another successful campaign in his third season, leading the team with career-highs in receptions (93) and touchdowns (13) along with 1,233 receiving yards - his second consecutive 1,000-yard season - en route to being named to his first career Pro Bowl. Bryant's 13 touchdowns marked his second straight 10-touchdown season, becoming only one-of-four players in team history to do so in multiple seasons.

Dooley was also responsible for teaching the pro game to rookie Terrance Williams, who successfully made the transition as the club's third receiver, finishing third on the team with 736 yards and five touchdowns and fourth with 44 receptions. For his efforts, Williams' totals tied for fourth in a season in club rookie annals in receptions and touchdowns and ranked fourth in receiving yards. Miles Austin struggled with hamstring injuries most of the season while missing five games, and was limited to 24 catches for 244 yards. Austin's injury opened the door for Cole Beasley (39 receptions for 368 yards and two touchdowns) and Dwayne Harris (nine receptions for 80 yards and two touchdowns) to earn more playing time with the offense. As a whole, the receiving group was responsible for 22 of the team's 33 receiving touchdowns, while also logging 137 overall first downs of the 213 total receiving first downs in 2013, including 42 on third-down.

Prior to joining the Dallas Cowboys, Dooley served as the head coach for the Tennessee Volunteers through three seasons (2010-12), earning a bowl berth in his first year at the helm. In 2012 Dooley's offense broke multiple records including the second-most yards in a season (5,711), a school record combined 1,303 yards in consecutive games (2012) and the fourth-most points in UT history (2012). Dooley was named Tennessee's 22nd football coach in 2010, and his first two recruiting classes included the SEC's leading receiver in 2011 and a first-team All-SEC selection, six Freshman All-Americans, and nine players who were named Freshman All-SEC.

Also during Dooley's tenure, quarterback Tyler Bray threw 69 touchdown passes and set the school record for most passing yards in a game with 530. Wide receiver Justin Hunter also set a Tennessee freshman record with seven receiving touchdowns and averaged a team-best 25.9 yards-per-catch in 2010. Another wideout, Cordarrelle Patterson, set numerous records, including the school's all-purpose yards single season (2012) record with 1,873 while also becoming only the second player in UT history to score four different ways during a single season (rushing, receiving, kick return and punt return).

Before his arrival in Knoxville, Dooley served as the head coach at Louisiana Tech during the 2007-09 seasons and also doubled as the school's athletic director for the last two years of his tenure in Ruston. As the head coach of the football team, Dooley led the Bulldogs to an 8-5 mark in 2008, including the school's first postseason victory in 30 years at the Independence Bowl. Tech finished second in the WAC that season and played in a bowl game for only the third time since joining the major college ranks in 1989. For his efforts, the Louisiana Sports Writers' Association named him 2008 Coach of the Year.

Fifteen players recruited by Dooley as a collegiate head coach have become NFL draft picks including five from Louisiana Tech: defensive lineman

D'Anthony Smith (2010), tight end Dennis Morris (2010), offensive lineman Jordan Mills (2013), defensive lineman Justin Ellis (2014) and defensive lineman IK Enemkpal - and 10 from Tennessee: tight end Luke Stocker (2011), wide receiver Denarius Moore (2011), defensive lineman Malik Jackson (2012), wide receiver Cordarrelle Patterson (2013), wide receiver Justin Hunter (2013), offensive lineman Dallas Thomas (2013), tight end Mychal Rivera (2013), offensive linemen Ja'Wuan James (2014), Zach Fulton (2014) and defensive lineman Daniel McCullers (2014).

Dooley first joined the professional ranks as the tight ends coach for the Miami Dolphins from 2005-06 under head coach Nick Saban. During his two years in Miami, Dooley oversaw the continued development of tight end Randy McMichael, who ended his Dolphins career as the team's all-time leader in receptions by a tight end.

Dooley served on Saban's LSU staff as the recruiting coordinator and tight ends coach from 2000-02 and then running backs coach and special teams coordinator from 2003-04. He helped the Tigers land No. 1 classes in 2001 and 2003. The Tigers won SEC championships both of those seasons, claimed the BCS national championship in 2003, and Saban promoted Dooley to assistant head coach for the 2004 campaign.

He began his coaching career in 1996 as a graduate assistant at Georgia under defensive coordinator Joe Kines. He then served from 1997-99 as wide receivers coach and co-recruiting coordinator at SMU, where Dooley helped the Mustangs to the school's only winning season over a 20-year stretch.

The youngest son of Georgia legend Vince Dooley, who coached the Bulldogs for 25 seasons and claimed six league titles and the 1980 national championship, Dooley never accepted the predetermined path to success. He played his college football at Virginia, turning down scholarship offers elsewhere to walk on and later earn his own scholarship from Cavaliers head coach George Welsh.

As a wide receiver, Dooley earned that scholarship after his second season and went on to help the Cavaliers to three bowl appearances and the 1989 Atlantic Coast Conference championship. In 1990 he was named first team Academic All-ACC and helped Virginia to a Sugar Bowl bid against Tennessee. During his playing career, Dooley caught 41 passes for 604 yards and three touchdowns and participated in the Senior Bowl following the 1990 season.

He graduated with a bachelor's degree in government and foreign affairs, and then went on to earn his law degree from the University of Georgia in 1994. Before embarking on his coaching career, Dooley practiced law at a private law firm in Atlanta for two years.

Dooley is married to Dr. Allison Jeffers Dooley, an OB/GYN and Fort Worth, Texas, native. They have two sons, John Taylor and Peyton and a daughter, Julianna.

While at Tennessee, the Dooley's hosted the Big Orange Experience, an annual fundraising event for Variety, an organization that provides financial support for numerous children's charities. In 2012 the proceeds from the event funded the Dooley-Witten Learning Center at the Halls/Powell Boys and Girls Club of the Tennessee Valley, a project on which Dooley teamed up with former Vol and Dallas Cowboys All-Pro tight end Jason Witten.

---

**Derek Dooley** – Born June 10, 1968, Athens, Ga. Wide receiver Virginia 1987-1990. No pro playing experience. College coach: Georgia 1996, Southern Methodist 1997-99, Louisiana State 2000-04, Louisiana Tech (head coach) 2007-09, Tennessee (head coach) 2010-12. Pro coach: Miami Dolphins 2005-06, Dallas Cowboys 2013.

---



# MATT EBERFLUS

## Linebackers

Toledo

NFL: 6th Year • Cowboys: 4th Year



Matt Eberflus joined the Dallas Cowboys on January 26, 2011 as the club's linebackers coach. Eberflus, who enters his sixth season coaching in the NFL, returns for his fourth season with Dallas after spending the previous two seasons as the Cleveland Browns linebackers coach. He spent 17 years prior to that coaching in the collegiate ranks.

Eberflus worked with a young and talented group of linebackers as the defense transitioned from a 4-3 scheme in 2013. At the heart of the linebacking corps was Sean Lee, who registered 123 tackles and a team-high four interceptions despite missing five games due to injury. Bruce Carter also put together a strong season from the weakside linebacker position, posting 122 tackles and recording his first two career sacks to go along with four tackles for loss and three pass breakups. Reserve linebackers Ernie Sims, DeVonte Holloman and Kyle Wilbur put up solid numbers filling in for Justin Durant on the strong side of the defense after Durant was injured.

Under Eberflus' guidance in 2012, the outside linebackers continued to excel, as both DeMarcus Ware and Anthony Spencer earned Pro Bowl berths. The duo became the fifth in club history to each reach double-digit sacks, Ware with a team-best 11.5 and Spencer with a career-high 11.0. Spencer led the team with a career-best 106 tackles, while Ware finished with 72 tackles, a team-best 33 pressures and five forced fumbles. The inside linebackers were shuffled throughout the year with both Sean Lee and Bruce Carter suffering season-ending injuries. Lee still managed 77 tackles, good for fourth on the team, and prior to his injury, he posted a career-high 21 tackles that tied Lee Roy Jordan (9/26/71) for the most tackles in a game in franchise history. Carter finished with 80 tackles, third on the team, and led the squad with nine tackles for loss.

The 2011 season marked Eberflus' first year overseeing the Cowboys linebackers, inheriting a unit led by All-Pro Ware, who once again terrorized NFL quarterbacks with 19.5 sacks – good for second in the NFC and the NFL and tops amongst all linebackers in the league – en route to his sixth consecutive selection as a Pro Bowl starter. Eberflus also helped oversee the emergence of second-year linebacker Lee, who led the team with a career-best 131 tackles and tied for the team-lead with four interceptions, which were the most by an NFL linebacker in 2011. The overall production of the linebacker unit was seen on the final stats sheet, with five of Dallas' top-10 tacklers and three of the top-five – coming from the position: Lee (first – 131), Spencer (fourth – 74), Keith Brooking (fifth – 72), Ware (sixth – 67) and Bradie James (ninth – 53).

In 2010 Eberflus led the charges of the Browns linebacking corps that had four of its starters (Eric Barton, 12 starts; Scott Fujita, nine starts; Chris

Gocong, 16 starts; Matt Roth, 16 starts) finish in the top-10 in tackles. Additionally, linebacker David Bowens became the second player in Browns history to return two interceptions for touchdowns in a single game (at New Orleans, 10/24).

In his first season with the Browns, Eberflus guided a unit through a solid season despite the loss of both starting inside linebackers due to injury by the season's midpoint. Under Eberflus' guidance, linebacker Bowens made a successful transition from an outside spot to the inside, finishing with a career-best 71 tackles, with 5.5 sacks – the third-highest sack figure of his career. With the injuries to his inside starters, Eberflus worked third-year backer Jason Trusnik into a starting role. Trusnik, acquired five weeks into the season, went on to make the first 10 starts of his career and tallied 54 tackles and 2.5 sacks.

Prior to entering the pro ranks, Eberflus coached at the University of Missouri (2001-08). He came to Missouri as the defensive coordinator/defensive backs coach in 2001 and became the associate head coach/defensive coordinator/safeties coach in 2006. While with Missouri, Eberflus guided the Tigers defense to the Big 12 North Division title in 2007 and 2008, compiling a 22-6 record over that span. Not being limited to his role with the defense, Eberflus helped recruit All-American quarterback Brad Smith and wide receiver Sean Coffey while also landing defensive back William Moore and linebacker Sean Weatherspoon.

Before arriving in Missouri, Eberflus spent nine years (1992-2000) at his alma mater, the University of Toledo. He served as a student assistant coach in 1992, then as a graduate assistant in 1993 before landing a full-time spot in 1994 as recruiting coordinator/outside linebackers coach. He held that position for two seasons before concentrating solely on the outside linebackers for two more seasons (1996-98). For his last two years at Toledo, Eberflus coached defensive backs. In his seven seasons as a full-timer, Toledo boasted a winning record each season, compiling a 56-22-2 record, including an 11-0-1 finish in 1995 and a 10-1 finish in 2000.

Eberflus was a four-year letterman and a three-year starting linebacker at Toledo. He earned first-team All-Conference honors as a junior and senior as he led the team in tackles both years. He also served as a team captain as a senior and took home the Nicholson Trophy for contributing the most towards the success of the team.

Eberflus earned his degree in education from Toledo in 1993 and was inducted into the school's Athletic Hall of Fame in 2004.

Eberflus and his wife, Kelly, have two daughters, Grace and Giada.

**Matt Eberflus** – Born May 17, 1970, Toledo, Ohio. Linebacker Toledo 1988-91. No pro playing experience. College coach: Toledo 1992-2000, Missouri 2001-08. Pro coach: Cleveland Browns 2009-10, Dallas Cowboys 2011-13.

# JEROME HENDERSON

## Secondary



Clemson University  
NFL: 8th Year • Cowboys: 3rd Year

The Dallas Cowboys added Jerome Henderson to their staff on January 12, 2012 as a secondary coach. Henderson enters his third season in Dallas and eighth in the NFL with a number of young defensive backs with quality NFL experience.

In 2013 Henderson led the defensive backfield as the entire unit made the switch back to the 4-3 scheme. The starting defensive backfield saw the return of Barry Church, who missed the majority of 2012 with an Achilles' tear, as the former rookie free agent safety started all 16 games for the first time in his career and led the defense with a career-best 147 tackles. The season began with third round draft pick J.J. Wilcox starting at strong safety (five games) before rookie free agent Jeff Heath took over (nine). In his second year in Dallas, cornerback Brandon Carr was fourth on the team with 74 tackles and second with three interceptions. Morris Claiborne struggled in his second pro season, tallying 31 tackles (14th) as Orlando Scandrick stepped in to start 15 games and finish with 70 tackles - a career-high.

In his first season in Dallas, Henderson was tasked with integrating two new starting corners in first round draft choice Morris Claiborne and veteran free agent Brandon Carr. Carr led the team in interceptions with three - returning one for a touchdown - while Claiborne picked off one pass and had a fumble returned for a touchdown. Safety Gerald Sensabaugh manned the free safety position while the strong safety position was filled by committee all year after the loss of Barry Church (Achilles).

Henderson spent the previous three seasons as a secondary coach in Cleveland where his defensive backs recorded seven of the club's nine interceptions in 2011 and finished second in the NFL in passing defense.

He was instrumental in the development of cornerback Joe Haden and safety T.J. Ward, both of

whom were consensus All-Rookie selections in 2010. Despite starting just seven games, Haden led the team with six interceptions, a figure that tied for fourth in the AFC and fifth in the NFL and was the second-highest figure among NFL rookies in 2010. Haden's total also tied the fourth-highest single-season figure by a Browns rookie and was the most since 2001. Ward started all 16 games, becoming the first Browns rookie defensive back to do that since Antonio Langham in 1994. In addition, Ward led the team with 105 tackles, a figure that ranked first among all NFL rookies that year. He became the first rookie to lead the Browns in tackles since 1999.

Prior to joining the Browns, Henderson spent three seasons as a member of the New York Jets staff. Under Henderson's guidance as defensive backs coach in 2008, cornerback Darrelle Revis earned a Pro Bowl berth after leading the team with five interceptions. In 2007 Henderson split duties as an assistant defensive backs coach and director of player development. He first joined the Jets in 2006 as the director of player development after serving as vice president of HomeBanc Mortgage Corp. in Raleigh, N.C. from 2002-05.

Henderson played eight seasons as a defensive back in the NFL after New England made him a second round draft choice in 1991. He played with the Patriots (1991-93, 1996), Buffalo (1993-94), Philadelphia (1995) and the Jets (1997-98) in his NFL career, during which time he appeared in 98 games with 34 starts. He recorded nine career interceptions. Henderson played in two Super Bowls, with the Bills in Super Bowl XXVIII and with New England in Super Bowl XXXI.

Henderson grew up in Statesville, N.C., and went on to play four years at Clemson University (1987-90). He and his wife, Traci, have three children, Jazmin and twins Taylor and Tyler.

**Jerome Henderson** - Born August 8, 1969, Portsmouth, Va. Defensive back Clemson 1987-1990. Pro cornerback New England Patriots 1991-93, 1996, Buffalo Bills 1993-94, Philadelphia Eagles 1995, New York Jets 1997-98. Pro coach: New York Jets 2007-08, Cleveland Browns 2009-11, Dallas Cowboys 2012-13.




# MONTE KIFFIN

Assistant Head Coach/  
Defense

Nebraska

NFL: 28th Year • Cowboys: 2nd Year



Monte Kiffin made his return to the NFL in 2013 as the coordinator of the Cowboys defense after spending the past four seasons in the college ranks - Tennessee (2009) and Southern California (2010-12). Kiffin was announced as Dallas' defensive coordinator on January 11, 2013 and has a total of 48 years worth of coaching experience, with 27 of those spent in the NFL (1983-2008, 2013). In 2014 Kiffin became the assistant head coach/defense.

With Kiffin's arrival in Dallas, the Cowboys switched back to the 4-3 scheme for the first time since 2002. Unfortunately the transition back did not go as smooth as anticipated as the starting defensive line was burdened with injury. Despite missing starters along the front for most of the season, George Selvie started all 16 games for the first time in his career and finished with a career-best 7.0 sacks. Jason Hatcher, now with the Redskins, had a career-year, leading the team with a career-best 11.0 sacks and earning his first trip to the Pro Bowl. Kiffin also worked in a pair of inexperienced starters at safety in Barry Church (three starts prior to 2013), and undrafted rookie Jeff Heath (nine starts in 2013 after taking over for rookie draft pick J.J. Wilcox - five starts). The linebacking corps was led by Sean Lee, who finished with 123 tackles despite missing five of the last six games with injury, and Bruce Carter, who finished with 122 stops.

His most recent 13 years of NFL coaching were as the defensive coordinator with the Tampa Bay Buccaneers (1996-2008) where he was the architect of the famous Tampa 2 defense. Eleven of his Buccaneer defenses ranked among the top-10 in the NFL in scoring defense and total yardage. Kiffin played an integral role in the Bucs making seven trips to the NFL postseason, including a World

Championship in Super Bowl XXXVII following the 2002 season. Along the way to the Super Bowl title, the Tampa Bay defense led the NFL in fewest total yards allowed per-game (252.8), points allowed per-game (12.3) and interceptions (31).

Prior to his tenure in Tampa Bay, Kiffin spent time with six other NFL coaching staffs: Green Bay (1983), Buffalo (1984-85), Minnesota (1986-89 and 1991-94), the New York Jets (1990), and New Orleans (1995). Of his 26 previous years as an NFL assistant coach, Kiffin was a part of 13 teams that advanced to postseason play.

Before moving to the NFL, Kiffin spent 17 seasons at the college level. He started his career with an 11-year stint as an assistant at his alma mater, Nebraska (1966 to 1976). Kiffin was the defensive line coach from 1966 to 1972 under Bob Devaney, and he was elevated to the defensive coordinator post by Tom Osborne in 1973. He was a member of Cornhusker teams that played in nine bowl games and won national titles in 1970 and 1971.

Kiffin moved from Nebraska to Arkansas in 1977 where he coordinated defenses for head coach Lou Holtz for three years on teams that played in the Orange, Fiesta and Sugar Bowls. He then served as the head coach at North Carolina State for three seasons (1980-82), where he compiled a 16-17 record while compiling winning seasons in each of his last two years with the Wolfpack.

Kiffin was born on Feb. 29, 1940 and earned a bachelor's degree in physical education from Nebraska in 1963. He was a two-way tackle for the Cornhuskers and was a member of the 1964 team that played in the Orange Bowl.

Kiffin and his wife Robin have three children.

**Monte Kiffin** – Born February 29, 1940, Lexington, Neb. College: Offensive/defensive tackle Nebraska 1959-1963. Pro: Defensive end Winnipeg Blue Bombers (CFL) 1965. College coach: Nebraska 1966-1976, Arkansas 1977-79, North Carolina State 1980-82 (head coach), Tennessee 2009, Southern California 2010-12. Pro coach: Green Bay Packers 1983, Buffalo Bills 1984-85, Minnesota Vikings 1986-89, 1991-94, New York Jets 1990, New Orleans Saints 1995, Tampa Bay Buccaneers 1996-2008, Dallas Cowboys 2013.

# LEON LETT

Assistant Defensive Line/  
Defensive Tackles

Emporia State

NFL: 4th Year • Cowboys: 4th Year



Leon Lett, a former Dallas Cowboys defensive lineman who won three Super Bowl titles and earned two Pro Bowl berths during his 10-year run with the club, has settled into the next phase of his NFL career as an assistant coach with the same organization that drafted him. Lett assisted the Cowboys during the 2011 training camp as a member of the NFL's Minority Coaching Fellowship Program and was later hired on a full-time basis to assist with the team's defensive line as a defensive assistant/defensive line coach during the 2011 season.

In 2014 Lett will concentrate his coaching efforts on the interior of the Cowboys front.

In 2013 Lett saw continued growth from defensive tackle Jason Hatcher. Hatcher led the team and all NFL interior linemen with 11.5 sacks while also registering 48 tackles on his way to the first Pro Bowl selection of his career. Veteran free agent acquisition George Selvie also flourished with Lett's mentorship, recording a career-high seven sacks and starting all 16 games for a Cowboys defense that tallied 34.0 sacks on the season.

Lett's work with the defensive line in 2012 saw Jason Hatcher emerge as a full-time starter and establish personal-bests in several categories. He also helped oversee the development of Sean Lissimore in the absence of Jay Ratliff (injuries).

Prior to joining the Cowboys, Lett's only previous experience as a coach came in 2010 when he served as the defensive line coach at the University of Louisiana at Monroe. He also served as a volunteer assistant at UNLV in 2009.

Drafted in the seventh round (173rd overall) of the 1991 NFL Draft, Lett became the first and only

player ever selected by the Cowboys out of Emporia State to make the squad's final roster. Nicknamed "Big Cat" by his teammates for his agility, Lett compiled 361 tackles, 22.5 sacks, 37 tackles for losses, 128 quarterback pressures, 26 pass breakups, eight forced fumbles, seven fumble recoveries and four blocked kicks while playing in 109 games with 73 starts during a 10-year career as a Cowboys player. He also appeared in 14 postseason contests with nine starts, including three Super Bowl victories.

Lett concluded his playing career with the Denver Broncos in 2001 where he totaled 15 tackles in 12 games.

During his collegiate career, Lett was a big part of a defense that held opponents to 4.1 yards-per-play and 3.1 yards-per-carry during his two years at Emporia State. He finished second on the team in sacks (four) and earned All-NAIA District 10 honors despite missing three games due to a leg injury as a senior. In his first season with the Hornets in 1989 after playing in junior college, Lett helped Emporia State to the Central States Intercollegiate Conference title and their first appearance in the NAIA Championship Game. He also earned honorable mention NAIA All-America, All-NAIA District 10 and ALL-CSIC honors after leading the team in passes defended (10) and blocked kicks (two) and finishing second in tackles (83) and sacks (five) as a junior. In two previous seasons at Hinds (Miss.) Junior College, Lett recorded 141 tackles, 10 sacks, nine passes defended and recovered three fumbles.

Lett returned to school to earn his college degree in university studies with concentrations on sociology and history from UNLV in 2009.

Lett has a daughter, Leondra Rachel.

**Leon Lett** – Born October 12, 1968, Mobile, Ala. College: Defensive tackle Hinds Community College 1987-88, Emporia State University 1989-90. Pro: Defensive tackle Dallas Cowboys 1991-2000, Denver Broncos 2001. College coach: University of Louisiana at Monroe 2009-10. Pro coach: Dallas Cowboys 2011-13.

# SCOTT LINEHAN

Passing Game Coordinator



Idaho

NFL: 13th Year • Cowboys: 1st Year

Scott Linehan is in his 26th season as a football coach, 13th season in the NFL and first with the Dallas Cowboys as the club's passing game coordinator. Of his 26 years of coaching football, terms as

an offensive coordinator or head coach make up 20 years on Linehan's resume.

Most recently, Linehan served as the Detroit Lions offensive coordinator (2009-13). In 2013 his



Lions offense finished the season sixth in the NFL in total yards (6,274) and third in passing yards (4,482). Helping bolster those numbers was Calvin Johnson, who finished the season with 1,492 receiving yards – fourth in team history – including a club single-game record (second all-time in the NFL) 329 yards. Under Linehan's guidance, Johnson established the club record for yards in a season with 1,964 (2012) while also finishing 2011 third in team history with 1,681 yards. Over those same three seasons, Matthew Stafford took the top three spots in team history for passing yards with 5,038 (2011), 4,967 (2012) and 4,650 (2013). Johnson's 5,137 receiving yards over that three-year span is tops in the league and Stafford's 14,655 three-season passing yards total is second (Drew Brees, 15,815). From 2010-2013, the Lions offense amassed 18,033 passing yards (second in the NFL) and 24,574 total yards (fourth).

In 2012 Linehan's offense set a club record with 6,540 total yards (third in the league) and net passing yards 4,927 (second). In finishing third in total offense, it marked the highest finish for Detroit since 1997 (second). Three of the club's all-time single-game marks for total offense were reached that year. The Lions ground attack rushed for 17 touchdowns, a six-touchdown improvement from 2011.

Linehan's charges in 2011 scored 474 points to set a team record and finish fourth in the league. In addition to establishing the club record for passing yards in a season, Stafford threw a franchise-best 41 touchdowns while topping team all-time charts for completion percentage (63.5) and passer rating (97.2). His 5,000-yard season was fourth in NFL history, and he was one of three NFL quarterbacks to finish the season in the top-five of all six major passing categories.

In Linehan's second season in Detroit (2010), the Lions were one of just seven teams to improve at least nine spots in total offense from the previous season (26th to 17th), and in the passing game, the franchise was just one-of-three to improve by nine spots (21st to 12th). Overall, Detroit had the league's fourth-most improved offense, gaining 639 more yards than in 2009.

Upon arriving in Detroit (2009), Linehan was charged with directing the club's offense, while also helping develop the squad's young talent, specifically working with the league's top overall draft pick in Stafford. Despite struggling through injuries, missing six games, Stafford finished his rookie campaign near the top of almost every franchise rookie passing record, placing first in touchdowns (13) and second in passing yards (2,267), completions (201) and completion percentage (54.1).

Prior to landing in Detroit, Linehan spent three seasons (2006-08) as the head coach of the St. Louis Rams. Linehan helped establish St. Louis' rushing attack, utilizing Stephen Jackson, whose 346 carries in 2006 were the most by a Rams player in 20 seasons. Jackson's 1,528 rushing yards were third in the NFC while his 105 first downs and 2,334 all-purpose yards were tops in the NFL to earn his first career Pro Bowl selection. Not just limited to the Rams running game, Marc Bulger flourished under Linehan's offense, passing for a career-best 4,301 in 2006 with 24 touchdowns (second in Rams history). Tory Holt and Isaac Bruce both finished 2006 with 1,000-plus yards and combined for 167 catches.

In 2005 Linehan was the offensive coordinator for the Miami Dolphins, helping improve the total

offensive output from 4,960 yards (29th) in 2004 to 5,198 (12th) in 2005. Dolphins rushers Ronnie Brown and Ricky Williams teamed for 1,650 yards and 10 touchdowns. Receiver Chris Chambers earned his first Pro Bowl appearance, catching 82 passes for 1,118 yards and 11 touchdowns that season.

Linehan made his NFL coaching debut in 2002 with the Minnesota Vikings where he was the club's offensive coordinator/quarterbacks coach (2002-04). His time with Minnesota paid dividends for the club as the teams had some of their best offensive outputs in franchise history. The club finished 2002 fourth in team history (second at that point) with 6,192 yards, followed by 2003's mark of 6,294 yards, which was the club record at season's end. Linehan's 2003 number was trumped by his 2004 total of 6,339, which still stands as the franchise single-season record. Both Randy Moss and Daunte Culpepper excelled in Linehan's offense as Moss started 45 games over Linehan's three years and earned two trips to the Pro Bowl (2002-03). In 2002 Moss' 111 catches for 1,632 yards were a personal-best, and he tied a then career-best in 2003 with 17 touchdowns. Culpepper's 2004 season saw him make his second trip to the Pro Bowl while finishing with the then fourth-highest passer rating in league history (110.9) while leading the league with personal-bests in 4,717 passing yards, 8.6 yard-per-play average and 39 touchdowns. After scoring 290 points in 2001, Linehan improved the club's figures to 390 (2002), 416 (2003) and 405 (2004). Again, not limited to the passing game, Linehan improved the Viking rushing output from 1,609 yards and 4.3-yard average in 2001 to a league-best 2,507 yards and 5.3 average in 2002. Michael Bennett was named to his first Pro Bowl in 2002, rushing for a career-high 1,296 yards. In 2003 Linehan tapped into a trio of running backs, utilizing Bennett, Oterio Smith and Moe Williams to finish fourth in the NFL with 2,343 yards.

Before coming to the NFL, Linehan coached collegiately for 13 years for teams that played in seven bowl games and won five conference titles. Five of Linehan's quarterbacks were drafted by NFL Teams – Chris Redman and Dave Ragone (Louisville) Brock Huard and Marques Tuiasosopo (Washington) and Doug Nussmeier (Idaho).

Linehan was the offensive coordinator/quarterbacks coach at Louisville (1999-01), helping the school to three bowl berths and consecutive Conference USA championships - the first school in conference history to accomplish the feat. In each of his three seasons, one of his quarterbacks earned Conference Player of the Year honors.

Linehan spent five seasons at the University of Washington (1994-98), advancing to four bowl games and winning the 1995 Pac-10 title. He spent four seasons at his alma mater, Idaho, serving as wide receivers coach (1989-90) and offensive coordinator/quarterbacks (1992-93). Sandwiched between his two stints at Idaho was a one-year stop as the quarterbacks coach for UNLV.

Linehan was a quarterback for Dennis Erickson at Idaho (1982-86), winning the Big Sky Championship in 1985 and earning Division I-AA playoff appearances three straight times (1984-86). He signed with the Dallas Cowboys in 1987 as a rookie free agent, but a shoulder injury ended his playing career.

Linehan and his wife, Kristen, have three sons, Matthew, Michael and Marcus.

**Scott Linehan** – Born September 17, 1963, Sunnyside, Wash. College: Quarterback Idaho. No pro playing experience. College coach: Idaho 1989-90, UNLV 1991, Idaho 1992-93, Washington 1994-98, Louisville 1999-01. Pro coach: Minnesota Vikings 2002-04, Miami Dolphins 2005, St. Louis Rams 2006-08 (head coach), Detroit Lions 2009-13. Joined the Dallas Cowboys in 2014.

# ROD MARINELLI

## Defensive Coordinator



California-Lutheran

NFL: 19th Year • Cowboys: 2nd Year



Rod Marinelli joined the Dallas Cowboys on January 18, 2013 as the club's defensive line coach, and on January 28, 2014, he was promoted to defensive coordinator. In Dallas, Marinelli reunited with Cowboys assistant head coach/defense Monte Kiffin, who he served under as a defensive assistant (1996-2005 - defensive line) with Tampa Bay as they both were instrumental in installing the 4-3 defense from the previous 3-4 scheme. Marinelli came to the Cowboys with 37 years of coaching experience, including 17 in the NFL.

Marinelli's first season in Dallas got off to a rough start as two-of-the four projected defensive line starters for the 2013 season were limited to one-or-fewer games played for the year, as Anthony Spencer played in only one game due to a lingering knee injury suffered in training camp and Jay Ratliff never played another game for the Cowboys following an injury in training camp that eventually led to his release during the season.

However, Marinelli still made the most of his "rush men" with seven-time Pro Bowler DeMarcus Ware, who shifted to defensive end for the first time during his pro career and collected six sacks, playing in 13 games while fighting nagging injuries all season. Defensive tackle Jason Hatcher led the team and all NFL interior linemen with a career-high 11.0 sacks en route to his first career Pro Bowl.

Marinelli's legendary coaching talent of getting the best out of his players could almost immediately be seen as 18 different players checked in on the defensive line in 2013. The opportunities created due to injury or release helped the Cowboys find free agent gems such as George Selvie - who finished second on the team with a career-best seven sacks - and Nick Hayden, who logged 51 tackles which were seventh on the team.

Prior to arriving in Dallas, Marinelli was with the Chicago Bears for four seasons, serving as the club's assistant head coach/defensive line coach in 2009 followed by three seasons as the club's assistant head coach/defensive coordinator (2010-12). While serving as Chicago's defensive coordinator, Marinelli's unit over the previous three seasons forced the most fumbles (59), intercepted the third-most passes (65), scored the most touchdowns via interception (13) and allowed the fourth-fewest points (904) in the NFL. In the 2012 season alone, the Bears had four defensive players selected as starters in the Pro Bowl (CB Tim Jennings, DL Henry Melton, DE Julius Peppers and CB Charles Tillman) as the defense ranked first in takeaways (44), third in points allowed (277), fifth in total defense (315.6 yards-per-game) and eighth in rushing defense (101.7) and passing defense (213.9).

In 2011 Marinelli's charges earned four spots on the NFL's Pro Bowl roster as the club sent Lance Briggs, Peppers, Tillman and Brian Urlacher to mark the second straight season the Bears had at least three defenders represented in the all-star game. Chicago finished in the top-10 in six defensive categories, including second in defensive touchdown

returns (six) and red zone takeaways (six) and fifth in overall takeaways (31) and against the run (96.4). The Bears pass rush saw Peppers notch 11.0 sacks for the season, including his 100th career takedown, and Melton earned a career-high seven sacks to tie for third in the NFL among defensive tackles.

Marinelli arrived in Chicago on Jan. 10, 2009 after spending three seasons (2006-08) as the Detroit Lions head coach. He spent his first 10 NFL seasons coaching the defensive line in Tampa Bay (1996-2005). In his last four seasons (2002-05) with the Bucs, Marinelli added the duties of assistant head coach.

Through his 10 years with Tampa Bay, the defensive line accounted for 328.5 sacks - tops in the league during that span among NFL lines. In 2002 Tampa Bay led the NFL in total defense (252.8) and points-per-game (12.3) en route to the club's Super Bowl XXXVII win. Tampa Bay's top-five single-season sack totals all came by defensive linemen under Marinelli's tutelage, and in 2000, Warren Sapp's 16.5 sacks established a franchise record and still stands as the third-most in the NFL among defensive tackles since sacks became official in 1982. Another of Marinelli's players, Simeon Rice, holds the club's next three single-season sack figures, totaling 15.5 (2002), 15.0 (2003) and 14.0 (2005). Rounding out the top-five on the Buccaneers single-season sack list is another one of Marinelli's charges, Marcus Jones, who racked up 13.0 in 2000. Additionally, Sapp holds the club's sixth and seventh spot with 12.5 (1999) and 12.0 (2004).

In 2000 Tampa Bay established a franchise record with 55.0 sacks, and Marinelli's defensive linemen accounted for 45.5. Through Marinelli's tenure with the Buccaneers, the defense earned the top-six single-season sack totals in franchise history, and from 1999-2003, Tampa's defenders set an NFL record as the club registered a sack in 69 consecutive games.

Before making the leap to the NFL coaching ranks, Marinelli was an assistant at the collegiate level for 20 years. He coached the defensive line at Southern California (1995), was assistant head coach/defensive line at Arizona State (1992-94) and was the defensive line coach at the University of California (1983-89) before adding the responsibilities of assistant head coach at the school (1990-91). He began his collegiate coaching career at Utah State in 1976 and spent six seasons as the school's defensive line coach (1976-81) before coaching the offensive line and special teams in 1982. His first coaching job was as an assistant at his alma mater, Rosemead, Calif., High School from 1973-75.

Marinelli was an offensive tackle, starting his career at Utah (1968) and finishing at California Lutheran (1970-72). His collegiate career was split by a tour of duty in Vietnam. He earned All-America honors at Cal-Lutheran in 1972.

Marinelli and his wife, Barbara, have two daughters, Christine and Gina, and four grandchildren.



**Rod Marinelli** – Born July 13, 1949, Rosemead, Calif. Offensive/defensive tackle Utah 1968, offensive tackle California Lutheran 1970-72. No pro playing experience. College coach: Utah State 1976-82, California 1983-91, Arizona State 1992-94, Southern California 1995. Pro coach: Tampa Bay Buccaneers 1996-2005, Detroit Lions 2006-08 (head coach), Chicago Bears 2009-12. Dallas Cowboys 2013.

## KEITH O'QUINN

### Assistant Special Teams

University of North Texas  
NFL: 5th Year • Cowboys: 5th Year



Keith O'Quinn rejoined the Dallas Cowboys in 2010, but this time as a coach after previously serving as a pro scout with the team for three seasons. He spent the first season as a quality control/offensive assistant coach in 2010, breaking down film of upcoming opponents' defenses and helping compose each week's playbooks. From 2011-12 O'Quinn continued to prepare the weekly playbooks in his quality control role, but also worked closely with the wide receivers. In 2014 O'Quinn leaves the offensive side of the ball and is the team's assistant special teams coach, working closely with Rich Bisaccia.

In 2013 O'Quinn was the club's assistant wide receivers coach, working with Derek Dooley in the continued development of Dallas' explosive offensive threat Dez Bryant. Bryant finished the year with his first trip to the Pro Bowl, topping 1,000 yards for the second consecutive season, and his 13 touchdowns were tops in his career and tied for third in team history. Bryant also became the fourth Cowboy with multiple and consecutive 10-touchdown seasons.

Demarco Murray and Tyron Smith each joined Bryant with their first trip to the Pro Bowl while Jason Witten made his ninth. Smith's work on the line helped propel Murray to his first career 1,000-yard season and the first by a Dallas Cowboy since Julius Jones in 2006.

In 2009 O'Quinn left the Cowboys to become the director of pro personnel for the Cleveland Browns. While with the Browns, O'Quinn contributed to Cleveland's player acquisition process by managing pro scouting operations and evaluating players and rosters from the NFL and all other levels of professional football.

His additional responsibilities included advance scouting, free agency preparation and tracking of player movement within the league.

From 2006-08 O'Quinn helped evaluate players around the NFL as well as other professional leagues while serving as a pro scout in the Cowboys scouting department.

Prior to joining the pro ranks, O'Quinn spent eight years as a high school and college coach. His last stint in that area was as the assistant football and head baseball coach at Kaufman, Texas, High School. Prior to that, he coached tight ends and special teams at Abilene Christian University from 2003-04. From 2000-03 O'Quinn served as tight ends and assistant offensive line coach at Hardin-Simmons University in Abilene, Texas. While at HSU, the Cowboys compiled a 28-5 record and won two conference championships. He also worked as the team's academic supervisor.

In 1999 he worked as the run game coordinator and offensive line coach, as well as the head baseball coach, at Bryan Adams High School in Dallas. O'Quinn began his coaching career at Liberty Christian School in Argyle, Texas, serving as a defensive backs and wide receivers coach.


A native of San Antonio, O'Quinn attended James Madison High School and earned a Bachelor's of science degree from the University of North Texas, where he played strong safety. He went on to earn a master's degree in counseling and human development from Hardin-Simmons University.

O'Quinn and his wife, Reigan, have three children, Mysti, Brittney and Brock.

**Keith O'Quinn** – Born July 28, 1973, Pensacola, Fla. College: Safety University of North Texas 1991-96. No pro playing experience. College coach: Hardin-Simmons University 2000-02, Abilene Christian University 2003-04. Pro coach: Dallas Cowboys 2010-13.

# FRANK POLLACK

## Assistant Offensive Line



Northern Arizona

NFL: 8th Year • Cowboys: 2nd Year

The Dallas Cowboys named Frank Pollack assistant offensive line coach on February 2, 2013. In Dallas, Pollack is re-united with offensive coordinator/offensive line coach, Bill Callahan, whom he played for at Northern Arizona (1987-88).

The 2013 offensive line laid the groundwork for a Cowboys offense that finished the season fifth in points scored (398), eighth in yards-per-carry (4.48) and allowed the seventh-fewest sacks (35) while also finishing with the fifth-best protection index score (70.7) in the league. The group was anchored by Tyron Smith, who was named to his first Pro Bowl after only allowing 1.5 sacks in 16 starts at left tackle. First round draft pick Travis Frederick was an immediate contributor for the Cowboys offense, starting all 16 games at center and allowing only 3.5 sacks in addition to paving the way for DeMarco Murray in the run game. The offensive line as a whole improved in 2013, helping the offense finish with the third-fewest negative plays (79) in the league, a total that was 17 fewer than the previous season.

Pollack came to Dallas after one stint as the offensive line coach for the Oakland Raiders. The Raiders finished eighth in passing offense in 2012, fourth in the AFC, and ranked sixth in the AFC in total offense.

Prior to joining the Raiders, Pollack spent five seasons with the Houston Texans as assistant offensive line coach. In 2011 Pollack helped coach a group that blocked for two running backs that gained over 900 rushing yards as the Texans set a franchise record with 153 rushing yards-per-game, good for second in the NFL. The line included second-team All-Pro left tackle Duane Brown and center Chris Myers,

who earned his first Pro Bowl berth.

The 2010 offensive line group paved the way for a record-setting season, as the Texans ranked third in the NFL with a franchise-record 6,186 yards of offense and a team-record 290 points while blocking for the NFL's rushing (1,616 yards) and touchdown (18) champion, running back Arrian Foster.

In 2009 the line provided protection for the NFL's leading passer, Matt Schaub, who threw for 4,770 yards and 29 touchdowns. The 2008 line featured the same five starters for all 16 games, marking a first in Texans history. His first year with the Texans and coaching in the NFL came in 2007, as the line allowed just 22 sacks.

Before joining the professional ranks, Pollack began his coaching career at his alma mater, Northern Arizona, in 2005 as the co-offensive line coach. He was promoted to the offensive line coach in 2006, when the NAU offense led the conference in scoring (34.4) and passing (267.2) and finished second in rushing (137.9).

Pollack was a sixth round draft choice by the San Francisco 49ers in 1990. He played two years for the 49ers, 1990-91, before moving to Denver, where he played from 1992-93. He finished his playing career back with the 49ers from 1994-98, having played 90 career games and helping San Francisco to a Super Bowl championship in 1994.

Pollack graduated from Northern Arizona with a degree in advertising in 1990. He was inducted into Northern Arizona's Hall of Fame in 2010.

He and his wife, Wendy, have three sons, Frankie, Carter and Wilson.

**Frank Pollack** – Born November 5, 1967, Camp Springs, Md. Offensive tackle/offensive guard Northern Arizona 1985-89. Pro offensive tackle, offensive guard San Francisco 49ers 1990-91, 1994-98, Denver Broncos 1992-93. College coach: Northern Arizona 2005-06. Pro coach: Houston Texans 2007-11, Oakland Raiders 2012, Dallas Cowboys 2013.

# MICHAEL POPE

## Tight Ends



Lenoir-Rhyne College

NFL: 32nd Year • Cowboys: 1st Year

The Dallas Cowboys named Michael Pope tight ends coach on Jan. 22, 2014. Pope comes to Dallas with 44 years of coaching experience, including 31 in the NFL and 30 with tight ends. Pope spent the previous 14 seasons as the tight ends coach for the New York Giants.

Pope had two stints with the Giants - first from 1983-91 then from 2000-13 - and his 23 seasons as with the club is more than any other coach in team history. He is also the only coach to have participated in each of the Giants five Super Bowls and the only one to have his name on the four Lombardi Trophies.



In Pope's final season with the Giants, the veteran coach worked in free agent newcomer Brandon Myers along with fifth-year pro Bear Pascoe. Myers started 14-of-16 games and tied for second with four touchdowns, placed third with 47 catches and fourth with 611 yards.

In 2012 Pope successfully worked former Dallas Cowboys tight end Martellus Bennett into the Giants passing game. The free agent finished second on the Giants with 55 catches and five touchdowns and third with 626 yards.

Pope called on his vast experience in 2011 helping a young Jake Ballard become an offensive assist to the Giants. After coming to New York as a rookie free agent in 2010, playing in one game, Ballard's second pro season saw him finish fourth on the roster with 38 catches and four touchdowns.

From 2009-10 Pope had fifth round draft choice Kevin Boss to mentor. Over that span, Boss caught 77 passes for 1,098 yards and 10 touchdowns, emerging as a full-time starter, reliable receiver and formidable blocker in 2008. That season, Boss had a team-best six touchdowns among his 33 catches, and his 45-yard catch-and-run in Super Bowl XLIII set up New York's first touchdown.

Pope's time with Jeremy Shockey helped form him into one of the league's best tight ends from 2002-06. Four times Shockey earned a trip to the Pro Bowl, and his 371 career receptions placed him fourth in Giants history. Shockey was the club's first draft pick in 2002, and he established club rookie highs with 74 receptions (also a club tight end record) while leading all league tight ends in receiving yards (894) to become the first rookie tight end to make the Pro Bowl since 1988.

Pope's experience with tight ends was not limited to his last stop in New York as he had four other men to have earned All-Rookie Team honors - Zeke Mowatt (1983), Marv Bavaro (1985), Howard Cross (1989) and Tony McGee (1993). Not only limited to

shaping young talent, Pope also aided five veterans to Pro Bowl appearances, including Bavaro, Rodney Holman, Ben Coates, Stephen Alexander and Shockey.

Pope made his return to New York prior to the 2000 season, and he played a big role in rejuvenating the offense en route to an NFC Championship and Super Bowl XXXV berth. He originally came to the N.Y. Giants as a late hire of Bill Parcells (1983-91). He left the Giants to join the Cincinnati Bengals for two seasons, where he served the first as tight ends coach and second as the offensive coordinator. He then joined the New England Patriots in 1994 as running backs coach before moving back to tight ends in 1995. He then traveled south to Washington from 1997-99 as the Redskins tight ends coach.

Pope spent 13 years in the college and high school ranks before making the jump to the NFL. His first coaching position was at Lenoir, N.C., High School in 1964. He also coached at high schools in Charlotte, N.C., Jacksonville, Fla. and Lake Wales, Fla.

Pope's first collegiate stop was with Florida State (1970-74) as receivers coach/recruiting coordinator. He held the same position with Texas Tech from 1975-77. He then coached receivers and kickers at the University of Mississippi (1978-82).

Pope was a quarterback back at Lenoir-Rhyne College in Hickory, N.C., where his team won one national championship and was runner-up a second time. His teams compiled a 34-8-3 record, and Pope was an all-conference selection, team captain and MVP as a senior. He is a member of the college's Hall of Fame. Pope's only pro experience came in 1966 as quarterback for the Charlotte Vikings of the World Football League. A shoulder injury ended his career after one season.

Pope and his wife, Lee, have two sons, Travis and Daron and four grandchildren, J.R., Wellington, Vivienne Madison and Bridget.

**Michael Pope** - Born March 14, 1942 Monroe, N.C. College: Quarterback Lenoir-Rhyne College, Hickory, N.C. Pro: Charlotte Vikings World Football League 1966. College Coach: Florida State 1970-74, Texas Tech 1975-77, Mississippi 1978-82. Pro Coach: New York Giants 1983-91, Cincinnati Bengals 1992-93, New England Patriots 1994-96, Washington Redskins 1997-99, New York Giants 2000-13. Joined the Dallas Cowboys in 2014.

## KENDALL SMITH

Assistant Strength and Conditioning



Florida State

NFL: 2nd Year • Cowboys: 2nd Year

Kendall Smith enters into his second season as an assistant strength and conditioning coach with the Dallas Cowboys. Smith previously spent two seasons training athletes to prepare for the NFL Combine at the World Wide Sports Center in Orlando, Fla., under Tom Shaw.

Prior to working with athletes, Smith himself trained at the facility for two years after a four-year

career as a linebacker at Florida State (2007-10).

In his time at FSU, Smith played in all 53 games with starts in each of his final 27 games.

He came out of South Sumter High School in Bushnell, Fla., and was a PrepStar All-American and four-star prospect as the 45th ranked player in the nation by Rivals.com.



**Kendall Smith** - Born December 3, 1987, Bushnell, Fla. Linebacker Florida State 2007-2010. No pro playing experience. Pro coach: Dallas Cowboys 2013.

## KYLE VALERO

### Assistant Wide Receivers



Florida State  
NFL: 5th Year • Cowboys: 1st Year



Kyle Valero enters his first year in Dallas, and fifth in the NFL, as the club's assistant wide receivers coach. He spent the previous four years as an offensive assistant (2012-13 as assistant wide receivers, 2010-12 as offensive quality control) with the Detroit Lions, where he assisted current Cowboys passing game coordinator Scott Linehan. In Dallas Valero will work with Derek Dooley in coaching Dallas' wide receiving corps.

While in Detroit, Valero broke down opponent film and worked on self scouting while also assisting with the club's wide receivers.

Before landing in Detroit, Valero spent two seasons as a student offensive assistant at Florida State (2008-09). He was lined up to be the school's offensive quality control coach for 2010 but took the position with the Lions.

Valero earned his degree in interdisciplinary studies from Florida State. He is married to the former Ali Baker.

---

**Kyle Valero** – Born April 24, 1986, Fountain Valley, Calif. College: Position school. No pro playing experience. College Coach: Florida State 2008-09. Pro Coach: Detroit Lions 2010-13. Joined the Dallas Cowboys in 2014.


---

## TURNER WEST

### Defensive Assistant



Memphis  
NFL: 1st Year • Cowboys: 1st Year



Turner West makes his NFL coaching debut in 2014 as a defensive assistant with the Dallas Cowboys. In his role, West will work with linebacker coach Matt Eberflus, assisting with the continued development of the young players at the position.

West spent two years (2012-13) as a graduate assistant, working with quarterbacks and wide receivers, at Middle Tennessee State. Before working at MTSU, West spent the spring of 2012 with Samford University as a volunteer coach, helping with quarterbacks. In 2011 West served as an intern

at the University of Alabama – Birmingham, working with the school's wide receivers. West played wide receiver at Memphis from 2006-10, where he played for his father, Tommy, who was the school's head coach.

West earned his degree in interdisciplinary studies from Memphis. He started at cornerback and wide receiver as a senior at Briarcrest Christian High School in Germantown, TN, where he also lettered all four years.

---

**Turner West** – Born December 19, 1987, Germantown, Tenn. Wide receiver Memphis 2006-10. No pro playing experience. College Coach: Alabama-Birmingham 2011, Samford 2012, Middle Tennessee State 2012-13. Pro Coach: Joined the Dallas Cowboys in 2014.

---



# WADE WILSON

## Quarterbacks



East Texas State

NFL: 14th Year • Cowboys: 11th Year

Wade Wilson returned to the Dallas Cowboys organization as the quarterbacks coach in 2007 after spending three seasons with the Chicago Bears in the same capacity. A native Texan with football roots that go back to his high school and collegiate career as a quarterback, Wilson, recognized around the NFL as a solid teacher of young quarterbacks, will again handle the responsibility of working with one of the top NFL quarterbacks in Tony Romo. Dallas added a familiar quarterback to Wilson during the 2012 free agency period to serve as Romo's primary backup with the addition of Kyle Orton, whom Wilson coached as a rookie in Chicago.

Romo had another solid season under Wilson in 2013, completing 63.9% (342-of-535) for 3,828 yards with 31 touchdowns to just 10 interceptions in 15 starts, missing the finale with a back injury. Romo's +21 touchdown to interception ratio tied his 2011 number as the best in his career, and his 31 touchdown passes was his third and the club's third 30-plus touchdown season. Wilson's work also saw Romo finish fifth in the league in touchdowns and eighth in the league in passer rating (96.7).

Romo started all 16 games at quarterback for the fourth time in his career in 2012 and established single-season club records for passing yards (4,903), attempts (648) and completions (425). He was one-of-five NFL quarterbacks with 600-plus attempts and 425 completions in 2012 and one of the 15 to accomplish the feat in the history of the NFL. His 28 touchdown passes tied for fourth in team history, and, despite throwing a career-high tying 19 interceptions, Romo's 65.6 completion percentage was fifth. Orton made his Cowboys debut late in the fourth quarter against Chicago (10/1) and finished nine-of-10 for 89 yards with one touchdown.

After losing Romo for most of the 2010 season, the quarterback returned to form in 2011 to produce one of his finest statistical seasons as a pro. Romo established a career-high mark with a 102.5 quarterback rating (second in team history), while his 31 touchdowns and 4,184 passing yards were second in his career. Both his attempts (522) and completions (346) totals were good for second in his career while both made the club record books – attempts (third) and completions (second) – and his 66.28 completion percentage was a personal-best and second in team history. The 2011 season was not without challenges as injuries to Romo opened opportunities for both Jone Kitna and Stephen McGee. Kitna subbed for Romo (ribs) in the third quarter at San Francisco (9/18) and McGee entered the Philadelphia (12/24) game following the first offensive series after Romo suffered a bruised hand.

Wilson was challenged in 2010 as he had to prepare three different starting quarterbacks, with one making his first career start, and another seeing his first action since 2008. Romo started the season, but a fractured left clavicle suffered against the N.Y. Giants (10/25) led the way for Kitna to take the helm. Before the injury, Romo completed 148-of-213 passes (69.5%) for 1,605 yards, 11 touchdowns

and seven interceptions. In his first action since 2008, Kitna completed 209-of-318 passes (65.7%) for 2,365 yards, 16 touchdowns and 12 interceptions before suffering an abdominal injury at Arizona (12/25). McGee took over for an injured Kitna at Arizona, before making the first start of his career at Philadelphia (1/2/11). On the day, he completed 11-of-27 passes for 127 yards with one touchdown. With the win at Philadelphia, McGee became just the 14th Dallas quarterback to win in his first career start as a Cowboy.

Romo had one of his best seasons under Wilson in 2009 as the quarterback showed great maturity and ball protection. Romo had a single-season career-low nine interceptions while setting then career-highs and club records in completions (347), attempts (550) and yards (4,483) and a then personal-best quarterback rating (97.6). Romo also earned his third Pro Bowl berth while setting a club record for 300-yard passing games in a season with eight. Wilson also worked with NFL veteran and Dallas newcomer, Kitna, who served as Romo's backup, while grooming fourth round draft choice McGee.

Wilson was charged with the task of preparing three different starting quarterbacks in 2008 - Romo, Brad Johnson and Brooks Bollinger - with Romo missing three games due to a broken pinkie finger. Johnson filled in for two starts and Bollinger one start. Romo was unable to put up the same numbers as in Wilson's first year in 2007, but still managed to throw for 300-or-more yards in six games - good for the second-best total in club history. He also had six games with at least three touchdowns and finished with 26 touchdown passes on the year. Romo threw for 3,448 yards in 2008, marking the second consecutive year he topped 3,000 passing yards, becoming the first quarterback to do so since Troy Aikman had three (1995-97).

In his first season back with Dallas, Wilson's work with Romo allowed the first-time starter to rewrite club passing records. Under Wilson, Romo was the league's fifth-rated passer (97.4) - good for third in club annals. His 4,211 passing yards allowed the fifth-year veteran to become the first quarterback in club history to top 4,000 passing yards. Romo completed 335 passes which topped Danny White's single-season franchise record set in 1983 and shattered White's record of 29 passing touchdowns, finishing with 36. Romo also became the first signal caller in franchise history to throw four touchdowns in back-to-back games. On the season, he logged four games with four-or-more touchdown passes, also establishing a club record. Among the many other accomplishments of the young starter, Romo finished 2007 with seven games of 300-or-more passing yards, another team record.

In 2006 Wilson's guidance helped steer fourth-year quarterback Rex Grossman in leading the Bears to an NFC title and a berth in the Super Bowl. Prior to the season, Grossman had started just seven games in three injury-riddled years. Grossman threw 23 touchdown passes in his first full year as a

starter, while directing Chicago to a 13-3 regular season record.

Through Wilson's first two seasons in Chicago (2004-05), rookie quarterbacks started 20 of the team's 32 regular season games while posting a 13-7 record. Under Wilson in 2005, rookie Orton was the Bears starter and went on to win nine of his first 12 starts. He finished the year with 10 wins – the most for a rookie drafted in the fourth round or later since the common draft was instituted in 1967. His 10 wins were also the second-best for a rookie passer during that span, behind Ben Roethlisberger in 2004. His eight-game win streak was also the second-longest by a rookie passer in the NFL dating back to 1970.

Wilson's first season in Chicago (2004) was marked by four starting quarterbacks each starting at least three games. Grossman began the season, but was lost for the year due to injury. Jonathan Quinn had the next three starts, but rookie Craig Krenzel took over for three games before an injury sidelined him for the season. Chad Hutchinson started the last five games.

Wilson made his coaching debut in Dallas in 2000 after 19 years as an NFL quarterback – including three years with Dallas (1995-97). Along with his playing experience, Wilson has overseen two of the most tumultuous seasons in Dallas quarterback history, coaching six different starting quarterbacks in his 32 games as the club's quarterback coach.

Wilson was forced to prepare four different starting quarterbacks during the 2001 season. It was the first time in club history four different players started at quarterback in the same season. Dallas opened the season with a rookie quarterback for just the third time in franchise history when Quincy Carter took the field against Tampa Bay. Injuries forced Carter from the lineup for eight of the next nine games. During that span, Anthony Wright earned three starts, Clint Stoerner led the club in two games and Ryan Leaf took the helm for three games in November. Carter returned to the lineup in December and guided the Cowboys to three wins in their final six games.

Wilson's first year on the job was just as hectic as four different quarterbacks saw action during the season, the first time in club history four different

players saw action at quarterback in the same season. Troy Aikman started 11 games but missed five starts and parts of three other games with injuries. Randall Cunningham relieved Aikman on two occasions and started three other games in his place. His start at Washington (9/18) produced a 27-21 win for Dallas and gave Dave Campo his first win as a head coach and Wilson his first as an assistant. Stoerner, in his rookie year, saw action in one game before giving way to newcomer Wright.

A former Pro Bowler, Wilson joined the coaching ranks after a 19-year playing career. Only four other players in NFL history had played more seasons than Wilson. He was originally an eighth round draft choice (210th overall) of the Minnesota Vikings in 1981 and led them to three playoff appearances, including the 1987 NFC Championship Game, during his 11 years with the team. He also spent time with the Atlanta Falcons (1992), New Orleans Saints (1993-94), Dallas Cowboys (1995-97) and Oakland Raiders (1998-99). He served as Aikman's backup on the Cowboys Super Bowl XXX championship team in 1995.

Wilson completed his career with a 75.6 quarterback rating on 1,391-of-2,428 passing for 17,283 yards. His best statistical year was 1988 when he led the NFC with a 91.5 quarterback rating and completed 204-of-332 passes (61.4%) for 2,746 yards, 15 touchdowns and nine interceptions. During his three years in Dallas, Wilson threw for 585 yards, one touchdown and four interceptions on 58-of-96 passing for a 63.9 rating. He earned one start (at Washington, 12/22/96) in his three-year stay in Dallas.

He was a four-year letterman and three-year starter at East Texas State University, where he earned NAIA All-America and Lone Star Conference MVP honors as a senior while leading the conference in passing and total offense. He played high school football at nearby Commerce, Texas, High School.

Charles Wade Wilson was born on February 1, 1959 in Commerce, Texas. He majored in business management at ETSU, and he has his real estate license and his SEC-series seven registration. Wilson has four children; Travis Wade, Hayden, and twins Coletan and Sophie.

**Wade Wilson** – Born February 1, 1959, Commerce, Texas. Quarterback: East Texas State 1977-80. Pro: Quarterback Minnesota 1981-91, Atlanta 1992, New Orleans 1993-94, Dallas 1995-97, Oakland 1998-99. Pro Coach: Dallas Cowboys 2000-02, Chicago Bears, 2004-06, Dallas Cowboys 2007-13.

## MIKE WOICK (WOY-sick)

Strength and Conditioning Coordinator



Boston College

NFL: 25th Year • Cowboys: 11th Year



The Dallas Cowboys named Mike Woick (*WOY-sick*) as the team's strength and conditioning coach for the 2011 season. Woick, now in his second tour with Dallas, served as the club's strength and conditioning coach from 1990-96. Since his first stint with the Cowboys, Woick headed up the strength and conditioning program for the New Orleans Saints (1997-99) followed by the New England Patriots

(2000-10). Woick now boasts 34 years of strength and conditioning experience, including 23 years in the NFL.

In 2013 Woick's strength and conditioning program helped reduce the number of season-ending injuries and games missed from the previous season. The program also helped to keep the team fresh in the second half of the season, as the



Cowboys finished with the highest yards-per-carry average (5.3) in the NFL and the second-most scrimmage yards-per-attempt (8.4) in games 8-16.

In 2012 Woicik was able to implement his off-season strength and conditioning program with the aim of helping rookies adjust to the rigors of the NFL while working to improve and lengthen playing careers for veterans.

In his first year back with Dallas, Woicik and the strength staff were faced with getting players ready for the season during training camp without having an off-season of preparation due to the lockout.

Woicik also brings championship experience with him as he has claimed six Super Bowl Championships in his 24 NFL seasons - three with Dallas and three with New England. Woicik's six Super Bowl rings are more than any player or head coach has earned in NFL history. He has been named to the Professional Football Strength and Conditioning Society's Coach of the Year Award three times (1992, 2004 and 2010). As a testament to the success of his strength and conditioning programs, from November through the end of the season, Woicik's teams have posted a 155-76 (.671) record - including playoffs.

Woicik was named the Patriots strength and conditioning coach on Feb. 16, 2000 and initiated programs that have contributed to the success of three Patriot Super Bowl teams. Under Woicik, the Patriots

were able to sustain lengthy winning streaks during his tenure, compiling an NFL-record 21-game winning streak from 2003-04. In 2007 the Patriots became the first team in the NFL to win 18 consecutive games in a season.

Prior to New England, Woicik spent three seasons under head coach Mike Ditka with the Saints.

Woicik began his NFL coaching career in 1990 with the Cowboys and was voted the NFL's Strength and Conditioning Coach of the Year in 1992. In seven seasons with Dallas, the Cowboys claimed 12 playoff wins, three Super Bowl Championships and garnered a 39-19 (.672) record through the second half of the season.

Woicik spent 10 years (1980-89) as the strength and conditioning coach at Syracuse University.

In his first coaching job, Woicik was the graduate assistant at Springfield, Mass., College (1978-80) where he assisted with track and field as well as the weight room. As a member of his collegiate track and field team at Boston College, Woicik set a then school record with a discus throw of 180 feet, five inches, earned All-East honors and qualified for the NCAA championships. He also competed in the shot put and hammer throw.

Woicik was a standout in football and track at Westwood High School. He earned his Bachelor's degree in history from Boston College and Master's in physical education from Springfield.

---

**Mike Woicik** – Born Sept. 26, 1956, Baltimore, Md. No college or pro football experience. College coach: Springfield College 1978-80, Syracuse 1980-89. Pro coach: Dallas Cowboys 1990-96, New Orleans Saints 1997-99, New England Patriots 2000-10, Dallas Cowboys 2011-13.

---

## TODD WILLIAMS

Senior Director Football Administration  
Football Operations



Todd Williams is in his 20th season with the Dallas Cowboys, his 12th season in the club's player personnel department, and was named the club's Senior Director of Football Administration/Football Operations in 2013. In his new role, he will continue to assist Stephen Jones, the club's Director of Player Personnel, while also overseeing the team's football operations, facilities, equipment, security and player development departments. Williams is primarily responsible for keeping Jones informed on the daily operations of the club. He is also responsible for monitoring the Cowboys salary cap and negotiating most rookie contracts, including many of Dallas' draft choices. Williams is also responsible for making sure the club maintains compliance with the NFL's Collective Bargaining Agreement and labor related issues. Additionally, he coordinates different areas of football operations and is involved in several other administrative functions within the club.

Williams originally joined the Dallas Cowboys organization as an intern in the operations department during the 1995 training camp in Austin, Texas. He served as an administration and marketing intern through the 1995 season. He was hired as a player personnel assistant in 1996, working closely with the personnel department in processing contracts and coordinating travel plans for free agent tryouts. He was promoted to assistant director of player personnel in 2001.

Williams was a sports management major at the University of Tennessee, where he played tight end for the Vols football team from 1992-94. Prior to Tennessee, he played for Northeast Oklahoma A&M Junior College, helping guide the team to the 1991 National JUCO Championship.

Williams is married to Cyndi Comeaux Williams. He has two children, Kyle and Kamryn, and one stepson, Gauge Doisher.

# WILL McCLAY

## Assistant Director Player Personnel



Will McClay is in his 12th season working in the Cowboys Personnel Department and was named the club's Assistant Director of Player Personnel in 2013.

McClay oversaw his first NFL Draft in his new role in 2014 as the club continued to infuse the roster with talented building blocks for the present and future. With their first pick, the Cowboys drafted Notre Dame All-American offensive lineman Zack Martin (16th overall), marking the third time in four years the club selected an offensive lineman in the first round, to pair with fellow first round picks Tyron Smith (2011) and Travis Frederick (2013). In the second round, the Cowboys packaged their original second (47th overall) and third round (78th overall) draft choices and moved up in a trade with Washington to select DeMarcus Lawrence (34th overall) from Boise State - one of the top pass rushing defensive ends in the draft. Without a third round pick, the Cowboys took Iowa's top tackler, linebacker Anthony Hitchens, in the fourth round (119th overall), and then traded up in the fifth round to select Devin Street - Pittsburgh's all-time leading pass catcher - with their next pick (146th overall). Without a sixth round selection, the Cowboys had a busy seventh round with five selections in the draft's final round, taking Stanford defensive end Ben Gardner (231st overall), Texas Tech linebacker Will Smith (238th overall), Baylor safety Ahmad Dixon (248th overall), Northern Illinois nose tackle Ken Bishop (251st overall) and Oregon cornerback Terrance Mitchell (254th overall).

In his previous role as the Director of Football Research (2011-13), McClay evaluated players on other NFL rosters and in other leagues, scouting Cowboy opponents using advanced scouting and analytic methods while also overseeing the scouting department's technology tools.

While serving as a pro scout from 2002-08, then as the pro scouting coordinator from 2009-10, McClay was responsible for sifting through countless free agents and successfully locating some of the team's most notable signings before and during the season. Two of those signings were wide receiver Laurent Robinson - who was signed early in the 2011 season and went on to lead the team with 11 touchdowns and finish third on the team with 54 receptions and 858 yards - and George Selvie in 2013 who

was signed during training camp and went on to start all 16 games at defensive end while tying for the most tackles for loss (seven) and logged the second-most sacks on the team (seven).

McClay originally came to Dallas as the defensive coordinator for the Dallas Desperados (2002-03) of the Arena Football League. He became the club's head coach for five seasons (2004-08), helping lead the club to a league-best 15-1 record and back-to-back Eastern Division Championships in 2007 and 2008. In his five seasons as head coach, he led the Desperados to a 54-24-1 record and was named AFL Coach of the Year in 2006.

Prior to joining the Cowboys and Desperados, McClay was the assistant director of pro scouting for the Jacksonville Jaguars. In his only season (2001) with the Jaguars, he was charged with scouting NFL teams in the preseason and advance scouting work during the season. Before joining the Jaguars, he served as the player personnel director of the XFL's Orlando Rage, as well as a consultant and scout, in the spring of 2001. The Rage finished the season 8-2 before falling in the first round of the playoffs.

Prior to moving into the personnel side of professional football, McClay spent 11 seasons in the AFL as a player and coach. He served as defensive coordinator and director of player personnel for the Grand Rapids Rampage in 1998. He added the title of assistant head coach in 1999, when the Rampage improved to an 8-6 record after posting a 3-11 campaign the previous season. In 1997 he was the defensive coordinator and director of player personnel for the Anaheim Piranhas after serving as the defensive coordinator for the Milwaukee Mustangs in 1995 and the Florida Bobcats in 1996.

McClay was the secondary and special teams coach of the Detroit Drive in 1993, helping the team reach the ArenaBowl. From 1989-92 he was a wide receiver/defensive back for the Drive, helping lead them to three ArenaBowl titles in four appearances.

McClay was a four-year letterman and team captain as a defensive back at Rice University (1985-88), starting every game of his collegiate career. He graduated in 1990 with a degree in political science. McClay was born Oct. 13, 1966 in Memphis, Tenn. He has one son, Gabriel.



# TOM CISKOWSKI

(sis-COW-ski)

Senior Personnel Executive



Tom Ciskowski (*sis-COW-ski*) is the Dallas Cowboys Senior Personnel Executive. He headed up the scouting department's work for the NFL Draft from 2008-13.

In his first draft as the top scout in 2008, he helped the organization address two positions of concern in landing a pair of running backs and cornerbacks with Felix Jones and Mike Jenkins heading the list as two first round selections. The club also gained two additional picks in the 2009 NFL Draft through trades.

Despite trading out of the second round in 2009 to leave Dallas without a first day selection, Ciskowski's second draft saw the club select 12 players - the most selections the club made since the draft was shortened to seven rounds in 1994.

The team landed two players that they had high first round grades on in the 2010 NFL Draft in wide receiver Dez Bryant (24th overall) and linebacker Sean Lee (55th overall).

In 2011 Dallas selected an offensive lineman, Tyron Smith, with the ninth pick in the draft, the fourth time in club history Dallas selected an offensive lineman in the first round. The Cowboys acquired an athletic linebacker in Bruce Carter (40th) and a do-it-all running back in DeMarco Murray (71st) in the second and third rounds.

The Cowboys were able to trade up in the first round of the 2012 NFL Draft to land arguably the best corner in the draft in Morris Claiborne with the sixth overall pick. The team did not have a second round choice due to the trade but added a big, athletic defensive end, Tyrone Crawford (81st), in the third round. On the final day of the draft the club added two linebackers, Kyle Wilber (113st) and Caleb McCurdy (222nd), a safety in Matt Johnson (135th), a wide receiver, Danny Coale (152nd) and tight end James Hanna (186th).

In 2013 Ciskowski guided a draft that enabled Dallas to build a foundation of young talent on the offense with the selection of center Travis Frederick (31st). In landing Frederick, Dallas traded out of the 18th spot and picked up the 74th pick. In the second round, a big, athletic pass-catching tight end was netted in Gavin Escobar (47th). Dallas' two picks in the third round were composed of wide receiver Terrance Williams (74th) and safety J.J. Wilcox (80th). In the fourth round, cornerback B.W. Webb

(114th) was selected, followed by running back Joseph Randle (151st) in the fifth and linebacker DeVonte Holloman (185th) in the sixth.

Ciskowski, who originally joined the Cowboys scouting department in 1992, finished his seventh season as the club's assistant director of college scouting in 2007. Ciskowski observed first-hand the top college prospects in the land and also helped organize the club's entire college scouting operation. In his first season with the Cowboys, he served as a scout administered by the BLESTO Scouting Combine. Ciskowski became an area scout in 1993, working in the west for five years before moving to the southeast from 1998-2000.

Before becoming a scout, Ciskowski spent 15 years in the coaching ranks, the first two (1977-78) as an assistant at Pawhuska, Okla., High School. In 1979 he moved into the college coaching ranks, becoming the secondary coach at East Central University in Ada, Okla. While at ECU, he earned his master's degree in athletic administration. The following year, he moved to Arizona State University, working with the defensive line as a graduate assistant for the 1980-81 seasons.

In 1982 Ciskowski moved to Oklahoma State, joining the staff of former Dallas offensive line coach Tony Wise, before becoming the offensive line and tight end coach at Wichita State in 1984. After that season, Ciskowski joined the University of Miami as a volunteer assistant, working with former Dallas defensive coordinator Butch Davis and the defensive line.

From 1986-89 Ciskowski worked with the offensive and defensive lines, first at New Mexico State for two seasons, and then at UNLV for two more. Before coming to Dallas, he coached the defensive line at College of the Sequoias in Visalia, Calif., from 1990-91. Thirteen of the team's players went on from the junior college to play Division I football in 1992.

A native of Medford, Okla., Ciskowski attended Medford High School and earned his bachelor's degree from Cameron University, where he also played football. He and wife, Jan, live in Coppell, Texas, with sons, Jeremy and Joshua, and daughter Julianna.

# ADAM PRASIFKA

Player Personnel



Adam Prasifka enters his 13th year in the Dallas Cowboys Player Personnel department. In his role, Prasifka assists COO/Executive Vice President/Director of Player Personnel Stephen Jones and Senior Director of Football Administration/Football Operations Todd Williams in managing the club's salary cap, negotiating player contracts and monitoring league transactions.

Prior to working with the Cowboys, Prasifka was a coaching assistant and equipment manager at the University of Arkansas (1999-02). He served as a mechanical engineering intern at DuPont (1998-99) and Cromwell Architects and Engineers (1998).

Prasifka earned his degree in mechanical engineering from the University of Arkansas in Fayetteville. He currently resides in Carrollton, Texas with his wife, Cori, and step sons, Jake and Harrison.

# CHRIS HALL

College Scouting Coordinator



Chris Hall, now in his 25th season with the Cowboys, serves as the club's college scouting coordinator, a position he assumed in 2001. In that capacity, he is charged with the day-to-day operation and organization of the college scouting portion of the Personnel Department, including the creation and sorting of college player information that ultimately becomes the NFL Draft. Hall also spends time on the road locally covering Texas and Oklahoma schools along with other various trips, while monitoring the college scouting database daily, writing both college and pro player evaluations and organizing the highly successful post-draft free agent signing period that has helped the team sign impact undrafted free agents such as Dan Bailey in 2011 and Cole Beasley and Lance Dunbar in 2012.

Hall is responsible for the organization of the annual Dallas Day - which allows visits from local college prospects each year - and also coordinates the

yearly 30 pre-draft top college prospect player visits allowed by the NFL before the yearly NFL Draft.

He also assisted National Invitational Camp (NIC) for the last 20 years in the operations of player arrival, check-in and execution of the NFL Scouting Combine in Indianapolis, Ind.

Hall originally joined the Cowboys scouting department in 1990 as a scouting assistant, where he was responsible for processing player reports, organizing film and working closely with the college scouts in managing and scheduling projects. Prior to joining the Cowboys, Hall worked briefly in the athletic offices at Southern Methodist University.

Hall graduated from Southern Methodist in 1990 with a degree in advertising. He resides in Coppell, Texas, with his wife, Susan, and two daughters, Izabella and Victoria.



# DREW FABIANICH

(FAY-bee-on-itch)

## National Scout



Drew Fabianich (*FAY-bee-on-itch*) joined the Cowboys Scouting Department in 2003 as a scout administered by the BLESTO Scouting Combine. He served as the Cowboys midwest area scout from 2004-07 before becoming a national scout for the club in 2008.

Prior to joining the Cowboys, Fabianich spent 17 years as a high school and college coach. Most recently, he spent two seasons as the defensive coordinator/linebackers coach at W.T. White High School in Dallas, Texas (1999-01). From 1996-99 he was the defensive coordinator/linebackers coach at Northeast Louisiana University. Prior to that, he was the defensive coordinator/linebackers coach at the University of Tennessee-Martin (1993-96).

Fabianich served as the defensive ends/special teams defense coach from 1991-93 at the University of Tennessee. In 1989 he worked as a graduate

assistant/defensive ends and special teams defense coach at Baylor. He started his coaching career in 1984 at Mesa State College and spent five seasons there as a quarterbacks and receivers coach/passing game coordinator.

Fabianich lettered as a quarterback at Mesa State College and participated in the 1982 NIAA National Championship Game before a spinal injury in 1983 ended his career. A two-year starter at Longmont, Colo., High School, Fabianich passed for over 2,500 yards and participated in the Colorado high school all-star game.

He graduated with a degree in kinesiology from Mesa State College in Colorado in 1988 and went on to Baylor University to work on his master's degree in sports administration. Fabianich was born on April 12, 1964 in Massillon, Ohio. He has four children - Ashleigh, Dominic, Markus and Landis.

# WALTER JULIFF

## National Scout



Walter Juliff enters his 31st season as an NFL scout and 27th year with the Cowboys. Juliff served as the Cowboys southeast area scout from 2001-07 before becoming a national scout for the club in 2008. He served as assistant director of college and pro scouting for the club from 1995-00 after spending the previous eight years as a national and area scout. He was also responsible for signing college free agents from 1992-00.

Before becoming a full-time scout, Juliff spent two seasons as a graduate assistant at the University of Texas. He was also an assistant with the Kerrville Tivy football and track teams, the Abilene Cooper High School football and baseball teams and


the Houston-Kingwood High School football and baseball teams.

Juliff began his coaching career as a graduate assistant at Angelo State, where he spent two seasons. In 1978 the Rams went undefeated and won the NIAA national championship, then lost in the national semifinals the next year. A native of San Angelo, Texas, Juliff starred in football and as a hurdler in track at Central High School.

Juliff, who lives in Austin, Texas, earned his bachelor's degree from Angelo State University, where he also ran track, and his M.B.A. from Texas. He and former Cowboys quarterback Jerry Rhome are cousins.

## JIM ABRAMS

West Coast Area Scout



Jim Abrams joined the Dallas Cowboys scouting department in 2012 as the team's west coast scout. Abrams previously spent seven years (2005-11) with the Tampa Bay Buccaneers where he was a national scout with specific emphasis on the western region, a position he was elevated to in 2006. Prior to joining Tampa Bay, he served 13 years with the San Francisco 49ers. Abrams spent his first two seasons (1992-93) with the 49ers as a scouting assistant before spending the next seven seasons (1994-00) as a regional scout. He later spent four years (2001-04) as a national scout for the 49ers.

A 1987 graduate of Kent State, Abrams served as a graduate assistant at UNLV (1988), Purdue (1989-90) and Ohio State (1991). He served as a linebackers coaching assistant at all three schools. Born in Warren, Ohio, Abrams attended McAteer High School in San Francisco before attending City College of San Francisco (1981-82). He later transferred to Kent State (1983-87), where he played free safety and earned a bachelor's degree in physical education.

Abrams and his wife, Penny, reside in Thousand Oaks, California, with their sons Aleksandr James and Sedrick Jameson.

## BILL DEKRAKER

Northeast Area Scout



Bill Dekraker enters his seventh season as a scout with the Dallas Cowboys and third as the northeast scout, having scouted the midwest area for the club from 2008-11. He is in his 19th year overall in the NFL after eight seasons as a scout with the Arizona Cardinals. In Arizona he scouted both the east region of the country and the west coast. Prior to joining the Cardinals, he spent three seasons as a scout for the Carolina Panthers where he worked on draft preparation, attended workouts and updated a new pro personnel computer program.

He worked at Indiana University as a recruiting assistant where he organized recruiting visits and worked with professional scouts before joining the Panthers.

He began his NFL career in the Redskins scouting department from 1995-97. His responsibilities included reviewing videos of draft prospects, charting plays during games, assisting with film breakdown and coordinating training camp.

Dekraker graduated from Old Dominion in 1995 with a degree in sports management. He worked with the Hampton Road Sharks minor league football team, the NHL's Washington Capitals and in promotions for the Bowie Baysox, a minor league affiliate of the Baltimore Orioles. He also coached football at Catholic High School in Virginia Beach, Va.

He resides in Warrenton, Va., with his wife, Mariela, and their sons, William and Tyler.

## SAM GARZA

Southwest Area Scout



After nine years in the coaching realm, Sam Garza entered the personnel arena as a pro scout with the Cowboys in 2005. In 2008 he moved over to the col-

lege scouting department, serving as the southwest area scout (2008-09), west coast scout (2010-11) and then back to southwest scout in 2012. As a pro scout,



he worked closely with then assistant director of pro scouting Brian Gaine, in evaluating players around the NFL and NFL Europe, as well as the Canadian Football League and the Arena Football League.

Garza came to Dallas after serving as the running backs and quarterbacks coach for the Saskatchewan Roughriders of the CFL in 2004. Prior to returning to Canada, he was the quarterbacks coach at the University of Texas – El Paso for four years (2000-03). In 1998 Garza was the receivers coach for Saskatchewan before being promoted to quarterbacks/receivers coach in 1999. He began his coaching career at his alma mater as UTEP's defensive graduate assistant in 1996 before moving to wide receivers coach in 1997.

Garza was selected in the eighth round by the Seattle Seahawks in 1987 as a quarterback, but actually spent the season with the St. Louis Cardinals, seeing action in two games. He then spent seven years playing in the CFL – six with Winnipeg (1989-94) and one with Ottawa (1995).

Collegiately, Garza was one of the most prolific passers in UTEP history where he still ranks second in completions (483) and completion percentage (59.1%) and fourth in attempts (817), passing yards (6,130) and touchdown passes (35).

A native of Corpus Christi, Garza (7/10/65) received his bachelor's degree in kinesiology from UTEP in 1995. He and wife Barbara have three sons, Callen, Shane and Jack, and a daughter, Hailey.

## MITCH LAPOINT

### Southeast Area Scout



Mitch LaPoint joined the Cowboys college scouting department in 2005 and served as the team's west area scout for three seasons before moving to the southeast area in 2008. LaPoint spent the previous seven years (1998-04) working in the Kansas City Chiefs player personnel department. From 2002-04, he served as the club's midwest area scout and football operations coordinator. As part of his operations responsibilities, he coordinated the Chiefs training camp at the University of Wisconsin –

River Falls.

From 1999-01 LaPoint was an assistant in the scouting department, after spending 1998 as an intern.

The Lawrence, Kan., native received his bachelor's degree in sports management from the University of Kansas in 1998. LaPoint, born Feb. 25, 1976, and his wife, Jenny, have a son, John, and reside in Tulsa, Okla.

## KEVIN SIMON

### Midwest Area Scout



Kevin Simon joined the Cowboys Scouting Department in February, 2009 as a scout administered by the National Scouting Combine. He was moved to midwest area scout in 2012.

Prior to joining the Cowboys, Simon finished his second season as a graduate assistant/linebackers coach at his alma mater, the University of Tennessee.

In 2006, Simon was drafted in the seventh round (252nd overall) by the Washington Redskins.

Simon played linebacker at the University of Tennessee and was named All-SEC in 2003 and 2005. He graduated with a bachelor's degree in psy-

chology in 2005 and earned a master's degree in kinesiology with a concentration in sport psychology from the University of Tennessee in 2014.

Simon attended De La Salle Catholic High School in Concord, CA from 1997-01. He was a part of the school's national record 151-game winning streak that stretched from 1992-04. He was also a part of two national championship teams as voted by *USA Today* in 1997 and 2000. Simon was a *USA Today* All-America and Rivals National Defensive Player of the Year in 2000.

Simon (6/12/83), and his wife, Heather, have four children, Taneisha, Tamia, Kenneth and Bryson.

## JUDD GARRETT

Director of Pro Scouting



Judd Garrett was added to the Cowboys scouting department in the spring of 2008 as the director of pro scouting. Garrett has spent the past 18 years in various roles in the NFL. He works closely with Will McClay, the assistant director of player personnel, and is in charge of evaluating players and rosters from the NFL and other professional football teams. Garrett is also responsible for advance scouting, free agency preparation and tracking player movements within the league.

Prior to arriving in Dallas, Garrett spent two years (2006-07) as the tight ends coach with the St. Louis Rams. From 2000-05 he worked for the Miami Dolphins in a variety of capacities, but mainly as an offensive assistant. He served as the offensive quality control coach for the Dolphins from 2001-05, but concentrated on quarterbacks in 2003 and wide receivers in 2004. In 2001 he was an offensive assistant with Miami.

Garrett made his NFL coaching debut in 1997 with the New Orleans Saints as an offensive assistant. He spent three seasons with the Saints.

He coached one season (1996) at University School in Chagrin Falls, Ohio as an assistant coach.

Garrett played running back at Princeton from 1987-89, earning Ivy League Player of the Year and Division I-AA All-America honors as a senior. He was selected in the 12th round of the 1990 NFL Draft by

the Philadelphia Eagles but was released and worked as an assistant coach at Princeton for the 1990 season.

Garrett spent two seasons, 1991-92, with the London Monarchs of the World League of American Football, where, in his first season, he led the league in receptions (71) and was an All-League pick at running back. His 71 receptions stood as a league record until 2000. In 1993 Garrett made the Dallas Cowboys practice squad before playing two years in the Canadian Football League with the Las Vegas Posse in 1994 and the San Antonio Texans in 1995.

Garrett continues the family tradition of football in the Cowboys organization, joining his older brothers, John and Jason, as part of the Cowboys organization in 2008. John is now the wide receivers coach in Tampa Bay, and Jason is the club's head coach after serving four seasons as the assistant head coach/offensive coordinator. Jim, his third brother, is the offensive coordinator for University School, a prep school in Ohio. His father, Jim, retired after the 2003 season with more than 30 years as an NFL assistant and scout, and 21 of those years as a member of the Dallas Cowboys scouting department.

Judd Garrett has two sons, Calvin and Campbell, and two daughters, Frances and Kassity.

## HENRY SROKA

Pro Scout



Henry Sroka joined the Cowboys in 1999 after 18 years as a college coach and served as their southwest area scout for the 2006-07 seasons before moving to the west area scout in 2008-09 and pro scout in 2010. In 2003 he became the club's midwest area scout after four years of working for Dallas as a scout administered by the BLESTO Scouting Combine. Sroka first gained NFL experience during a coaching fellowship with the Detroit Lions during training camps in 1991-94.

Prior to joining the Cowboys, Sroka spent the 1998 season as defensive backs coach at the University of Redlands. From 1988-97 he coached running backs under former Dallas scout Jim Hess at New Mexico State University and was part of the school's first winning season in 14 years when the team posted

a 6-5 mark in 1992. Prior to that, Sroka was the strength and conditioning coach, kicking coach and defensive backs coach at Wichita State University from 1985-87. He served as a graduate assistant coach at Arizona State from 1981-85, where he worked with the Sun Devils kickers and running backs.


Sroka graduated from St. Mary's College in California in 1978 and went on to earn a master's degree from Arizona State. He was a running back and kicker for St. Mary's, where he was awarded the Albert Rahill Award for team loyalty. Prior to playing for St. Mary's, Sroka was a running back and kicker for the College of San Mateo.

He was born in Mexico City, Mexico. Sroka and his wife, Linn, are the parents of a daughter, Maria del Pilar, and sons, Dominic and Mikael.



## ALEX LOOMIS

Pro Scout



Alex Loomis joined the Dallas Cowboys scouting department in July 2009 as the club's pro scouting intern. He became the pro scouting assistant leading up to the 2011 season and a pro scout in 2012. In his current role, Loomis assists the team in tracking league transactions, developing Dallas opponents' advanced scouting reports and evaluating league free agents. He is also charged with managing league depth charts and updating the NFL player

database. He will continue in his role assisting with the NFL combine and college draft.

Loomis spent nine summers (2000-09) with the New Orleans Saints, seven as an operations intern and the final three as a scouting intern.

He graduated from Louisiana State University with a degree in business management. Loomis and his wife, Amanda, were married in 2011 and reside in Lewisville.

## JUSTIN STUCKY

Combine Scout



Justin Stucky joined the Cowboys scouting department as the club's college scouting intern in July 2009, was a college scouting assistant in 2011 and became the team's combine scout in May 2012. In his current role, Stucky covers the midwest region, compiling and generating draft prospect scouting information for National Football Scouts, Inc. During the fall, he continues his role in tracking and evaluating college

prospects that are returning and will be eligible for the upcoming draft. He will also continue to assist with on-field workouts at the NFL Combine.

Stucky graduated from Kansas with a degree in sports management and a minor in business, where he was a freshman walk-on safety.

Stucky and his fiancée, Katie Barnes, reside in Dallas with their dog, Mculley.

## RICH BEHM

Scouting Video Coordinator



Rich Behm joined the Dallas Cowboys as a video assistant in 2002 and was responsible for shooting team practices and games. In 2004 he moved to the scouting department where he was responsible for compiling college regular season games, bowl games and all-star game video as well as NFL combine video and creating point of attack cutups for draft meetings. Behm also assists the scouts on the road, coordinating their digital video needs. He is also responsible for

evaluating both college and pro players.

Prior to joining the Cowboys, Behm worked in hotel management while attending the University of Texas at Arlington.

Rich and his wife, Michelle, have two sons, Taylor and Peyton, and two daughters, Kendall and Brooklyn. Behm's brother, Chris, works for Blue Star Media, the club's television and radio broadcast department.

## ROSS WUENSCHÉ (WIN-she)

### Scouting Assistant



Ross Wuensché (WIN-she) became a full time scouting assistant in 2013 after spending the 2012 season as an intern in the personnel department. In his role as a scouting assistant, Wuensché assists scouts while they are on the road and inputs college film into the club's database while also evaluating collegiate talent. He is also responsible for making college player cut ups for the team's spring draft meet-

ings and handles some of the club's advanced scouting of upcoming opponents.

Prior to joining the Cowboys, Wuensché worked in the equipment room for the Texas A&M football team. He graduated from A&M with a degree in sports management and a minor in business. Wuensché resides in The Colony, Texas.

## JIM MAURER

### Head Athletic Trainer



Jim Maurer begins his 25th season as a Dallas Cowboys athletic trainer, serving the last 19 years as the club's head athletic trainer.

Maurer took over responsibility of the athletic training department in 1996 after serving as an assistant athletic trainer in Dallas for six years. He served as a graduate assistant with the Cowboys for two seasons prior to being hired full time in 1990.

Maurer was elected to the Professional Football Athletic Trainers Society (PFATS) Executive Board as the NFC head athletic trainer representative in 1999. He was re-elected to the same position for a fourth term in 2007 and held the position until 2010. Following the 2002 season, Maurer and his staff were recognized as

the NFL Athletic Training Staff of the Year by their peers. Named in honor of Ed Block – a former Baltimore Colts head athletic trainer – the award is given annually to the athletic training staff that exemplifies courage, compassion, commitment and community.

A Dallas native (3/8/65), Maurer earned a degree in physical education in 1988 from Southern Methodist University, where he worked with the football and swim teams.

Maurer worked as a summer assistant with the Kansas City Chiefs in 1987, after spending the summer of 1986 with the Cowboys in the same capacity.

Maurer and his wife, Rosanne, live in Irving and have two sons, Nicholas and Benjamin.

## BRITT BROWN

### Associate Athletic Trainer Director of Rehabilitation



Britt Brown is in his 23rd year as an athletic trainer in the NFL and his 19th as a member of the Cowboys athletic training staff. Brown supervises the Cowboys medical rehabilitation program and assists with treatment programs.

In 2013 Brown helped aid the recovery of Barry Church, who tore his Achilles early in the 2012 season. The free safety returned to full health in 2013 to start all 16 games for the first time in his career and led the team in tackles with a career-high 147 stops



while being named the team's 2013 Ed Block Courage Award winner.

One of Brown's biggest charges came before the 2012 season started as Jason Witten suffered a spleen injury in the preseason. Brown's work in Witten's rehab process allowed the perennial Pro Bowler to return in time to start the season, play all 16 games and earn his eighth trip to the Pro Bowl. For his work in 2012, Brown was named the 2012 NFC Assistant Athletic Trainer of the Year.

Prior to coming to Dallas, Brown spent four years (1992-95) with the Miami Dolphins as an assistant athletic trainer. Brown currently serves as the Program Coordinator for the NFL/Professional Football Athletic Trainers Society (PFATS) Ethnic Minority Scholarship. Following the 2002 season, Brown and the Cowboys athletic training staff were recognized as the NFL Athletic Training Staff of the Year by their peers. Named in honor of Ed Block – a former Baltimore Colts head athletic trainer – the

award is given annually to the athletic training staff that exemplifies courage, compassion, commitment and community.

Before joining the Dolphins, Brown was the head basketball athletic trainer and assistant football athletic trainer at Southern Methodist University from 1989-92, where he also coordinated travel for the Mustangs basketball team. While earning a degree in secondary education/biology with an emphasis in athletic training (1982-87) and a master's degree in physical education/exercise physiology (1988-89) from Texas Christian University, he worked with the Horned Frogs football and baseball teams as a student athletic trainer. Brown worked as a part-time assistant athletic trainer for the Cowboys in 1986 and 1987 while attending TCU.

A native of Lampasas, Texas (7/6/64), the fastest growing county in Texas, Brown and his wife, Laura, live in Double Oak, Texas, with their son, Chase, and daughters, Sydney and Payton.

## GREG GAITHER

Assistant Athletic Trainer



Greg Gaither enters his 14th season as a full-time member of the Cowboys athletic training staff after originally serving a two-year stint with the club as a graduate assistant (1997-98). He assists with coordinating player rehabilitation and treatment programs while overseeing all medical records.

Following the 2002 season, Gaither and the rest of the Cowboys athletic training staff were recognized as the NFL Athletic Training Staff of the Year by their peers. Named in honor of Ed Block – a former Baltimore Colts head athletic trainer – the award is given annually to the athletic training staff that exemplifies courage, compassion, commitment and community.

Gaither returned to the Cowboys after two years on the athletic training staff at Kansas State University. He originally joined the Wildcats in the summer of 1999 as a graduate assistant working in both football and baseball. In 2000 he was promoted to a full-time role as assistant athletic trainer.

A native of Dallas (10/22/73), Gaither graduated from Southern Methodist University with a bachelor's degree, and received his master's degree from Kansas State University. Gaither and his wife, Leah, reside in Dallas with their son, Grayson and daughter Haley.

## HANSON YANG

Assistant Athletic Trainer  
Physical Therapist



Hanson Yang enters his third season with the Dallas Cowboys athletic training department as an assistant athletic trainer and physical therapist. In his role, Yang will continue to assist the athletic training staff with their day-to-day responsibilities as well as work with director of rehabilitation Britt Brown in the rehab process of injured players.

Yang arrived in Dallas after spending six years working at the University of Texas at Austin, first as a student athletic trainer for the football, men's basketball, tennis, swimming and rugby teams (2002-06) then as a physical therapy aid and athletic train-

er for the school's student health services. He continued his work in the field of physical therapy and rehabilitation at Health South Rehabilitation Hospital in Wichita Falls, Texas, Methodist Hospital in Houston, Texas, The Institute for Sports and Spine Rehab in Plano, Texas and at Elite Sports Medicine in Waco, Texas.

Yang received his degree in athletic training from the University of Texas then his master's in Kinesiology from the University of Nevada, Las Vegas. He earned his doctorate in physical therapy from Texas Tech in 2012.

# ROBERT BLACKWELL

Video Director



Robert Blackwell is in his 34th year in the Cowboys video department, and his 26th as the team's Director of Coaching Video. Blackwell is responsible for acquisition and maintenance of the club's vast digital video library of NFL and college games. He is also in charge of generating video and stats scouting reports on upcoming opponents for the coaching staff. Blackwell is responsible for the input of Dallas Cowboys game video and its conversion to iPads for coaches and players to review immediately after games. Since 1988, Blackwell has served as the Dallas Cowboys representative at the NFL Draft.

A native of Garland, Texas (12/1/50), Blackwell earned his degree in communications from Stephen F. Austin State University, and later shot game films for Southern Methodist University's football and basketball programs (1979-84).

He and wife Diana live in Coppell, Texas. They have two children, Nate, who is the wide receivers coach for Coppell High School, and Lora, who is a freshman at Stephen F. Austin State University and is a member of the LadyJacks softball team.

# STEPHEN GAGLIARDINO

Assistant Video Director



Stephen Gagliardino became the club's assistant video director in the spring of 2003 after spending the 2002 season as the department's graduate assistant. He is responsible for shooting team practices and games, as well as logging and digitizing game files for the coaching staff.

Gagliardino joined the Cowboys after spending the 2001-02 seasons in NFL Europe, where he handled the coaching video for the Scottish Claymores. He began his NFL career in 1995 as a ball boy with

the Philadelphia Eagles when he was 16 years old, working training camp and game days at Veterans Stadium. He did that for four seasons before moving over to the Eagles video department in 1999, where he worked full time as an intern for three seasons (1999-2001) while finishing college and working in NFL Europe.

A native of Newark, Del., Gagliardino (11/10/78) graduated with a bachelor's degree in communications.



## SAM CROMLEY

Assistant Video Director



Sam Cromley enters his seventh season with the Dallas Cowboys and fourth as one of the team's assistant video directors. His job duties include filming team practices and games, as well as logging and digitizing game films for the coaching staff. Cromley originally joined the organization in 2008 as a video assistant where he worked with both the Cowboys and the former Dallas Desperados of the Arena Football League where he was the team's video director for its final season.

He previously served as the assistant video coordinator at Texas Christian University from 2004-07 where he filmed for the Horned Frogs football team. Cromley was awarded Video Coordinator(s) of the Year for the Mountain West Conference along with

Director Mike Martin during the 2006-07 season. Prior to TCU, Cromley was a student video assistant at Texas State University in 2001 and a student video assistant for the University of Houston from 1997-99 where he filmed football, men's and women's basketball, track and field and swimming while being named MVP of the video department in 1999.

Born in Taipei, Taiwan, Cromley (2/5/79) was raised in San Antonio, Texas before graduating with a bachelor's degree in mass communications from Texas State University and a master's degree in liberal arts from TCU. Cromley and his wife Bettina, live in Grand Prairie, Texas with their son Jaxon, and dog, Tiago.

## MIKE McCORD

Equipment Director



Mike McCord is now in his 26th season with the Cowboys, his 23rd in the equipment department and his 20th heading up the department.

McCord originally joined the Cowboys in 1989 as the assistant ticket manager, spending two years in that capacity before moving to the football operations department in 1991. Before coming to Dallas, McCord spent two-and-a-half years with the University of Texas athletic department, one-and-a-half years as

a part-time student assistant before receiving his B.B.A. and then one year as a full-time intern.

A native of Clovis, N.M. (11/6/64), McCord graduated from Roosevelt High School in San Antonio, Texas, and spent two years attending Southwest Texas State before transferring to the University of Texas. He and his wife, Jan, live in Flower Mound, Texas, with their daughter, Megan, and son, Brock.

# BUCKY BUCHANAN

## Equipment Manager



William Andrew "Bucky" Buchanan begins his 21st year as the Cowboys equipment manager. Buchanan officially joined the Cowboys in 1994 after spending many weekends and summers in the equipment room helping his father, "Buck" Buchanan, the Cowboys equipment manager from 1973-93.

Before coming to the Cowboys, Buchanan spent one-and-a-half years with Willis Medical in

Richardson, Texas, and 10 years with the Skaggs Alpha Beta grocery store chain.

A native of Plano, Texas, Buchanan (6/9/61) graduated from Plano High School. He has two sons – Thomas II and Brett. He and his wife, Deb, now reside in Highland Village, Texas, with four step children, Jacob, Samantha, William and Cameron Dean.





# PLAYERS



# DAN BAILEY

## 5 • Kicker


6-0 • 195 • 1/26/88

Oklahoma State • FA for '11

NFL: 4th Year • Cowboys: 4th Year

Games/Starts: 2013-16/0; Career-48/0

Postseason: 2013-0/0; Career-0/0



**PRO:** Dan Bailey signed with Dallas as an undrafted free agent just prior to training camp in 2011 to provide competition at place kicker. He became one-of-three undrafted free agents to make the club out of training camp that season and went on to have one of the best kicking seasons in franchise and league history by a rookie. While finishing the season 32-of-37 (86.5%) on field goals and perfect on all 39 PAT tries, Bailey was named to the Pro Football Writers of America All-Rookie Team, set a club rookie record for most field goals made in a season (32), tied Chris Boniol for the second-most consecutive field goals made (26) and set a club rookie game record for field goals made (six). His second pro season was much of the same as he missed just two field goals all season - both from 50-plus yards - while also tying for third in a season in club history with three field goals made of 50-or-more yards. His 93.5 (29-of-31) field goal percentage in 2012 was second in a season in club history while his 29 made tied for fourth. Bailey was again a model of consistency and near perfection in 2013, finishing the year 28-of-30 (93.3 - third in a season in team history) on field goals and perfect on all 47 PAT tries. He also set the single-season club mark for 50-yard field goals (six) and has the most in a career in Cowboys history (11). For his work in 2013, Bailey was rewarded with a seven-year contract extension. For his career, Bailey is 89-of-98 (90.8) on field goals and perfect on all 123 PATs. Not only limited to putting the ball through the uprights, Bailey is a consistent kickoff man, registering 106 touchbacks on 237 kickoffs through three seasons.

### TRANSACTION SUMMARY:

**1/23/14:** Signed a seven-year contract as an unrestricted free agent with Dallas through 2020.

**7/28/11:** Signed with Dallas as a rookie free agent.

### 2013:

- Finished the season making 28-of-30 (93.3%) field goals and all 47 PATs for 131 points while forcing 52 touchbacks on 91 kickoffs. His 28 field goals made tied for sixth in team history, and he made his last 21 straight.
- Set the single-season club mark for 50+ yard field goals (six) and has the most in a career in club history (11), converting two in a single game three times on the season.
- Opened the season against the N.Y. Giants (9/8) three-of-three on field goals, true on three PATs and seven touchbacks on eight kickoffs.
- At Kansas City (9/15) made all three field goals, two from 50-plus including a career-long 53-yarder, to give him 67 career field goals made. Passed Nick Folk and Toni Fritsch (64) for fifth in field goals in team history. Also extended his streak of consecutive field goals made to 20.
- Went one-of-two, missing his first career field goal from 30-39 yards (35) against St. Louis (9/22).
- For the second time this season, was good from 50 yards twice (53) and hit a 44-yarder at Detroit (10/27). His two games with two 50-plus yard field goals are the most in a career in team history and his nine career 50-yard field goals are the most. Now has 75 career field goals to tie Richie Cunningham for third in squad history. His three PATs on the day gave him 100 to tie Billy Cundiff for eighth in team history.
- Moved into third in team history with 77 field goals made after hitting two (41 and 44) against Minnesota (11/3). Also took sole possession of eighth with 103 PATs, making three in the game.
- Against Green Bay (12/15) went five-of-five on field goals, including two from 50 yards. He has six 50-yarders made this season and 11 for his career - both club records. It was also his third career game with multiple 50-yard field goals, one of eight players since 2000 to accomplish the feat. He has all three this season, the only one of the eight to do it in a single season. Also had nine touchbacks on nine kickoffs.
- Closed out the season against Philadelphia (12/29) with three field goals (44, 43 and 36) yards for 21 straight field goals made and one PAT. His 47 PATs made on the season tied for eighth in team history.

### 2012:

- Finished his second pro season second in team record books with a 93.5 (29-of-31) field goal percentage tied for second in the league in 2012 - while tying for fourth with 29 field goals made - tied for eighth in the NFL in 2012.
- Opened the season at the N.Y. Giants (9/5) with a 33-yard field goal and true on three PAT tries.
- Hit all three field goal tries (32, 26 and 22) and his lone PAT try in the home-opening win over Tampa Bay (9/23).
- Went three-of-four on field goals at Baltimore (10/14), hitting from 42, 43 and 34 yards as his miss came from 51 yards and was the potential game-winner.
- At Carolina (10/21) was true on all four field goal tries and his lone PAT.
- Tied his then career long with a 51-yard field goal and was true on all three PAT tries against the N.Y. Giants (10/28).
- Connected on one field goal try (30 yards) and a career-high tying five PATs in the win at Philadelphia (11/11).
- Hit both PATs and all three field goals, including a 32-yarder with 0:02 left in regulation to force overtime and a 38-yard game-winner in the extra period against Cleveland (11/18). His game-winner was the fifth of his career, the second-most by a Cowboy behind Rafael Septien's seven.

### LEGEND



Team Logo -  
Pro Bowl



Super Bowl Trophy -  
Super Bowl Appearance



- On Thanksgiving Day against Washington (11/22), again hit all three field goal tries, including a then career-high tying 51-yarder. It was his 10th career game with three field goals made to tie Boniol for the third-most games with three-or-more field goals made in team history.
- Tied his career-high with five PATs and hit his only field goal try (39 yards) against Philadelphia (12/2).
- Hit a 40-yard field goal as time expired to give Dallas the 20-19 win at Cincinnati (12/9). It was his second game-winner of the season, sixth of his career. Was also true on a 37-yarder earlier in the game.
- Hit both field goals (50 and 21 yards) with the 21-yarder coming with 13:36 remaining in overtime to beat Pittsburgh (12/26). It was his third game-winning kick of the season and seventh of his career to tie Septien for the most in team history.
- Converted his only field goal try - 47 yards - in the overtime loss to New Orleans (12/23).
- Was again true on his lone attempt from 48 yards in the season finale at Washington (12/30).

#### 2011:

- Finished the season 32-of-37 on field goal tries for the second-best field goal percentage by a rookie in franchise history (86.5). Also had a club rookie record for most field goals made in a season (32), longest streak of field goals by a rookie in team and NFL history (26) and most field goals made by a rookie in a single game in team history (six).
- Named to the Pro Football Writers of America All-Rookie Team.
- Made his NFL debut and connected on his lone field goal try (34 yards) and all three PATs at the N.Y. Jets (9/11).
- In the overtime win at San Francisco (9/18), was two-of-three on field goals, including a 48-yarder to send the game into overtime and the 19-yard game-winning field goal.
- Named NFC Special Teams Player of the Week following the home-opening win over Washington (9/26) after establishing a club rookie record and tying a league rookie record with six field goals made. His final try was a 40-yarder that gave Dallas an 18-16 advantage with 1:47 remaining.
- Handled all kicking duties against Detroit (10/2) and was three-of-three on field goals and PATs. Had touchbacks on three-of-five kickoffs.
- Improved his streak of field goals made to 16 with two made against St. Louis (10/23). Tied Nick Folk for the fourth-longest streak in franchise history. Was also true on his first career 50-yard attempt (51).
- Took over punting duties in the second half of the game at Philadelphia (10/30) with Mat McBriar (foot) sidelined and punted twice for a gross of 39.5 and net of 37.0 to go with a PAT.
- Made all three field goal tries to up his streak to 19 straight and pass Folk (16) and Richie Cunningham (18) for the third-longest streak in club history against Seattle (11/6).
- Added three more without a miss in the win over Buffalo (11/13) and was true on a career-high five PAT tries.
- Made his third game-winning field goal with a 39-yarder in the overtime win at Washington (11/20).
- Connected on a 28-yard field goal as time expired to give the Cowboys the win on Thanksgiving Day against Miami (11/24). Made two field goals to up his streak to 26 to tie Boniol (1995) for the second-longest streak in club history. It was his fourth game-winning field goal of the season - a league rookie record.
- Had his streak of consecutive field goals made snapped at 26 after missing his first attempt from 53 yards at Arizona (12/4). Finished two-of-four on the day, converting from 50 and 37 yards out and missing from 53 and 49.
- Suffered his first career blocked kick against the N.Y. Giants (12/11) on a 47-yard attempt. Finished two-of-three (good from 49 yards twice). His 31 field goals made on the season tied for fourth in a rookie season in league history.
- Made his only kick, a PAT, against Philadelphia (12/24) then was true on two PATs with one missed 52-yard field goal in the season finale at the N.Y. Giants (1/1/12).

#### COLLEGE:

- Finished his final campaign with a team-best 149 points, splitting the uprights on 68-of-70 PATs and 27-of-31 field goals.
- Was a Lou Groza Award and All-America candidate.
- Had a streak of 182 PATs made snapped with a block at Texas.
- As a junior, converted all 46 PAT attempts and was true on 13-of-18 field goal tries, including a 51-yarder.
- Finished fifth among Big 12 kickers with 85 points.
- Finished second on the team - to current Cowboys teammate Dez Bryant - and fifth in the Big 12 with 110 points, converting 15-of-19 field goal attempts (78.9%) and was perfect on all 65 PAT tries as a sophomore.
- Had a string of 10 straight field goal conversions snapped in the Holiday Bowl.
- His 78.9 field goal conversion percentage was good for second in the Big 12.
- As a true freshman, converted all 20 PAT tries and two-of-four field goals.

#### PERSONAL:

- Was an all-state and all-conference kicker and first-team all-city punter selected by *The Oklahoman* at Southwest Covenant High School in Mustang, Okla.
- Had 51 touchbacks on 61 kickoffs as a senior and holds the school's record for longest field goal (50 yards), most field goals in a season (seven) and career (14).
- Was an individual state champion golfer.
- Earned his degree in business management from Oklahoma State.
- Married to Krista.

#### COMMUNITY:

- 2011 Rookie Club presented by UnitedHealthcare.
- 2012-14 Dallas Cowboys Draft Day/Fan Appreciation Party.
- 2012 "Dallas" TV Show Premiere attendee.
- 2012-14 Dallas Cowboys U High School Camp.
- 2013 Salvation Army Oklahoma Disaster Relief Phone Bank.
- Annual Team Holiday Hospital Visits.
- Kick Off Luncheon and Dallas Cowboys Family Cookbook benefiting Happy Hill Farm.
- Make-A-Wish Foundation of North Texas.
- Salvation Army Angel Tree Christmas Program.
- 2014 Junior League of Dallas.
- 2014 Community Volunteer Fair with United Healthcare.

### BAILEY'S COWBOYS TOTALS

Year Team	GP-GS	SCORING											
		FGM	FGA	Pct	Long	Bk	XP	XPA	Pct	Bk	Points		
2011 Dallas	16-0	32	37	86.5	51	1	39	39	100.0	0	135		
2012 Dallas	16-0	29	31	93.5	51	0	37	37	100.0	0	124		
2013 Dallas	16-0	28	30	93.3	53	0	47	47	100.0	0	131		
<b>Totals</b>	<b>48-0</b>	<b>89</b>	<b>98</b>	<b>90.8</b>	<b>53</b>	<b>1</b>	<b>123</b>	<b>123</b>	<b>100.0</b>	<b>0</b>	<b>390</b>		
		FIELD GOAL ACCURACY											
Year		10-19	Pct	20-29	Pct	30-39	Pct	40-49	Pct	50+	Pct		
2011 Dallas		1-1	100.0	8-9	88.9	11-11	100.0	10-12	83.3	2-4	50.0		
2012 Dallas		1-1	0.0	5-5	100.0	13-13	100.0	7-7	100.0	3-5	60.0		
2013 Dallas		2-2	100.0	2-2	100.0	8-9	88.9	10-10	100.0	6-7	85.7		
<b>Totals</b>		<b>4-4</b>	<b>100.0</b>	<b>15-16</b>	<b>93.8</b>	<b>32-33</b>	<b>97.0</b>	<b>27-29</b>	<b>93.1</b>	<b>11-16</b>	<b>68.8</b>		
		KICKOFFS				SPECIAL TEAMS TACKLES							
Year Team		No	Yds	Avg	TB	Solo	Ast	Tot	FF	FR	BP	BFG	BX
2011 Dallas		67	4,340	64.8	24	2	2	-	4	0	0	0	0
2012 Dallas		79	5,123	64.8	30	2	1	-	3	0	0	0	0
2013 Dallas		91	5,873	64.5	52	2	1	-	3	0	0	0	0
<b>Totals</b>		<b>237</b>	<b>15,336</b>	<b>64.7</b>	<b>106</b>	<b>6</b>	<b>4</b>	<b>-</b>	<b>10</b>	<b>0</b>	<b>0</b>	<b>0</b>	<b>0</b>

#### SINGLE-GAME HIGHS

**Long Field Goal** – 53 at Kansas City, 9/15/13  
**Field Goals Made** – 6 vs. Washington, 9/26/11  
**Field Goals Attempted** – 6 vs. Washington, 9/26/11  
**PATs Made** – 5 vs. Buffalo, 11/13/11, at Philadelphia, 11/11/12 and vs. Philadelphia, 12/2/12

#### ADDITIONAL STATISTICS

**Punts** – 2011 (2 for 79, 39.5 avg., 37.0 net).

### BAILEY'S CAREER GAME-BY-GAME FIELD GOALS

Game	2011 (Dallas)										Total
	10-19	20-29	30-39		40-49		50+				
L-@ NYJ 9/11	0-0	0-0	1-1	(34)	0-0	0-0	0-0			1-1	
W-@ SF 9/18	1-1	(19) 0-1	(21M) 0-0		1-1	(48) 0-0	0-0			2-3	
W-Was 9/26	0-0	2-2	(27,23) 1-1	(32)	3-3	(41,41,40) 0-0	0-0			6-6	
L-Det 10/2	0-0	1-1	(23) 1-1	(35)	1-1	(41) 0-0	0-0			3-3	
L-@ NE 10/16	0-0	2-2	(22,26) 0-0		1-1	(48) 0-0	0-0			3-3	
W-SIL 10/23	0-0	0-0	1-1	(30)	0-0	1-1	1-1	(51)		2-2	
L-@ Phi 10/31											
W-Sea 11/6	0-0	2-2	(20,20) 0-0		1-1	(42) 0-0	0-0			3-3	
W-Buf 11/13	0-0	0-0	2-2	(36,31)	1-1	(45) 0-0	0-0			3-3	
W-@ Was 11/20	0-0	0-0	2-2	(37,39)	0-0	0-0	0-0			2-2	
W-Mia 11/24	0-0	1-1	(28) 1-1	(32)	0-0	0-0	0-0			2-2	
L-@ Ari 12/4	0-0	0-0	1-1	(37)	0-1	(49M) 1-2	(53M,50)			2-4	
L-NYG 12/11	0-0	0-0	0-0		2-3	(49,49,47B) 0-0	0-0			2-3	
W-@ TB 12/17	0-0	0-0	1-1	(30)	0-0	0-0	0-0			1-1	
L-Phi 12/24											
L-@ NYG 1/1/12	0-0	0-0	0-0		0-0	0-1	(52M)			0-1	
<b>Totals</b>	<b>1-1</b>	<b>8-9</b>	<b>11-11</b>		<b>10-12</b>	<b>2-4</b>				<b>32-37</b>	
		2012 (Dallas)									
Game	10-19	20-29	30-39		40-49		50+			Total	
W-@ NYG 9/5	0-0	0-0	1-1	(33)	0-0	0-0	0-0			1-1	
L-@ Sea 9/16											
W-TB 9/23	0-0	2-2	(26,22) 1-1	(32)	0-0	0-0	0-0			3-3	
L-CHI 10/1	0-0	0-0	1-1	(39)	0-0	0-0	0-0			1-1	
L-@ Bal 10/14	0-0	0-0	1-1	(34)	2-2	(42,43) 0-1	(51M)			3-4	
W-@ Car 10/21	1-1	1-1	(28) 1-1	(38)	1-1	(49) 0-0	0-0			4-4	
L-NYG 10/28	0-0	0-0	0-0		0-0	1-1	(51)			1-1	
L-@ All 11/4	0-0	1-1	(23) 1-1	(32)	0-0	0-1	(54M)			2-3	
W-@ Phi 11/11	0-0	0-0	1-1	(30)	0-0	0-0	0-0			1-1	
W-CLE 11/18	0-0	0-0	2-2	(30,33)	1-1	(44) 0-0	0-0			3-3	
L-WAS 11/22	0-0	0-0	2-2	(30,33)	0-0	1-1	(51)			3-3	
W-PHI 12/2	0-0	0-0	1-1	(39)	0-0	0-0	0-0			1-1	
W-@ Cin 12/9	0-0	0-0	1-1	(37)	1-1	(40) 0-0	0-0			2-2	
W-PIT 12/16	0-0	1-1	(21) 0-0		0-0	1-1	(50)			2-2	
L-NO 12/23	0-0	0-0	0-0		1-1	(47) 0-0	0-0			1-1	
L-@ Was 12/30	0-0	0-0	0-0		1-1	(58) 0-0	0-0			1-1	
<b>Totals</b>	<b>1-1</b>	<b>5-5</b>	<b>13-13</b>		<b>7-7</b>	<b>3-5</b>				<b>29-31</b>	
		2013 (Dallas)									
Game	10-19	20-29	30-39		40-49		50+			Total	
W-NYG 9/8	0-0	0-0	2-2	(30,38)	1-1	(45) 0-0	0-0			3-3	
L-@ KC 9/15	0-0	0-0	1-1	(30)	0-0	2-2	(51,53)			3-3	
W-SIL 9/22	1-1	(19) 0-0	0-1	(35M)	0-0	0-0	0-0			1-2	
L-@SD 9/29	0-0	0-0	0-0		0-0	0-1	(56M)			0-1	



**BAILEY'S CAREER GAME-BY-GAME, CONT.**  
2013 (Dallas), cont.

Game	10-19	20-29	30-39	40-49	50+	Total
L-Den 10/6	0-0	0-0	0-0	2-2 (43,48)	0-0	2-2
W-Was 10/13	0-0	0-0	0-0 (30)	0-0	0-0	1-1
W-@ Phi 10/20	0-0	0-0	1-1 (38)	0-0	0-0	1-1
L-@ Det 10/27	0-0	0-0	0-0	1-1 (44)	2-2 (53,53)	3-3
W-Min 11/3	0-0	0-0	0-0	2-2 (41,44)	0-0	2-2
L-@ NO 11/10	0-0	0-0	1-1 (37)	0-0	0-0	1-1
W-@ NYG 11/24	0-0	0-0	1-1 (35)	0-0	0-0	1-1
W-Oak 11/28	1-1 (19)	0-0	0-0	0-0	0-0	1-1
L-@ Chi 12/9						
L-GB 12/15	0-0	1-1 (23)	0-0	2-2 (47,43)	2-2 (50,50)	2-2
W-@ Was 12/22	0-0	1-1 (25)	0-0	0-0	0-0	1-1
L-Phi 12/29	0-0	0-0	1-1 (36)	2-2 (44,43)	0-0	3-3
<b>Totals</b>	<b>2-2</b>	<b>2-2</b>	<b>8-9</b>	<b>10-10</b>	<b>6-7</b>	<b>28-30</b>

# BEN BASS

## 79 • Defensive End


6-5 • 295 • 10/12/89

Texas A&M • FA for '12

NFL: 3rd Year • Cowboys: 3rd Year

Games/Starts: 2013-0/0-IR; Career-2/0

Postseason: 2013-0/0-IR; Career-0/0



**PRO:** Ben Bass signed with Dallas as a rookie free agent following the 2012 NFL Draft, and his work through the preseason impressed coaches enough for him to make the club's practice squad. He worked on his transition to the pro game on Dallas' practice squad until signing to the active roster on Nov. 14. He played in two games as a reserve defensive lineman before an ankle injury put him on Reserve/Injured. He again landed on Reserve/Injured for the 2013 season following a shoulder injury suffered in the preseason. A native of nearby Plano, Texas, Bass played collegiately at Texas A&M and will again attempt to make the roster in 2014.

**TRANSACTION SUMMARY:**

- 9/7/13:** Placed on Reserve/Injured with a shoulder injury.
- 12/1/12:** Placed on Reserve/Injured with an ankle injury.
- 11/14/12:** Signed to Dallas' active roster.
- 8/31/12:** Released and signed to Dallas' practice squad (9/1).
- 5/14/12:** Signed with Dallas as a rookie free agent.

**2013:**

- Was making a big push through preseason for extended playing time in the defensive line rotation but a shoulder injury suffered in practice leading up to the opener landed him on Reserve/Injured.

**2012:**

- Signed with Dallas as an undrafted free agent following the 2012 NFL Draft, went to training camp but was released at the final cut date.
- Immediately signed to Dallas' practice squad where he remained until signing to the active roster on Nov. 14.
- Made his NFL debut as a reserve lineman against Cleveland (11/18) and assisted on his first career tackle.
- Assisted on another tackle the next week against Washington (11/22) before injuring his ankle and landing on IR the following week.

**COLLEGE:**

- Played in 13 games with one start as a senior and tallied 26 tackles, 4.5 tackles for losses, two sacks, two pass breakups and one hurry.
- As a junior appeared in 13 games and posted seven tackles and one sack.
- Was not on the team as a sophomore.
- As a redshirt freshman worked his way into the rotation at tight end and earned two starting nods.
- Redshirted as a true freshman.

**PERSONAL:**

- Earned all-state honors as a senior at Plano, Texas, West High School playing on both the offensive and defensive line.
- Member of Dave Campbell's Texas Football Super Team (second-team offensive lineman).
- Earned his degree in agriculture and life sciences.

**COMMUNITY:**

- 2012 Rookie Club presented by UnitedHealthcare.
- 2012-14 Dallas Cowboys U High School Camp.
- 2012 NFL United Way Hometown Huddle.
- 2013-14 Dallas Cowboys Draft Day/Fan Appreciation Party.
- Salvation Army Angel Tree Christmas Program.
- Annual Team Holiday Hospital Visits.
- Kickoff Luncheon and Dallas Cowboys Family Cookbook benefiting Happy Hill Farm.
- Make-A-Wish Foundation of North Texas.
- 2014 Draft Day Movie Premiere.

## BASS' COWBOYS TOTALS

Year Team	GP-GS	DEFENSE										INTERCEPTIONS				FUMBLES REC				
		ST	AT	TT	Sks-Yds	Tkl/Ls	QB Prs	PBU	FF	No	Yds	Avg	Lg	TD	No	Yds	Avg	Lg	TD	
2012 Dallas	2-0	0	2	-	2	0.0(0)	0(0)	0	0	0	0	0	0	0	0	0	0	0	0	0
2013 Dallas	0-0				RESERVE/INJURED-Shoulder						RESERVE/INJURED				RESERVE/INJURED					
Totals	2-0	0	2	-	2	0.0(0)	0(0)	0	0	0	0	0	0	0	0	0	0	0	0	0

# COLE BEASLEY

## 11 • Wide Receiver

5-8 • 180 • 4/26/89

Southern Methodist • FA for '12

NFL: 3rd Year • Cowboys: 3rd Year

Games/Starts: 2013-14/3; Career-24/3

Postseason: 2013-0/0; Career-0/0



**PRO:** Cole Beasley became the only rookie free agent of 2012 to make Dallas' roster out of training camp after finishing the preseason tied for the team lead with 10 catches and second with 144 yards. Beasley saw time in the regular season as the club's slot receiver and on special teams units, playing in 10 games. As a rookie, Beasley caught 15 passes for 128 yards. He saw more playing time in his second season as he became a valuable asset to the offense in clutch situations, starting the first three games of his career and finishing with 39 catches for 368 yards with two touchdowns, playing in 14 games. Hailing from nearby Little Elm, Texas and prepping collegiately in Dallas at Southern Methodist, Beasley returns in 2014 with a shot as the team's third receiver and another option in the punt return game.

### TRANSACTION SUMMARY:

5/4/12: Signed with Dallas as a rookie free agent.

### 2013:

- Finished his second season with his first three career starts, playing in 14 games and catching 39 passes for 368 yards with two touchdowns and 10 punt returns for 68 yards.
- Made his season debut in the win over St. Louis (9/22) and caught one pass for seven yards and returned the first two punts of his career for 15 yards.
- Had his first career touchdown on a four-yard grab, finishing with four catches for 47 yards and the score against Denver (10/6)
- Earned his first career start as the team opened with three wide outs at Philadelphia (10/20) and caught six passes for 53 yards.
- Had his second career start at Detroit (10/27), finishing with one catch for eight yards.
- Finished the win over Minnesota (11/3) second on the team with 68 yards on six catches.
- Had one catch and returned his first career kickoff 11 yards at New Orleans (11/10).
- Caught two passes for 20 yards with a touchdown at Chicago (12/9) then had three catches for 19 yards and a punt return for seven against Green Bay (12/15).
- Started as the third receiver at Washington (12/22) and caught two passes for 29 yards with a 20-yard catch on fourth-and-one to setup a Dallas field goal, pulling the team within seven.

### 2012:

- Made his NFL debut on offense and special teams at the N.Y. Giants (9/5) but did not record any stats.
- Saw action in the fourth quarter at receiver against Chicago (10/1) and had his first career catches - two for 14 yards.
- Had one catch for eight yards at Atlanta (11/4) and one for three yards in the win at Philadelphia (11/11).
- Added one catch for eight yards against Cleveland (11/18) before finishing third on the team in receptions (seven) and fourth in yards (68) with a career-long 20-yarder on Thanksgiving Day against Washington (11/22).
- Had two catches for 14 yards with one converting a third down on an eventual touchdown drive against Pittsburgh (12/16).

### COLLEGE:

- As a senior, started all 12 games he played and led the team with 86 catches for 1,040 yards (second on the team) and a pair of touchdowns.
- Started all 14 games as a junior and named second-team All-Conference USA with 1,060 yards and six touchdowns on 87 catches - second in a season in school history.
- As a sophomore, played all 12 games with seven starts and was fourth on the squad with 40 catches, 493 yards and three touchdowns.
- Played in 11 games with seven starts as a freshman and finished third on the team with 42 catches for 366 yards and three touchdowns.

### PERSONAL:

- Rushed for 1,184 yards and 12 touchdowns on 157 carries, passed for 1,570 yards and 12 touchdowns and picked off three passes on defense while at Little Elm High School.
- Selected as a district co-MVP.
- Majored in sociology while at SMU.



**COMMUNITY:**

- 2012 Rookie Club presented by UnitedHealthcare.
- 2012-14 Dallas Cowboys U High School Camp.
- Annual Team Holiday Hospital Visits.
- Kickoff Luncheon and Dallas Cowboys Family Cookbook benefiting Happy Hill Farm.
- Make-A-Wish Foundation of North Texas.

**BEASLEY'S COWBOYS TOTALS**

Year Team	GP-GS	RECEIVING					PUNT RETURNS					
		No	Yds	Avg	Long	TD	No	Yds	Avg	FC	Long	TD
2012 Dallas	10-0	15	128	8.8	20	0	0	0	0.0	0	0	0
2013 Dallas	14-3	39	368	9.4	23	2	10	68	6.8	3	14	0
<b>Totals</b>	<b>24-3</b>	<b>54</b>	<b>496</b>	<b>9.2</b>	<b>23</b>	<b>2</b>	<b>10</b>	<b>68</b>	<b>6.8</b>	<b>3</b>	<b>14</b>	<b>0</b>

**ADDITIONAL STATISTICS**

Kickoff Returns – 2013 (1 for 11).

**MACKENZY BERNADEAU** (bur-NAR-doe)

73 • Guard

6-4 • 325 • 1/3/86

Bentley • UFA (Car) for '12

NFL: 7th Year • Cowboys: 3rd Year

Games/Starts: 2013-16/11; Career-79/47

Postseason: 2013-0/0; Career-0/0



**PRO:** With intentions of bolstering the interior of the offensive line, the Dallas Cowboys signed Mackenzy Bernadeau during the first days of the 2012 free agency period on March 14. A young lineman with NFL experience, Bernadeau has started 47 of the 79 games he played during his career at both left and right guard while also starting his first two career games at center for Dallas in 2012. He yielded the starting right guard spot to veteran Brian Waters in 2013 but resumed the role in Week 9 after Waters was felled with injury. Bernadeau did not skip a beat and has the inside track to the starting position in 2014. The Carolina Panthers originally drafted him in the seventh round (250th overall) of the 2008 NFL Draft.

**TRANSACTION SUMMARY:**

**3/14/12:** Signed with Dallas as an unrestricted free agent through 2015.

**4/27/08:** Drafted in the seventh round (250th overall) by Carolina.

**2013:**

- Started at right guard in the opener against the N.Y. Giants (9/8) and helped block for 331 yards on 74 plays while the offense held the ball for 37:10 in the win.
- Started at right guard and rotated series with Brian Waters in the loss at Kansas City (9/15) and again for the win against St. Louis (9/22). Helped DeMarco Murray rush for 176 yards as the offense tallied 193 rushing yards against the Rams.
- Played on the field goal and PAT teams at San Diego (9/29) and against Denver (10/6).
- Stepped in for an injured Brian Waters through the entire second half at Detroit (10/27) and helped the offense to two touchdowns and a field goal.
- Started in place of Waters (IR-triceps) against Minnesota (11/3) and helped Romo throw for 337 yards and two touchdowns, completing 34 passes (tied for seventh in his career) on 51 attempts (fourth in his career).
- Helped block for three Murray rushing touchdowns against Oakland (11/28). It was the first multi-rushing touchdown game by a Cowboy running back since Marion Barber had two at New Orleans (12/10/09) and the first three-score game since Julius Jones at Seattle (12/6/04).
- Blocked for a running game that racked up 198 yards on 28 carries (7.1 avg) and a passing game that garnered four touchdowns in the loss at Chicago (12/9).
- The offense racked up 466 yards (second this season) behind Murray's 134 yards (7.4) with one touchdown and Romo's 358 yards and two touchdowns against Green Bay (12/15).
- Orton started at quarterback in the finale against Philadelphia (12/29) and the line did not yield a sack on 64 snaps.

**2012:**

- Started all 16 games, including his first two career starts at center, in his first season with Dallas. Helped the offense rack up 5,994 net yards - third in a season in team history - as Tony Romo threw for a career-high and club record 4,903 yards.
- Made his Cowboys debut starting at right guard at the N.Y. Giants (9/5) and helped block for a 100-yard rusher (Murray, 131), 100-yard receiver (Ogletree, 114) and a 300-yard passer (Romo, 307).
- At Baltimore (10/14) helped block for 227 rushing yards, the most ever allowed by the Ravens, and the most for Dallas since rushing for 297 against St. Louis (10/23/11).
- Helped the offense control the clock for 33:37 and gain 312 yards with no sacks at Carolina (10/21).
- Helped block for Romo against the N.Y. Giants (10/28), who threw for a then career-high 437 yards - third in team history - on a club-record 62 attempts with 36 completions - good for second in team history.

- The offense gained 377 yards at Atlanta (11/4) while not turning the ball over for the first time on the season.
- Did not yield a turnover for the second consecutive week in the win at Philadelphia (11/11).
- Made his first career start at center in place of Ryan Cook (knee) against Cleveland (11/18) as the offense gained 320 yards while allowing a season-high seven sacks.
- On Thanksgiving Day against Washington (11/22), again started at center in place of Cook, and the offense racked up 458 yards, Romo attempted a career-high and club-record tying 62 passes, while completing a career-best 37, for 441 yards (then career-high), including a career-long 85-yard touchdown.
- Moved back to start at guard with the return of Cook against Philadelphia (12/2), as the offense totaled 417 yards in the come-from-behind win.
- Helped the offense convert 11-of-19 (57.9%) third down chances in the win at Cincinnati (12/9) while providing time for Romo to throw for his eighth 300-yard game of the season (328 yards) in the overtime win against Pittsburgh (12/16).
- Helped Romo throw for 416 yards - his third 400-yard game of the season - and four touchdowns in the overtime loss to New Orleans (12/23).

**2011 (Carolina):**

- Played in 15 games with one start at left guard.
- Did not play at Arizona (9/11).
- At Tampa Bay (12/4) played the second half at left guard for Travele Wharton, who left the game with tightness in his back.
- Started at left guard against Atlanta (12/11) when Wharton moved to left tackle in place of Jordan Gross, who was inactive with a sprained ankle. Opened paths for the Panthers to total 157 rushing yards on 23 attempts - an average of 6.8 yards-per-carry - with one touchdown against the NFL's fifth-rated rushing defense.

**2010 (Carolina):**

- Played in 16 games with 12 starts.
- Started the first five games at right guard and the last seven at left guard after Wharton suffered a season-ending toe injury at Tampa Bay (11/14).
- Helped the Panthers generate more than 100 yards rushing in six of the last seven games with a season-high 212 yards against Atlanta (12/12).

**2009 (Carolina):**

- Played in all 16 games with seven starts.
- Started final seven games at left guard after Gross suffered a season-ending leg injury that forced Wharton to move from left guard to left tackle.
- Helped Panthers average 156.1 rushing yards-per-game and set team records with 2,498 rushing yards, 525 rushing attempts and 123 rushing first downs.
- Cleared lanes for running backs DeAngelo Williams and Jonathan Stewart to become the first set of teammates in NFL history to each rush for more than 1,100 yards in the same season.
- Made first NFL start against Miami (11/20).
- At the N.Y. Giants (12/27) created paths for the Panthers to accumulate 247 rushing yards, the fifth-highest single-game total in team history.

**2008 (Carolina):**

- Dressed but did not play in five games and was inactive for 11 games.
- Inactive for the NFC Divisional Playoffs against Arizona (1/10/09).

**COLLEGE:**

- Started all 37 games he played during his career at Bentley, seeing action at both left guard and left tackle.
- Named the Northeast-10 Conference Offensive Lineman of the Year as a junior and senior.
- As a senior, was named American Football Coaches Association All-American, Northeast-10 Conference Offensive Lineman of the Year and First-team All-Northeast-10 Conference selection while starting six games at left guard before being sidelined with a knee injury for the final four games.
- As a junior, named Northeast-10 Conference Offensive Lineman of the Year, First-team All-Northeast-10 Conference selection and was the Falcons Offensive Most Valuable Player while starting all 11 games, splitting time between left tackle and left guard.
- As a sophomore, named first-team All-Northeast-10 Conference selection and started all 10 games at left tackle while contributing to an offense that averaged 34.1 points and 440.6 yards-per-game.
- Started all 10 games at left tackle as a freshman and helped Bentley average 458.2 yards-per-game.

**PERSONAL:**

- Attended Waltham, Mass., High School.
- Majored in management at Bentley.

**COMMUNITY:**

- Participated in community outreach programs while with Carolina.
- 2012-14 Dallas Cowboys U High School Camp.
- Salvation Army Angel Tree Christmas Program.
- Annual Team Hospital Visits.
- 2014 Cowboys Draft Day/Fan Appreciation Party.
- Kickoff Luncheon.
- Make-A-Wish Foundation of North Texas.

**BERNADEAU'S NFL TOTALS**

**GAMES/STARTS** (regular season, playoffs): 2008 (0/0-Car); 2009 (16/7-Car), 2010 (16/12-Car), 2011 (15/1-Car), 2012 (16/16-Dal); 2013 (16/11). **Totals (79/47).**



# DEZ BRYANT

88 • Wide Receiver


6-2 • 220 • 11/4/88

Oklahoma State • D1 for '10 (24th overall)

NFL: 5th Year • Cowboys: 5th Year

Games/Starts: 2013-16/16; Career-59/45

Postseason: 2013-0/0; Career-0/0



PRO BOWLS



**PRO:** Regarded by many as one of the top wide receivers and all-around collegiate athletes in the 2010 NFL Draft class, Bryant found a home with the Cowboys when Dallas traded its 27th overall pick along with a third round choice to New England for the 24th overall pick and a fourth round selection to move up to take the wide receiver. Bryant did not disappoint in his injury-shortened rookie season as he finished second all-time among club rookies with 45 catches, third with six receiving touchdowns, tied for fifth with eight overall touchdowns and fifth with 564 yards. As was the case at Oklahoma State, Bryant also proved to be a threat on special teams as he returned two punts for touchdowns, including a 93-yarder, averaged 14.3 yards-per-punt return and 22.4 yards-per-kickoff return. In his second pro season, Bryant finished second on the team in all receiving categories with 63 catches for 928 yards and nine touchdowns. He also led the team with 103 yards on 15 punt returns for a 6.9-yard average. The 2012 season was a breakout season for the receiver as Bryant led the team with a career-best 1,382 yards and 12 touchdowns while finishing second with 92 catches. His 1,382 yards were sixth in the NFL and fourth in a season in club history while his 12 touchdowns were third in the NFL and tied for fifth in team books. Bryant established a career-best with 224 yards against New Orleans (12/23) - the 10th 200-yard outing in franchise history. His midseason emergence led to a seven-game touchdown streak to tie the longest in club history as he racked up the most touchdowns (10) and the third-most yards in the league through the final eight games of the season. In 2013 Bryant continued to improve into a dominant receiver, leading the team in all receiving categories with 93 catches (a career-high), 1,233 yards and 13 touchdowns - a career-high and tied for third in a season in team history. Bryant finished the season with a touchdown in each of the last five games, and he earned his first career trip to the Pro Bowl for his efforts in 2013. The native Texan (attended Lufkin High School, 175 miles southeast of Dallas) carries on the strong tradition of Cowboys receivers wearing the number 88, as both Drew Pearson and Michael Irvin had storied careers in the number.

## TRANSACTION SUMMARY:

**12/8/10:** Placed on Reserve/Injured with an ankle injury.

**4/22/10:** Drafted in the first round (24th overall) by Dallas.

## 2013:

- Started all 16 games for the first time in his career and earned his first career trip to the Pro Bowl, finishing with team and career-highs for receptions (93 - tied for sixth in team history) and touchdowns (13 - tied for third) and a team-best 1,233 yards (ninth). His 93 catches were third in the NFC, eighth in the NFL, while his 1,233 yards were seventh and 13th, respectively.
- Finished the season opener against the N.Y. Giants (9/8) with four catches for 22 yards and passed Patrick Crayton (2,888) for 17th in receiving yards in team history.
- Led the team with nine catches, 141 yards and a touchdown. It was his seventh career 100-yard game (fourth-most yards). Had 100 yards in the first quarter, the second time in his career he had 100 in a quarter, the 13th time in team history a pass catcher did it and the third time it was done in the opening frame.
- Caught four passes for 38 yards and a touchdown.
- Had two touchdowns on six catches for 81 yards at San Diego (9/29) and upped his career catch total to 223 to pass Ron Springs (222) for 17th in team history while his 3,153 receiving yards put him past Kelvin Martin (3,083) for 15th. His touchdown grabs gave him a score in three straight games and upped his career touchdown total to 31 to pass Doug Cosbie for 11th and become the 12th Dallas Cowboy with 30 touchdown catches.
- Against Denver (10/6) caught six passes for 141 yards and two scores - his fourth straight game with a receiving touchdown and his second straight game with multiple receiving touchdowns. Had sole possession of 10th in team history with 33 touchdown catches, breaking a tie with Lance Rentzel. His 141 yards marked his second 100-yard outing of the season, eighth of his career and tied the fourth-most yards in a game in his career.
- Led the team with five catches for 36 yards in the win over Washington (10/13).
- Led the team with eight catches - all for first downs, two on third down - for a team-best 110 yards. Has 242 career catches to pass Terrell Owens (235) and Kelvin Martin (237) for 14th in team history. also passed Terry Glenn (3,337), and Tony Dorsett (3,432) for 13th in team history with 3,440 yards.
- Led the team at Detroit (10/27) with 72 yards and a pair of touchdowns on a team-high tying three catches. Has 35 career touchdowns to pass Miles Austin (34) for ninth in team history. It was his third multi-touchdown game of the season and ninth of his career (both tied for second in club history).
- Caught six passes for 64 yards against Minnesota (11/3) to give him 3,576 career receiving yards and move into 10th in team history.
- Had one catch for 44 yards at New Orleans (11/10) to pass Terrell Owens (3,587) for ninth in team history with 3,620 yards.
- Led the team with nine catches for 86 yards along with his first career pass breakup on New York's (11/24) last attempt at a game-winning pass.
- On Thanksgiving Day against Oakland (11/28), led the squad with seven catches for 61 yards and a touchdown. Passed Billy Joe DuPree (267) for 13th in receptions in team history (268) and Doug Cosbie (3,728) for eighth in yards with 3,767.

STAFF

DEZ  
BRYANT

2013 SEASON

RECORDS

PLAYOFF  
RECORDS

HISTORY

SIDELINES

- Had two catches for 12 yards with one for a touchdown - his 10th of the season - at Chicago (12/9). His second career 10-touchdown season, 17th by a Cowboy, and he is the fourth player with multiple 10-touchdown years.
- Had his 10th career 100-yard game (153 yards) on 11 catches (third in his career) with one touchdown against Green Bay (12/15). Upped his season total to 1,061 yards - his second career and consecutive 1,000-yard season, the 24th season a Cowboy reached 1,000 yards and the 30th time a Cowboys player crossed the 1,000-yard mark. He is the ninth Cowboy with multiple 1,000-yard years. Upped his career touchdown total to 38 to tie Terrell Owens for eighth and his receptions total (281) tied him with Frank Clarke for 12th.
- Caught four passes for 73 yards and a touchdown at Washington (12/22) to give him 1,134 yards - 14th in club history and 12 touchdown catches - tied for fifth. Extended his streak of games with a touchdown catch to four - third such streak of his career. Became the eighth Cowboy to pass 4,000 receiving yards with 4,005.
- Closed out the season against Philadelphia (12/29) second on the team with eight catches for 99 yards and a touchdown - fifth straight game with a scoring grab.

**2012:**

- Started 14-of-16 games played and led the team with career-bests in receiving yards (1,382, fourth in team history) and touchdown catches (12, tied for fifth) while finishing second with a career-high 92 catches (seventh).
- Tied for fifth in the NFC, tied for 10th in the NFL in receptions, was fourth in the NFC, sixth in the NFL in receiving yards and third in the league in touchdown catches.
- Earned the Pro Football Writers Most Improved Player of the Year award for his performance.
- Led the team with six catches for 62 yards (second on the team) and had a 44-yard punt return in the home-opening win over Tampa Bay (9/23).
- Had his second career 100-yard game with 105 yards on eight catches against Chicago (10/1).
- Made a career-high 13 catches for 95 yards with a pair of touchdowns at Baltimore (10/14). His 13 catches tied for third all-time in a game in club history.
- Was one-of-three receivers to top 100 yards with 110 yards, including a long of 55 yards, on five catches against the N.Y. Giants (10/28). It was the second time in franchise history three receivers topped 100 yards in a game - at San Francisco (11/10/63).
- Led the team with 87 yards and a touchdown on three catches at Philadelphia (11/11).
- Led the team with 12 catches for 145 yards and a touchdown against Cleveland (11/18). His 12 catches were second in his career and seventh in a game in team history while his touchdown catch was the 19th of his career to tie Butch Johnson for 15th in club history.
- Logged 145 yards with two touchdowns on eight catches, including an 85-yard touchdown catch on Thanksgiving Day, against Washington (11/22). His 85-yarder was the longest reception in his career and tied the ninth-longest reception in club history.
- Caught six passes for 98 yards and two touchdowns - his fourth straight game with a touchdown, the longest streak of his career - against Philadelphia (12/2). Posted back-to-back games with two touchdowns for just the sixth time in franchise history, becoming the fifth different Cowboy to accomplish the feat.
- At Cincinnati (12/9) caught four passes for 50 yards and a touchdown. Upped his season receiving total to 1,028 for his first 1,000-yard season as a pro. His touchdown was his fifth straight game with a scoring pass for the longest streak in his career, tying the seventh-longest streak in Cowboys history.
- Played against Pittsburgh (12/16) with a fractured left index finger and caught four passes for 59 yards and a touchdown to up his streak of consecutive games with a touchdown pass to six and tie the fourth-longest streak in team history. His touchdown catch was his 10th of the season to mark the 16th time a Cowboys pass catcher had 10-or-more scoring catches in the season. Bryant is the ninth different Cowboy to accomplish the feat.
- Led the team against New Orleans (12/23) with nine catches for a career-best 224 yards and two touchdowns. His 224 yards gave him the 10th 200-yard game in team history and were fourth in a game in squad record books. His scoring grab tied a club record for consecutive games with a touchdown catch (seven) while also giving him 12 touchdowns for the season - the fifth-most in a season in club history. It was also his fourth multi-touchdown game in a season - the most in team history. It was also his fifth 100-yard outing of the season - sixth in team history and the seventh different Cowboys pass catcher with five-or-more 100-yard games in one season.
- In the season finale at Washington (12/30), caught four passes for 71 yards to give him 200 career catches (20th in team history). His 1,382 receiving yards were fourth in a season, and along with Witten's 1,039 yards, 2012 marked the sixth time a pair of Cowboys pass catchers each topped 1,000 yards in a season.

**2011:**

- Finished second on the team in catches (63), yards (928), average (14.7) and touchdowns (nine).
- Opened the 2011 season at the N.Y. Jets (9/11) with three catches for 71 yards and a punt return for 12 yards - all in the first quarter - before suffering a thigh injury and being limited throughout the rest of the game.
- Returned to the starting lineup (thigh) for the home-opening win over Washington (9/26) and had a team-best 63 yards on four catches.
- Had a season-best five catches for a season-high 90 yards with a touchdown against St. Louis (10/23).
- Finished the Washington (11/20) win with three catches for 68 yards and one touchdown catch.
- Had three catches for 35 yards and a season-long 20-yard punt return on Thanksgiving Day against Miami (11/24). His long return came on Dallas' game-winning drive late in the fourth quarter.
- Led the team with eight catches for a team-best 86 yards with his seventh touchdown catch of the season at Arizona (12/4).
- Was held to just one catch - a 50-yard touchdown reception for the then longest catch of his career - and a punt return for 10 yards against the N.Y. Giants (12/11).
- Led the team with six catches and 62 receiving yards in the home finale against Philadelphia (12/24).
- Closed out the season at the N.Y. Giants (1/1/12) with six catches for 70 yards, two punt returns for 13 yards and his first three kickoff returns for 55 yards.

**2010:**



- Despite playing in only 12 games due to a fractured ankle, finished third on the team in receiving yards (561) and touchdown catches (six) and fourth in receptions (45).
- His 45 catches were the second-most among rookies in club history while his touchdown catches were third and his receiving yards were fifth.
- Among league rookies in 2010, his touchdown receptions were third while his receiving yards were fourth.
- Also shined on return teams, returning two punts for touchdowns and finishing his shortened season with a 14.3 average on 15 punt returns.
- Is the fifth club rookie with a punt return for a touchdown on his résumé, just the second with two and the fifth overall to take back more than one in a season.
- Also saw time as a kickoff returner, boasting a 24.4-yard average on 12 kickoff returns.
- Made his NFL debut in the season opener at Washington (9/12) and finished second on the team with eight catches for 56 yards to tie a club rookie single-game receptions record (Bob Hayes, vs. Philadelphia, 10/10/65, and Jason Witten, vs. Miami, 11/27/03). Also had one punt return for 11 yards.
- In the home opener against Chicago (9/19), scored his first career professional touchdown on a 62-yard punt return - the first Dallas rookie with a punt return for a touchdown since Reggie Swinton took one 65 yards for a score against Denver (11/22/01). Also had two catches for 52 yards.
- Made his first career start in a three-receiver set against Tennessee (10/10) and finished with three catches for 22 yards and three punt returns for one yard.
- Had one catch for a 31-yard touchdown - his first career receiving touchdown - at Minnesota (10/17).
- Against the N.Y. Giants (10/25) had a 93-yard punt return for a touchdown which was the second-longest punt return in Cowboys history and the second-longest by a rookie - Dennis Morgan, 98 yards, at St. Louis (10/13/74). It also was his second punt return for a touchdown on the season to make him the seventh Cowboy and the first league rookie to accomplish the feat since Devin Hester had three in 2006.
- Also against the Giants, hauled in two touchdown passes to mark his first career multiple-receiving touchdown game. With three overall touchdowns on the day, became the first Cowboys rookie with three touchdowns in a game since Emmitt Smith had four against Phoenix (12/16/90).
- On the day, had four catches for 54 yards, two touchdowns, one punt return for a 93-yard touchdown and two kickoff returns - the first of his career - for 25 yards.
- Led the team with a team rookie record nine catches for 86 yards with a touchdown and two punt returns for four yards at Green Bay (11/7).
- Led the team with his first 100-yard effort at the N.Y. Giants (11/14) with 104 yards and a touchdown along with four kickoff returns for 86 yards. His 104 yards marked the first 100-yard outing by a Dallas rookie since Antonio Bryant rattled off 170 yards at Washington (12/29/02).
- Against Detroit (11/21) caught three passes for eight yards and a touchdown with a kickoff return for 15 yards. Upped his season receptions total to 44 to tie Antonio Bryant (2002) for second among Cowboys rookies. His sixth receiving touchdown also tied Bryant for the second-most by a team rookie.
- Was held without a catch for the first time of his career on Thanksgiving Day against New Orleans (11/25). Had two kickoff returns for 60 yards, including a 31-yarder, and one punt return for 13 yards.
- In the overtime win at Indianapolis (12/5), had one catch for 14 yards and three kickoff returns for 107 yards with a career-long 43-yard return before leaving the game early in the fourth quarter with a fractured right ankle. Was placed on Reserve/Injured Dec. 8 after undergoing surgery on his right ankle on Dec. 6.

**COLLEGE**

- As a junior, was a preseason consensus All-America, All-Big 12 Conference first-team selection, member of the Walter Camp Player of the Year Award, Maxwell Award and Biletnikoff Award Watch Lists in his final collegiate season in 2009.
- Served an NCAA mandated suspension that limited him to the three games, but still managed to finish third on the team with 17 catches for 323 yards (19.0 avg.) and four touchdowns.
- Added 111 yards, including an 82-yard touchdown, on three punt returns and returned two kickoffs for 43 yards, finishing his shortened season with 477 all-purpose yards (159.0 yards-per-game).
- Earned All-America first-team honors from numerous outlets, joining running back Kendall Hunter as the first OSU sophomore position players to receive national recognition since Thurman Thomas in 1985.
- Was also a first-team All-Big 12 choice and finalist for the Biletnikoff Award, given to the nation's top receiver, after starting all 13 games and leading the conference in receiving yards-per-game (113.9), scoring (9.7 - tied for second in the nation), touchdown receptions (19), punt return average (18.0).
- Finished with a 17.0 yard-per-catch average (1,480 on 87 catches) which was the second-most yard-per-catch average and single-season reception total in school history, while his 1,480 yards were the fifth-most in a season in conference history and his 19 touchdowns established a school record, previously held by Rashaun Woods (17 in 2002).
- For the season, totaled 128 points to rank second in school history behind Barry Sanders' NCAA record of 234 points set in 1988.
- Had a Holiday Bowl record with 13 catches for 167 yards before missing most of the second half with a left knee ligament tear that required surgery.
- Finished 13th in the nation, returning 17 punts for 305 yards with two returned for touchdowns.
- His 1,885 all-purpose yards was fourth in the conference and 23rd nationally.
- Named a Freshman All-America second-team, starting all 12 games in his first collegiate season for OSU.
- Finished with 43 receptions for 622 yards (14.5) and six touchdowns, while gaining 16 rushing yards on two end arounds and 15 yards on two punt returns.

**PERSONAL:**

- Finished his prep career at Lufkin High School as a *Parade* All-American, catching 53 passes for 1,207 yards and 21 touchdowns as a senior.
- Was rated as the 29th-best overall high school football player by ESPN.com, helping guide Lufkin to the state championship.
- Earned an invitation to play in the Offense-Defense All-American Game.

**COMMUNITY:**

- 2010 Dallas Cowboys Rookie Club.
- 2012 Dallas Cowboys/Miller Fan Fest in San Antonio, Texas.
- 2012 Reliant Home Run Derby benefitting Big Brothers Big Sisters.
- 2012 NFL United Way Hometown Huddle.

- 2012-14 Dallas Cowboys U High School Camp.
- 2012, 2014 Dirk Nowitzki Heroes Celebrity Baseball Game.
- 2013 Dallas Mayor Rawlings' Domestic Violence Rally.
- 2013 Dallas Cowboys Draft Day/Fan Appreciation Party.
- 2013-14 Reliant Home Run Derby benefitting The Salvation Army.
- 2013 Dallas Home for the Holidays Program/Press Conference.
- 2014 Draft Day/Fan Appreciation Party.
- Annual Team Holiday Hospital Visits.
- Kickoff Luncheon and Dallas Cowboys Family Cookbook benefitting Happy Hill Farm.
- Make-A-Wish Foundation of North Texas.
- Salvation Army Angel Tree Christmas Program.

## BRYANT'S COWBOYS TOTALS

Year Team	GP-GS	RECEIVING					RUSHING				
		No	Yds	Avg	Long	TD	No	Yds	Avg	Long	TD
2010 Dallas	12-2	45	561	12.5	46	6	1	0	0.0	0	0
2011 Dallas	15-13	63	928	14.7	50t	9	1	5	5.0	5	0
2012 Dallas	16-14	92	1,382	15.0	85t	12	2	-5	-2.5	6	0
2013 Dallas	16-16	93	1,233	13.3	79	13	1	1	1.0	1	0
<b>Totals</b>	<b>59-45</b>	<b>293</b>	<b>4,104</b>	<b>14.0</b>	<b>85t</b>	<b>40</b>	<b>5</b>	<b>1</b>	<b>0.2</b>	<b>6</b>	<b>0</b>

Year Team	PUNT RETURNS					KICKOFF RETURNS					
	No	Yds	Avg	FC	Long	TD	No	Yds	Avg	Long	TD
2010 Dallas	15	215	14.3	0	93t	2	12	293	24.4	43	0
2011 Dallas	15	103	6.7	5	20	0	3	55	18.3	26	0
2012 Dallas	12	66	5.5	2	44	0	0	0	0.0	0	0
2013 Dallas	0	0	0.0	0	0	0	0	0	0.0	0	0
<b>Totals</b>	<b>42</b>	<b>384</b>	<b>9.1</b>	<b>7</b>	<b>93t</b>	<b>2</b>	<b>15</b>	<b>348</b>	<b>23.2</b>	<b>43</b>	<b>0</b>

## SINGLE-GAME HIGHS

Receptions – 13 at Baltimore, 10/14/12  
 Receiving Yards – 224 vs. New Orleans, 12/23/12  
 Long Reception – 85t vs. Washington, 11/22/12  
 Punt Returns – 4 at Tampa Bay, 12/17/11

Punt Return Yards – 93 vs. N.Y. Giants, 10/25/10  
 Long Punt Return – 93t vs. N.Y. Giants, 10/25/10  
 Kickoff Returns – 4 at N.Y. Giants, 11/14/10  
 Kickoff Return Yards – 107 at Indianapolis, 12/5/10  
 Long Kickoff Return – 43 at Indianapolis, 12/5/10

## ADDITIONAL STATISTICS

Passes Defensed – 2013 (1).

100-YARD RECEIVING GAMES  
(10 total)

224 vs. New Orleans, 12/23/12 (9 rec.)  
 153 vs. Green Bay, 12/15/13 (11 rec.)  
 145 vs. Cleveland, 11/18/12 (12 rec.)  
 145 vs. Washington, 11/22/12 (8 rec.)

141 at Kansas City, 9/15/13 (9 rec.)  
 141 vs. Denver, 10/6/13 (6 rec.)  
 110 vs. N.Y. Giants, 10/28/12 (5 rec.)  
 110 at Philadelphia, 10/20/13 (8 rec.)

105 vs. Chicago, 10/1/12 (8 rec.)  
 104 at N.Y. Giants, 11/14/10 (3 rec.)

## BRYANT'S CAREER GAME-BY-GAME

Game	RECEIVING					2011 (Dallas), cont.					
	No	Yds	Avg	Long	TD	Game	No	Yds	Avg	Long	TD
L-@ Was 9/12	8	56	7.0	15	0	L-Det 10/2	3	37	12.3	25t	2
L-Chi 9/19	2	52	26.0	28	0	L-@ NE 10/16	4	78	19.5	33	0
W-@ Hou 9/26	4	50	12.5	30	0	W-STL 10/23	5	90	18.0	34	1
L-Ten 10/10	3	22	7.3	9	0	L-@ Phi 10/30	3	28	9.3	11	0
L-@ Min 10/17	1	31	31.0	31t	1	W-Sea 11/6	4	76	19.0	39	0
L-NYG 10/25	4	54	13.5	19	2	W-Buf 11/13	6	74	12.3	34t	1
L-Jac 10/31	7	84	12.0	29	0	W-@ Was 11/20	3	68	22.7	26	1
L-@ GB 11/7	9	86	9.6	41	1	W-Mia 11/24	3	35	11.7	18	0
W-@ NYG 11/14	3	104	34.7	46	1	L-@ Ari 12/4	8	86	10.8	24	1
W-Det 11/21	3	8	2.7	12	1	L-NYG 12/11	1	50	50.0	50t	1
L-NO 11/25						W-@ TB 12/17	4	40	10.0	16	1
W-@ Ind 12/5	1	14	14.0	14	0	L-PHI 12/24	6	62	10.3	14	0
L-Phi 12/12						L-@ NYG 1/1/12	6	70	11.7	17	0
W-Was 12/19						<b>Totals</b>	<b>63</b>	<b>928</b>	<b>14.7</b>	<b>50t</b>	<b>9</b>
L-@ Ari 12/25											
W-@ Phi 1/2/11											
<b>Totals</b>	<b>45</b>	<b>561</b>	<b>12.5</b>	<b>46</b>	<b>6</b>						

Game	2011 (Dallas)					2012 (Dallas)					
	No	Yds	Avg	Long	TD	Game	No	Yds	Avg	Long	TD
L-@ NYJ 9/11	3	71	23.7	42	1	W-@ NYG 9/5	4	85	21.3	38	0
W-@ SF 9/18						L-@ Sea 9/16	3	17	5.7	11	0
W-Was 9/26	4	63	15.8	30	0	W-TB 9/23	6	62	10.3	18	0
						L-Chi 10/1	8	105	13.1	25	0
						L-@ Bal 10/14	13	95	7.3	18	2
						W-@ Car 10/21	2	14	7.0	9	0
						L-NYG 10/28	5	110	22.0	55	0



BRYANT'S CAREER GAME-BY-GAME, CONT.

2012 (Dallas), cont.					
Game	No	Yds	Avg	Long	TD
L-@ Atl 11/4	1	15	15.0	15	0
W-@ Phi 11/11	3	87	29.0	49	1
W-Cle 11/18	12	145	12.1	30	1
L-Was 11/22	8	145	18.1	85t	2
W-Phi 12/2	6	98	16.3	35	2
W-@ Cin 12/9	4	50	12.5	27t	1
W-Pit 12/16	4	59	14.8	24t	1
L-NO 12/23	9	224	24.9	58t	2
L-@ Was 12/30	4	71	17.8	23	0
<b>Totals</b>	<b>92</b>	<b>1,382</b>	<b>15.0</b>	<b>85t</b>	<b>12</b>

2013 (Dallas)					
Game	No	Yds	Avg	Long	TD
W-NYG 9/8	4	22	5.5	7	0
L-@ KC 9/15	9	141	15.7	53	1
W-StL 9/22	4	38	9.5	16	1
L-@SD 9/29	6	81	13.5	34t	2
L-Den 10/6	6	141	23.5	79	2
W-Was 10/13	5	36	7.2	17	0
W-@ Phi 10/20	8	110	13.8	19	0
L-@ Det 10/27	3	72	24.0	50t	2
W-Min 11/3	6	64	10.7	34	0
L-@ NO 11/10	1	44	44.0	44	0
W-@ NYG 11/24	9	86	9.6	24	0
W-Oak 11/28	7	61	8.7	25	1
L-@ Chi 12/9	2	12	6.0	10	1
L-GB 12/15	11	153	13.9	37	1
W-@ Was 12/22	4	73	18.3	31	1
L-Phi 12/29	8	99	12.4	32t	1
<b>Totals</b>	<b>93</b>	<b>1,233</b>	<b>13.3</b>	<b>79</b>	<b>13</b>

PUNT RETURNS  
2010 (Dallas)

Game	No	Yds	Avg	FC	Long	TD
L-@ Was 9/12	1	11	11.0	0	11	0
L-Chi 9/19	3	66	22.0	0	62t	1
W-@ Hou 9/26	1	12	12.0	0	12	0
L-Ten 10/10	3	1	0.3	0	2	0
L-@ Min 10/17	2	3	1.5	0	3	0
L-NYG 10/25	1	93	93.0	0	93t	1
L-Jac 10/31	1	12	12.0	0	12	0
L-@ GB 11/7	2	4	2.0	0	4	0
W-@ NYG 11/14						
W-Det 11/21						
L-NO 11/25	1	13	13.0	0	13	0
W-@ Ind 12/5						

2010 (Dallas), cont.						
Game	No	Yds	Avg	FC	Long	TD
L-Phi 12/12						
W-Was 12/19						
L-@ Ari 12/25						
W-@ Phi 1/2/11						
<b>Totals</b>	<b>15</b>	<b>215</b>	<b>14.3</b>	<b>0</b>	<b>93t</b>	<b>2</b>

2011 (Dallas)

Game	No	Yds	Avg	FC	Long	TD
L-@ NYJ 9/11	1	12	12.0	0	12	0
W-@ SF 9/18						
W-Was 9/26						
L-Det 10/2						
L-@ NE 10/16						
W-StL 10/23	1	7	7.0	2	7	0
L-@ Phi 10/30						
W-Sea 11/6	2	8	4.0	0	12	0
W-Buf 11/13						
W-@ Was 11/20						
W-Mia 11/24	1	20	20.0	0	20	0
L-@ Ari 12/4	3	18	6.0	2	14	0
L-NYG 12/11	1	10	10.0	0	10	0
W-@ TB 12/17	4	15	3.8	0	8	0
L-Phi 12/24	0	0	0.0	1	0	0
L-@ NYG 1/1/12	2	13	6.5	0	13	0
<b>Totals</b>	<b>15</b>	<b>103</b>	<b>6.9</b>	<b>5</b>	<b>20</b>	<b>0</b>

2012 (Dallas)

Game	No	Yds	Avg	FC	Long	TD
W-@ NYG 9/5	2	0	0.0	0	1	0
L-@ Sea 9/16	2	2	1.0	0	2	0
W-TB 9/23	3	43	14.3	0	44	0
L-Chi 10/1						
L-@ Bal 10/14	1	10	10.0	1	10	0
W-@ Car 10/21	3	17	5.7	1	10	0
L-NYG 10/28	1	-6	-6.0	0	-6	0
L-@ Atl 11/4						
W-@ Phi 11/11						
W-Cle 11/18						
L-Was 11/22						
W-Phi 12/2						
W-@ Cin 12/9						
W-Pit 12/16						
L-NO 12/23						
L-@ Was 12/30						
<b>Totals</b>	<b>12</b>	<b>66</b>	<b>5.5</b>	<b>2</b>	<b>44</b>	<b>0</b>

# LARON BYRD

80 • Wide Receiver


6-4 • 225 • 8/18/89

Miami • FA for '14

NFL: 3rd Year • Cowboys: 1st Year

Games/Starts: 2013-0/0-IR; Career-4/0

Postseason: 2013-0/0-IR; Career-0/0



**PRO:** While searching for wide receiver depth during the 2014 offseason, the Dallas Cowboys signed LaRon Byrd on May 1. Byrd, a large target in the passing game at 6-4, 220, originally signed with the Arizona Cardinals as an undrafted free agent following the 2012 NFL Draft. He played in four games as a rookie, catching one pass for eight yards on offense while also adding two tackles on special teams. He missed the entire 2013 season after suffering a concussion during the preseason, and the team placed him on the Reserve/Injured list. Byrd was released by Arizona on April 4, 2014.

STAFF  
BRYANT  
DEZ  
2013 SEASON  
RECORDS  
PLAYOFF  
HISTORY  
SIDELINES

## TRANSACTION SUMMARY:

- 5/1/14: Signed with Dallas.  
 4/4/14: Released by Arizona.  
 8/7/13: Placed on Reserve/Injured with a concussion by Arizona.  
 8/6/13: Waived/Injured with a concussion by Arizona.  
 4/30/12: Signed with Arizona as a rookie free agent.

**2013 (Arizona):**

- Missed the entire season after suffering a concussion in the preseason.
- Was waived/injured on Aug. 6 then after clearing waivers placed on Reserve/Injured (concussion).

**2012 (Arizona):**

- Led all Cardinals receivers in the preseason with 12 receptions and second on the team with 148 yards.
- Appeared in four games after making the roster as a rookie free agent and had one reception for eight yards and two special teams tackles.
- Inactive in each of the first five games of the season
- Active but did not play against Buffalo (10/14) and at Minnesota (10/21).
- Made his NFL debut, on offense and special teams, posting one teams tackle against St. Louis (11/25).
- Had one special teams tackle against Detroit (12/16).
- Recorded his first career catch, an eight-yard reception in the second quarter against Chicago (12/23).

**COLLEGE**

- Appeared in 51 games with 16 starts and finished his Hurricane career with 106 receptions for 1,254 yards (11.8 avg.) and seven touchdowns.
- Played in all 12 games with two starts as a senior in 2011 and caught 11 passes for 125 yards and one touchdown.
- Received the Hurricane media Good Guy Award.
- Had a career-high 41 catches for 441 yards and one touchdown in 13 games (six starts) as a junior in 2010.
- Totaled 460 yards and had one touchdown on 33 catches as a sophomore in 2009 while making eight starts in 13 games played.
- Played in all 13 games (three starts) as a true freshman in 2008, catching a career-best four touchdowns and totaling 21 receptions for 228 yards.
- Named to the All-ACC Academic team.

**PERSONAL:**

- Prepped at Hahnville, La., High School where, as a senior, he caught 50 passes for 630 yards and 13 touchdowns.
- Also played safety and recorded three interceptions in helping lead the team to a 10-3 record.
- Had 30 receptions for 447 yards and eight touchdowns as a junior.
- Played mostly at defensive back during his freshman and sophomore seasons.
- Also played basketball, averaging more than 20 points per game as a junior.

**COMMUNITY:**

- Participated in various community outreach programs while with Arizona.

## BYRD'S NFL TOTALS

Year Team	GP-GS	RECEIVING					SPECIAL TEAMS TACKLES							
		No	Yds	Avg	Long	TD	Solo	Ast	Tot	FF	FR	BP	BFG	BX
2012 Arizona	4-0	1	8	8.0	8	0	2	0	2	0	0	0	0	0
2013 Arizona	0-0	RESERVE/INJURED-Concussion					RESERVE/INJURED							
<b>Totals</b>	<b>4-0</b>	<b>1</b>	<b>8</b>	<b>8.0</b>	<b>8</b>	<b>0</b>	<b>2</b>	<b>0</b>	<b>0</b>	<b>0</b>	<b>0</b>	<b>0</b>	<b>0</b>	<b>0</b>

## BRANDON CARR

39 • Cornerback

6-0 • 210 • 5/19/86

Grand Valley State • UFA (KC) for '12

NFL: 7th Year • Cowboys: 3rd Year

Games/Starts: 2013-16/16; Career-96/96

Postseason: 2013-0/0; Career-1/1



**PRO:** The Dallas Cowboys improved their secondary immediately during 2012 free agency by signing talented cornerback Brandon Carr to a five-year contract. Carr, who started every game over his first four seasons while with Kansas City, came to the Cowboys as the shut-down cover corner the club was seeking. In his first season with Dallas, Carr again started all 16 games and led the team with three interceptions and 11 pass breakups while finishing eighth with 62 tackles. He also registered his first career touchdown when he returned a pick 47 yards for the score at Philadelphia (11/11). His second season in Dallas also saw him start all 16 games while pacing the club with 17 pass breakups, finishing second with three interceptions and placing fourth with 74 tackles. Through six pro seasons, Carr has 96 consecutive starts, 401 tackles, 89 pass breakups and 14 interceptions.



## TRANSACTION SUMMARY:

**3/14/12:** Signed as an unrestricted free agent with Dallas through 2016.

**8/4/11:** Re-signed by Kansas City.

**4/27/08:** Drafted in the fifth round (140th overall) by Kansas City.

### 2013:

- Started all 16 games for the sixth straight season, finishing with 74 tackles - fourth on the team and second in a season in his career - three interceptions (second) and a team-best 17 pass breakups.
- In the opening-win over the N.Y. Giants (9/8), intercepted a fourth quarter pass and returned it a career-long 49 yards for his second career touchdown to seal the win. Also added three stops and a breakup.
- Added five stops and a breakup at Kansas City (9/15).
- Finished fourth on the team against Washington (10/13) with seven tackles and a team-high tying three breakups along with a tackle for a loss.
- In the win at Philadelphia (10/20), posted five tackles, one tackle for a loss, a team-best three breakups and his second interception of the season.
- Posted a season-high eight tackles with two breakups and a fumble recovery he returned 21 yards, setting up a field goal at Detroit (10/27).
- Tied his season-high with eight tackles along with one pass breakup in the win over Minnesota (11/3).
- Had four tackles in the win at the N.Y. Giants (11/24) then one tackle, a pass breakup and his third interception of the season in the Thanksgiving Day win over Oakland (11/28).
- Tied his season-best - second on the team - with eight tackles with two breakups against Green Bay (12/15).
- Notched three tackles in the finale against Philadelphia (12/29) to put him over the 400 career tackle mark.

### 2012:

- Started all 16 games for the fifth straight season and led the squad with three interceptions and 11 pass breakups while finishing eighth with 62 tackles.
- Notched his first career score, returning an interception 47 yards for a touchdown at Philadelphia (11/11).
- Made his Cowboys debut in the opener at the N.Y. Giants (9/5), finishing with three stops and a breakup.
- Played both cornerback and free safety, starting at safety, in the home-opening win against Tampa Bay (9/23) and totaled one pass breakup as the defense gave up just 166 total net yards.
- Posted five stops at Carolina (10/21) then had five tackles against the N.Y. Giants (10/28).
- Finished with four tackles and a deflection at Atlanta (11/4) before picking off his first pass as a Dallas Cowboy and returning it 47 yards for his first career touchdown at Philadelphia (11/11).
- Had six stops against Cleveland (11/18) and again on Thanksgiving Day against Washington (11/22).
- Had four tackles, one pass breakup and an interception he returned 37 yards to setup DeMarco Murray's rushing touchdown in the come-from-behind win at Cincinnati (12/9).
- In the overtime win against Pittsburgh (12/16), intercepted his third pass of the season and returned it 36 yards to setup the game-winning field goal in overtime. With his interception from the previous game, it was the first time in his career with a pick in consecutive games. Also added four tackles and two breakups.
- Was Named NFC Defensive Player of the Week for his play against the Steelers.
- Tied for second on the team with a season-best eight tackles against New Orleans (12/23).

### 2011 (Kansas City):

- Started all 16 games at right cornerback, recording 58 tackles, 13 pass breakups and a single-season career-best four interceptions.
- Recorded his first interception on the year with one against Minnesota (10/2) and added two tackles.
- Had his second interception of the season at Oakland (10/23) with two tackles and two passes defended.
- Produced a season-best seven tackles against San Diego (10/31).
- Had two tackles, a pass breakup and his third interception at Chicago (12/4).
- Finished with three tackles, two pass breakups and his fourth interception on the year in the season finale at Denver (1/1/12).

### 2010 (Kansas City):

- Ranked fifth on the team in tackles with 70 while adding a team-high 23 pass breakups, with one interception and a fumble recovery in 16 starts at right corner.
- Posted two tackles and a fumble recovery against San Diego (9/13).
- Recorded eight tackles and one pass breakup at Indianapolis (10/10).
- Had a career-high five pass breakups against Denver (12/5).
- Tied his career-best with nine tackles at San Diego (12/12).
- Registered three tackles, three pass breakups and an interception against Tennessee (12/26).
- In his playoff debut in the AFC Wild Card Game against Baltimore (1/9/11), posted four tackles.

### 2009 (Kansas City):

- Started all 16 games at right cornerback and totaled 60 tackles, two tackles for loss, an interception, 19 pass breakups, one forced fumble and a fumble recovery.
- Notched four tackles and three passes defended against the N.Y. Giants (10/4).
- Had four tackles, a tackle for loss and one pass breakup at Oakland (11/15).
- Against Pittsburgh (11/22), recorded a season-high eight tackles.
- Added five tackles, one for a loss, a breakup and forced and recovered a fumble against Buffalo (12/13).
- Recorded three tackles, an interception and three pass breakups against Cleveland (12/20).

### 2008 (Kansas City):

- Started all 16 games as a rookie, 14 at left cornerback and two as a nickel corner.
- Named to the *USA Today* All-Joe Team.
- Finished fifth on the team in tackles with 77 while adding one tackle for a loss, two interceptions, six pass breakups and two fumble recoveries.
- Made his NFL debut as one-of-six Chiefs rookies to start on opening day at New England (9/7) and recovered a fumble.
- Had a team-high eight tackles starting in place of injured Patrick Surtain at Atlanta (9/21).
- Registered his first career interception against Denver (9/28) and had a fumble recovery.
- Talled a career-best nine tackles at Carolina (10/5).
- Against Tampa Bay (11/2) had six tackles, one pass breakup and an interception.

### COLLEGE:

- Saw action in 49 career games with 42 starts at Grand Valley State, where he recorded 206 tackles (147 solo), 11 interceptions with one touchdown, and two fumble recoveries with one touchdown.

- Was part of a Grand Valley State squad that compiled a 50-4 record and won two NCAA Division II titles during his tenure.
- Started all 13 games at right cornerback as a senior, earning first-team All-America honors from *The NFL Draft Report* and adding second-team honors from the Associated Press.
- Also earned All-Great Lakes Intercollegiate Athletics Conference first-team accolades and was named the conference's defensive back of the year.
- Posted 45 tackles, had two interceptions with one returned 41 yards for a touchdown and deflected a team-high 13 passes.
- Started all 15 games at right corner as a junior posting 71 tackles, a team-high six interceptions and 15 pass breakups, while earning first-team All-America and All-GIAC honors.
- Recorded 78 tackles, three interceptions with one touchdown and nine pass breakups in 13 starts as a sophomore where he earned all-conference honors.
- Appeared in eight games on special teams and saw duty on defense in five games as a true freshman in 2004. Finished the season with 12 tackles and two pass breakups.

**PERSONAL:**

- Attended Carman-Ainsworth High School in Flint, Mich., earning all-conference honors as a senior cornerback with 53 tackles and two picks along with 24 receptions for 431 yards with four scores as a receiver.
- Also lettered in basketball.
- Carr and his wife, Shatory, were married in May, 2014 and have a daughter, Sidney, and a son, Austin.
- Majored in Communications at Grand Valley State.

**COMMUNITY:**

- 2012 Exercise Like A Pro - NFL/United Way Play 60 fundraiser.
- 2012 NFL United Way Representative.
- 2012 "Dallas" TV Show Premiere attendee.
- 2012-13 Dallas Cowboys Draft Day/Fan Appreciation Party.
- 2012-14 Dallas Cowboys U High School Camp.
- 2012 NFL United Way Hometown Huddle.
- 2012 TXDOT Drive Clean Across Texas - presented the winner with keys to a new car.
- 2013-14 Taste of the NFL: The Ultimate Cowboys Tailgate Party benefiting North Texas Food Bank.
- 2013-14 Children's Cancer Fund Fashion Show.
- 2013 Dallas Mayor Rawlings' Domestic Violence Rally.
- 2013 Reliant Home Run Derby benefiting The Salvation Army.
- 2013 National Dr. Seuss Birthday guest reader.
- 2013 Cowboys Play 60 Challenge Kick Off/Guest Speaker.
- 2014 Built Ford Tough High School Player of the Year Banquet Guest Speaker.
- 2014 Reliant Home Run Derby benefiting The Salvation Army.
- 2014 Pro Players Foundation Play Day Football Camp.
- 2014 Albertson's All Star Gala benefiting The Salvation Army and Muscular Dystrophy Association.
- Annual Team Holiday Hospital Visits.
- Kick Off Luncheon and Dallas Cowboys Family Cookbook benefiting Happy Hill Farm.
- Dallas Cowboys Early Thanksgiving Day Lunch at The Salvation Army.
- Salvation Army Angel Tree Christmas Program.
- Make-A-Wish Foundation of North Texas.



CARR CARES FOUNDATION

**MISSION:** The Carr Cares Foundation aspires to mold youth into becoming more responsible and motivated young adults, enabling them to be self-sufficient, and productive members of society.

[www.carrcares.org](http://www.carrcares.org)

**CARR'S NFL TOTALS**

Year Team	GP-GS	DEFENSE										INTERCEPTIONS					FUMBLES REC				
		ST	AT	TT	Sks-Yds	Tkl/Ls	QB Prs	PBU	FF	No	Yds	Avg	Lg	TD	No	Yds	Avg	Lg	TD		
2008 Kansas City	16-16	71	6	-	77	0.0(0)	1(-3)	0	6	0	2	67	33.5	35	0	2	17	8.5	17	0	
2009 Kansas City	16-16	56	4	-	60	0.0(0)	2(-2)	0	19	1	1	31	31.0	31	0	1	0	0.0	0	0	
2010 Kansas City	16-16	48	22	-	70	0.0(0)	0(0)	0	23	0	1	0	0.0	0	0	0	0	0.0	0	0	
2011 Kansas City	16-16	39	19	-	58	0.0(0)	0(0)	0	13	0	4	17	3.0	14	0	0	0	0.0	0	0	
2012 Dallas	16-16	58	4	-	62	0.0(0)	0(0)	0	11	0	3	120	40.0	47	1	0	0	0.0	0	0	
2013 Dallas	16-16	56	18	-	74	0.0(0)	2(-8)	0	17	0	3	49	16.3	49	1	1	21	21.0	21	0	
<b>Totals</b>	<b>96-96</b>	<b>327</b>	<b>74</b>	<b>-</b>	<b>401</b>	<b>0.0(0)</b>	<b>5(-13)</b>	<b>0</b>	<b>89</b>	<b>1</b>	<b>14</b>	<b>284</b>	<b>20.3</b>	<b>49</b>	<b>2</b>	<b>5</b>	<b>38</b>	<b>7.6</b>	<b>21</b>	<b>0</b>	
<b>Playoffs</b>																					
2010 Kansas City	1-1	3	1	-	4	0.0(0)	0(0)	0	1	0	0	0	0.0	0	0	0	0	0.0	0	0	

**SINGLE-GAME HIGHS**

**Tackles** - 9 at Carolina, 10/5/08 and at San Diego, 12/12/10

**Passes Defended** - 5 vs. Denver, 12/5/10

**CARR'S INTERCEPTIONS BY QUARTERBACK**

Nick Foles	.....2	Jeff Garcia	.....1	Brady Quinn	.....1
Kyle Boller	.....1	Caleb Hanie	.....1	Tim Tebow	.....1
Kerry Collins	.....1	Eli Manning	.....1	Ben Roethlisberger	.....1
Jay Cutler	.....1	Matt McGloin	.....1		
Andy Dalton	.....1	Donovan McNabb	.....1		



**CARR'S CAREER GAME-BY-GAME**

**DEFENSE**

Game	2008 (Kansas City)			INTS			
	ST	AT	TT	Tk/ Ls	PBU	No/ Yds	Lg TD
L-@ NE 9/7	4	0	4				
L-Oak 9/14	1	1	2				
L-@ Atl 9/21	8	0	8				
W-Den 9/28	2	1	3		1	1/32	32 0
L-@ Car 10/5	9	0	9				
L-Ten 10/19	4	0	4		1		
L-@ NYJ 10/26	5	0	5				
L-TB 11/2	6	0	6		1	1/35	35 0
L-@ SD 11/9	4	1	5				
L-NO 11/16	5	1	6		2		
L-Buf 11/23	5	1	6				
W-@ Oak 11/30	2	0	2				
L-@ Den 12/7	5	0	5				
L-SD 12/14	4	0	4	1(-3)			
L-Mia 12/21	3	0	3				
L-@ Cin 12/28	4	1	5		1		
<b>Totals</b>	<b>71</b>	<b>6</b>	<b>77</b>	<b>1(-3)</b>	<b>6</b>	<b>2/67</b>	<b>35 0</b>

Game	2009 (Kansas City)			INTS			
	ST	AT	TT	Tk/ Ls	PBU	No/ Yds	Lg TD
L-@ Bal 9/13	3	1	4		1		
L-Oak 9/20	1	0	1		1		
L-@ Phi 9/27	2	0	2		1		
L-NYG 10/4	4	0	4		3		
L-Dal 10/11	3	1	4		1		
W-@ Was 10/18	2	0	2		1		
L-SD 10/25	4	0	4		1		
L-@ Jac 11/8	3	0	3				
W-@ Oak 11/15	4	0	4	1(-1)	1		
W-Pit 11/22	8	0	8				
L-@ SD 11/29	2	1	3				
L-Den 12/6	4	0	4		2		
L-Buf 12/13	4	1	5	1(-1)	1		
L-Cle 12/20	3	0	3		3	1/31	31 0
L-@ Cin 12/27	3	0	3				
W-@ Den 1/3/10	6	0	6		3		
<b>Totals</b>	<b>56</b>	<b>4</b>	<b>60</b>	<b>2(-2)</b>	<b>19</b>	<b>1/31</b>	<b>31 0</b>

Game	2010 (Kansas City)			INTS			
	ST	AT	TT	Tk/ Ls	PBU	No/ Yds	Lg TD
W-SD 9/13	2	0	2				
W-@ Cle 9/19	1	1	2		1		
W-SF 9/26	5	2	7				
L-@ Ind 10/10	6	2	8		1		
L-@ Hou 10/17	6	0	6		1		
W-Jac 10/24	1	2	3		2		
W-Buf 10/31	2	2	4		1		
L-@ Oak 11/7	2	2	4		1		
L-@ Den 11/14	3	2	5		2		
W-Ari 11/21	1	1	2		1		
W-@ Sea 11/28	2	1	3		1		
W-Den 12/5	1	1	2		5		
L-@ SD 12/12	7	2	9				
W-@ STL 12/19	4	1	5		2		
W-Ten 12/26	2	1	3		3	1/0	0 0
L-Oak 1/2/11	3	2	5		2		
<b>Totals</b>	<b>48</b>	<b>22</b>	<b>70</b>		<b>23</b>	<b>1/0</b>	<b>0 0</b>

**Playoffs**

L-Bal 1/9/11	3	1	4		1		
--------------	---	---	---	--	---	--	--

Game	2011 (Kansas City)			INTS			
	ST	AT	TT	Tk/ Ls	PBU	No/ Yds	Lg TD
L-Buf 9/11	2	1	3				
L-@ Det 9/18	3	2	5		1		
L-@ SD 9/25	3	1	4				
W-Min 10/2	1	1	2			1/14	14 0
W-@ Ind 10/9	3	2	5		1		
W-@ Oak 10/23	1	1	2		2	1/2	2 0
W-SD 10/31	6	1	7				
L-Mia 11/6	3	1	4				
L-Den 11/13	2	1	3		1		
L-@ NE 11/21	3	2	5				
L-Pit 11/27	4	1	5		1		
W-@ Chi 12/4	1	1	2			1/0	0 0
L-@ NYJ 12/11	1	2	3		3		
W-GB 12/18	2	1	3		1		
L-Oak 12/24	2	0	2				
W-@ Den 1/1/12	2	1	3		2	1/1	1 0
<b>Totals</b>	<b>39</b>	<b>19</b>	<b>58</b>		<b>13</b>	<b>4/17</b>	<b>14 0</b>

Game	2012 (Dallas)			INTS			
	ST	AT	TT	Tk/ Ls	PBU	No/ Yds	Lg TD
W-@ NYG 9/5	2	1	3		1		
L-@ Sea 9/16	2	0	2				
W-TB 9/23					1		
L-Chi 10/1	3	0	3				
L-@ Bal 10/14	3	0	3				
W-@ Car 10/21	5	0	5				
L-NYG 10/28	5	0	5		1		
L-@ Atl 11/4	3	0	3		1		
W-@ Phi 11/11	4	0	4		1	1/47	47t 1
W-Cle 11/18	6	0	6		1		
L-Was 11/22	6	0	6				
W-Phi 12/2	1	2	3				
W-@ Cin 12/9	3	1	4		1	1/37	37 0
W-Pit 12/16	4	0	4		2	1/36	36 0
L-NO 12/23	8	0	8				
W-@ Was 12/30	3	0	3		2		
<b>Totals</b>	<b>58</b>	<b>4</b>	<b>62</b>		<b>11</b>	<b>3/120</b>	<b>47t 1</b>

Game	2013 (Dallas)			INTS			
	ST	AT	TT	Tk/ Ls	PBU	No/ Yds	Lg TD
W-NYG 9/8	3	0	3		1	1/49	49t 1
L-@ KC 9/15	4	1	5		1		
W-STL 9/22	2	1	3				
L-@SD 9/29	2	2	4		1		
L-Den 10/6	2	0	2				
W-Was 10/13	5	2	7		1(-1)	3	
W-@ Phi 10/20	5	0	5		1(-7)	3	1/0 0 0
L-@ Det 10/27	7	1	8		2		
W-Min 11/3	7	1	8		1		
L-@ NO 11/10	3	2	5				
W-@ NYG 11/24	3	1	4				
W-Oak 11/28	1	0	1		1	1/0	
L-@ Chi 12/9	2	0	2		1		
L-GB 12/15	5	3	8		2		
W-@ Was 12/22	5	1	6		1		
L-Phi 12/29	0	3	3				
<b>Totals</b>	<b>56</b>	<b>18</b>	<b>74</b>		<b>2(-8)</b>	<b>17</b>	<b>3/49 49t 1</b>

# BRUCE CARTER

## 54 • Linebacker


6-2 • 240 • 2/19/88

North Carolina • D2 for '11 (40th overall)

NFL: 4th Year • Cowboys: 4th Year

Games/Starts: 2013-15/13; Career-36/24

Postseason: 2013-0/0; Career-0/0



**PRO:** The Dallas Cowboys added a versatile athlete with a knack for finding the ball when they selected Bruce Carter in the second round (40th overall) of the 2011 NFL Draft. Carter, who started 44 of the 49 games he played at outside linebacker for North Carolina, had his progress slowed as a rookie as he was on the Non-Football Injury list from the beginning of training camp through October rehabbing an injury suffered as a senior. After being activated from the list, Carter went on to play in 10 games, learning the pro game from Dallas' corps of veteran linebackers. He saw most of his time as a rookie on special teams but worked into the linebacker rotation. In returning for his second pro season in 2012, Carter earned a spot as the starting middle linebacker opposite Sean Lee. He excelled in his role and was leading the team with 80 tackles and nine stops for losses before a dislocated elbow ended his season with five games left to play. Carter started 2013 as the club's starting weakside linebacker in the 4-3 and started 13 of the 15 games he played, placing third with his first 100-tackle season (122), along with his first two career sacks. He will again look to improve as one of the young veterans on the team's defense.

### TRANSACTION SUMMARY:

**11/26/12:** Placed on Reserve/Injured with an elbow injury.

**10/29/11:** Activated from Reserve/NFI.

**7/29/11:** Placed on Active/NFI then on Reserve/NFI (8/30).

**4/29/11:** Drafted in the second round (40th overall) by Dallas.

**2013:**

- Started 13 of the 15 games he played, finishing third on the team with a career-best 122 stops and the first two sacks of his career.
- Led the squad with 10 tackles along with his first career sack in the opening win over the N.Y. Giants (9/8).
- Tied for third on the squad at Kansas City (9/15) with six tackles along with his second career sack.
- Finished second on the unit with eight tackles and a pressure while limiting St. Louis (9/22) to just 18 first half yards.
- Tied for fourth on the team with seven tackles in the loss at San Diego (9/29).
- Did not start against Denver (10/6) but tallied seven tackles and a tackle for a loss.
- Started the game against Washington (10/13) and finished third with eight tackles then tied for second against Minnesota (11/3) with nine tackles.
- Was second on the team with a career-best 15 tackles, including a team-high tying and career-high 12 solo stops, at New Orleans (11/10).
- Finished third with nine tackles along with a tackle for loss and pressure at the N.Y. Giants (11/24) then had seven tackles - second on the team - and a pressure on Thanksgiving Day against Oakland (11/28).
- At Chicago (12/9) had six tackles, one tackle for a loss and a breakup before a hamstring injury sidelined him in the fourth quarter.
- Missed the game against Green Bay (12/15) (hamstring) but returned at Washington (12/22) and led the team with 12 tackles in the come-from-behind win.
- Tallied seven tackles in the finale against Philadelphia (12/29) to give him a career-best 122 stops.

**2012:**

- Started the first nine games of the season and was leading the team with 80 tackles and nine tackles for losses before landing on Reserve/Injured with a dislocated elbow suffered on Thanksgiving Day.
- Made the first start of his career and posted one tackle in the season-opening win at the N.Y. Giants (9/5).
- Tied for second on the squad with a career-best 13 tackles while adding the first tackle for loss of his career along with a pass breakup at Seattle (9/16).
- Finished with seven tackles and a tackle for a loss as the defense held the Bucs (9/23) to just 166 yards in the home-opening win.
- Missed most of the first half against Chicago (10/1) with a hip pointer, but returned in the second half to post three tackles and a pressure.
- Finished second on the team with seven stops at Baltimore (10/14), third with seven tackles along with one for a loss at Carolina (10/21) then tied for the team lead with seven tackles, one for a loss and a breakup against the N.Y. Giants (10/28).
- Led the team with 10 tackles, two for losses and a breakup at Atlanta (11/4) before notching his third career double-digit tackle game (11 stops) with two for losses and a pressure at Philadelphia (11/11).
- Had five tackles, one for a loss and a pass breakup against Cleveland (11/18).
- On Thanksgiving Day against Washington (11/22), finished second with nine tackles with a breakup before leaving the game in the fourth quarter with a dislocated elbow.
- Was placed on IR on Nov. 26.

**2011:**

- Missed the entire preseason while rehabbing his knee injury suffered in his final season at North Carolina.
- Was placed on Reserve/NFI on Aug. 30 and continued the rehab process.
- Activated on Oct. 29 and played in 10 games as a rookie, finishing seventh with eight special teams tackles and adding one tackle and a pass breakup on defense.



- Made his NFL debut on special teams at Philadelphia (10/30) and finished with one stop.
- Saw his first action on defense against Seattle (11/6) and had a pass breakup.
- Notched special teams tackles against Buffalo (11/13), at Washington (11/20) and at Arizona (12/4).
- Added his first career defensive tackle and deflected a fourth quarter punt leading to Dallas' only touchdown against Philadelphia (12/24).

**COLLEGE:**

- Started the 11 games he played as a senior and was one-of-five finalists for the Dick Butkus Award, given to the nation's top linebacker, before suffering a season-ending knee injury (ACL) on Nov. 20 against North Carolina State.
- Finished fifth on the team with 57 tackles along with 2.5 sacks, 3.5 tackles for losses, a forced fumble and a fumble recovery. Added two pass breakups with one interception and a blocked punt on special teams.
- Started all 13 games as a junior and earned second-team All-ACC honors, finishing third on the squad with 65 tackles, 7.5 stops for losses, two sacks, one interception, returned 41 yards for a touchdown, two breakups and four pressures.
- As a sophomore, his first full season as a starter, finished fourth on the team with 68 tackles while tallying a team-best 11 tackles for losses. Also had five sacks and an interception, and on special teams, led the nation with five blocked kicks.
- Blocked a punt at Miami, three more against Connecticut and a field goal attempt at Virginia.
- Established a single-game ACC record with three blocked punts - all in the second quarter - in the win over 24th ranked Connecticut. His third block was recovered in the end zone for a touchdown and was his fourth straight punt he blocked (Miami's last punt and UConn's first three).
- Played in 12 games with seven starts as a freshman, tallying 25 tackles, and was one-of-eight true freshmen to see action in the first game of the year.

**PERSONAL:**

- Was a *SuperPrep* All-American and ranked the eighth skill athlete in the country and the seventh overall player in the state at Havelock, N.C., High School.
- Played quarterback, safety and running back and gained 1,063 rushing yards and 15 touchdowns. Also passed for 585 yards with five touchdowns as a senior.
- Earned his degree in African American studies at North Carolina.

**COMMUNITY:**

- 2011 Rookie Club presented by UnitedHealthcare.
- 2011 United Way Hometown Huddle.
- 2012-14 Dallas Cowboys U High School Camp.
- 2013-14 Reliant Home Run Derby benefiting The Salvation Army.
- Annual Team Holiday Hospital Visits.
- Kick Off Luncheon and Dallas Cowboys Family Cookbook benefiting Happy Hill Farm.
- Make-A-Wish Foundation of North Texas.
- Salvation Army Angel Tree Christmas Program.
- 2014 Cowboys Draft Day/Fan Appreciation Party.

**CARTER'S COWBOYS TOTALS**

Year	GP-GS	DEFENSE								FUMBLES REC				INTERCEPTIONS				
		ST	AT	TT	Sks-Yds	Tkl/Ls	QB PRS	PBU	FF	No Yds	Avg	Lg	TD	No Yds	Avg	Lg	TD	
2011 Dallas	10-0	0	1	1	0.0(0)	0(0)	0	1	0	0	0	0	0	0	0	0	0	0
2012 Dallas	11-11	65	15	80	0.0(0)	9(-14)	3	3	0	0	0	0	0	0	0	0	0	
2013 Dallas	15-13	89	33	122	2.0(-11)	4(-19)	6	3	0	0	0	0	0	0	0	0	0	
<b>Totals</b>	<b>36-24</b>	<b>154</b>	<b>49</b>	<b>203</b>	<b>2.0(-11)</b>	<b>13(-336)</b>	<b>9</b>	<b>7</b>	<b>0</b>	<b>0</b>	<b>0</b>	<b>0</b>	<b>0</b>	<b>0</b>	<b>0</b>	<b>0</b>	<b>0</b>	

**ADDITIONAL STATISTICS**

Special Teams Tackles - 2011 (4-4-8).

**SINGLE-GAME HIGHS**

Tackles - 15 at New Orleans, 11/10/13  
Solo Tackles - 12 at New Orleans, 11/10/13

**CARTER'S CAREER GAME-BY-GAME DEFENSE**

2011 (Dallas)								2012 (Dallas)							
Game	ST	AT	TT	Sks-Yds	Tkl/Ls	QB PRS	PBU	Game	ST	AT	TT	Sks-Yds	Tkl/Ls	QB PRS	PBU
L-@ NYJ 9/11				RESERVE/NFI-Knee				W-@ NYG 9/5	1	0	1				
W-@ SF 9/18				RESERVE/NFI-Knee				L-@ Sea 9/16	11	2	13		1(-2)		1
W-Was 9/26				RESERVE/NFI-Knee				W-TB 9/23	6	1	7		1(-2)		
L-Det 10/2				RESERVE/NFI-Knee				L-Chi 10/1	2	1	3				1
L-@ NE 10/16				RESERVE/NFI-Knee				L-@ Bal 10/14	5	2	7				
W-SIL 10/23				RESERVE/NFI-Knee				W-@ Car 10/21	6	1	7		1(-1)		
L-@ Phi 10/30								L-NYG 10/28	5	2	7		1(-1)		1
W-Sea 11/6						1		L-@ Atl 11/4	9	1	10		2(-3)		1
W-Buf 11/13								W-@ Phi 11/11	11	0	11		2(-2)		1
W-@ Was 11/20								W-Cle 11/18	4	1	5		1(-3)		
W-Mia 11/24								L-Was 11/22	5	4	9				1
L-@ Ari 12/4								W-Phi 12/2					RESERVE/INJURED-Elbow		
L-NYG 12/11								W-@ Cin 12/9					RESERVE/INJURED-Elbow		
W-@ TB 12/17								W-Pit 12/16					RESERVE/INJURED-Elbow		
L-Phi 12/24	0	1	1					L-NO 12/23					RESERVE/INJURED-Elbow		
L-@ NYG 1/1/12								L-@ Was 12/30					RESERVE/INJURED-Elbow		
<b>Totals</b>	<b>0</b>	<b>1</b>	<b>1</b>			<b>1</b>		<b>Totals</b>	<b>65</b>	<b>15</b>	<b>80</b>		<b>9(-14)</b>	<b>3</b>	<b>3</b>

CARTER'S CAREER GAME-BY-GAME, CONT.

2013 (Dallas)							
Game	ST	AT	TT	Sks- Yds	Tkl/ Ls	QB Prs	PBU
W-NYG 9/8	9	1	10	1.0(-5)			1
L-@ KC 9/15	6	0	6	1.0(-6)			
W-Sit 9/22	6	2	8			1	
L-@SD 9/29	6	1	7				
L-Den 10/6	5	2	7		1(-1)		
W-Was 10/13	7	1	8				
W-@ Phi 10/20	1	2	3			1	
L-@ Det 10/27	2	3	5			1	1
W-Min 11/3	5	4	9				
L-@ NO 11/10	12	3	15		1(-1)		
W-@ NYG 11/24	7	2	9		1(-10)	1	
W-Oak 11/28	4	6	10			1	
L-@ Chi 12/9	6	0	6	1(-7)		1	1
-GB 12/15	INACTIVE/INJURED-Hamstring						
W-@ Was12/22	8	4	12				
L-Phi 12/29	5	2	7				
<b>Totals</b>	<b>89</b>	<b>33</b>	<b>-122</b>	<b>2.0(-11)4(-19)</b>		<b>6</b>	<b>3</b>

# BARRY CHURCH

42 • Safety


6-2 • 218 • 2/11/88

Toledo • FA for '10

NFL: 5th Year • Cowboys: 5th Year

Games/Starts: 2013-16/16; Career-47/20

Postseason: 2013-0/0; Career-0/0



**PRO:** After impressing coaches through the 2010 preseason by finishing fourth on the team with 15 tackles and tying for second with three special teams tackles, Barry Church was one-of-four undrafted free agents to make the roster coming out of training camp. Through his rookie season, Church continued to display his playmaking ability as a stalwart on special teams units and as a reserve in the defensive backfield. Church finished the year fourth on the squad with 16 special teams tackles while also contributing 14 tackles on defense. Church continued his development through 2011 and added 10 special teams tackles while seeing more time in the defensive rotation, tallying 24 tackles, with two for losses. He came into 2012 as the club's starting strong safety, but that only lasted for three games as he tore his Achilles in the home opener. Coaches saw enough promise and improvement in Church's play and gave him a four-year contract extension following his injury. He resumed the starting role in 2013 and flourished, leading the team with a career-best 147 tackles, starting all 16 games. Church returns in 2014 with a full year as a starter under his belt and should again take the lead in the defensive backfield.

**TRANSACTION SUMMARY:**

**10/26/12:** Signed a four-year contract extension through 2016.

**9/25/12:** Placed on Reserve/Injured with an Achilles injury.

**12/13/11:** Placed on Reserve/Injured with a shoulder injury.

**4/30/10:** Signed with Dallas as a rookie free agent.

**2013:**

- Played in all 16 games for the first time in his career, and started all 16, finishing the year with a team-best and career-high 147 tackles, five tackles for losses (tied for third), six breakups and three forced fumbles - the first three of his career.
- Returned to the field for the first time since Week 3 of 2012 and started the opener against the N.Y. Giants (9/8), finishing with six tackles, a tackle for a loss, his first career forced fumble and a fumble recovery he returned 27 yards for his first career score.
- Had three tackles and a career-high three deflections while limiting St. Louis (9/22) to 18 first half yards.
- Had a career-high 11 tackles to finish second on the team in the loss at San Diego (9/29).
- Finished second on the team with 10 tackles along with a breakup and a forced fumble against Denver (10/6) despite missing a few series after breaking his nose.
- Against Washington (10/13) finished second with 10 tackles along with a breakup.
- Had five tackles, one pass breakup and the first interception of his career in the win at Philadelphia (10/20).
- Tied for second on the team with a career-high tying 11 tackles with one for a loss and a forced fumble before a hamstring injury sidelined him in the fourth quarter.
- Tied for second with nine tackles with a tackle for a loss in the win over Minnesota (11/3).
- Led the team with a career-high 17 tackles, including a club-high tying and career-best 12 solo stops, in the loss at New Orleans (11/10).
- Led the team with 14 tackles at the N.Y. Giants (11/24) to cross the 100-tackle mark for the season for the first time in his career.



- Led the team with 11 tackles with one stop for a loss against Green Bay (12/15).
- Finished second in the finale against Philadelphia (12/29) with nine tackles to finish the season with a career-best 147 stops (team best).

#### 2012:

- Earned the starting strong safety job in training camp but was sidelined three weeks into the season, rupturing his Achilles tendon.
- Started at strong safety at the N.Y. Giants (9/5) and recorded three tackles, two breakups and the first fumble recovery of his career. Also tied for the team lead on special teams with a pair of stops.
- Posted one tackle before leaving the game at Seattle (9/16) with a quad contusion.
- Had four tackles in the home-opening win over Tampa Bay (9/23) before rupturing his Achilles tendon.
- Was placed on Reserve/Injured with the Achilles injury on Sept. 25.

#### 2011:

- Finished sixth on the squad with 10 special teams tackles while seeing time in the defensive backfield rotation to post 24 tackles, two for losses, and a pressure.
- Had two tackles on defense and one on special teams in the season opener at the N.Y. Jets (9/11).
- Led the team with three special teams tackles in the home-opening win against Washington (9/26).
- Had a career-best six tackles with two more on special teams against Detroit (10/2).
- Tied his season-best and tied for second on the team with six tackles with a stop on special teams against Seattle (11/6) before tacking on five tackles against Buffalo (11/13).
- Had his first career tackle for a loss, finishing with three stops in the win at Washington (11/20).
- In the first start of his career, had two tackles and a pressure before leaving the game against the Giants (12/11) with a shoulder injury. Was placed on IR two days after the game due to the injury.

#### 2010:

- As one of just four rookie free agents to make the active roster out of training camp, finished fourth on the team with 16 special teams tackles while adding 14 tackles as a reserve safety.
- Made his NFL debut playing on special teams in the home opener against Chicago (9/19) but did not record any statistics.
- Saw limited action as a reserve in the secondary while continuing his role on special teams coverage units in the win at Houston (9/26), and posted his first career stop.
- Added one tackle on special teams against Tennessee (10/10) before tying for the team lead with two coverage tackles at Minnesota (10/17).
- Made two more special teams tackles against the N.Y. Giants (10/25) then notched his first career tackle on defense at Green Bay (11/7). Finished the Packers game with a season-high five tackles.
- Had two more tackles on defense along with two on special teams in Jason Garrett's first win as the interim head coach at the N.Y. Giants (11/14).
- Added a defensive stop against Detroit (11/21) before notching one special teams stop in the overtime win at Indianapolis (12/5) and again against Philadelphia (12/12).
- Tallied two tackles against Washington (12/19) before posting a season-high three special teams tackles on Christmas night at Arizona (12/25).

#### COLLEGE:

- Started all 48 career games at Toledo, finishing with 354 tackles, 26 tackles for loss, nine interceptions, 18 pass breakups, six forced fumbles and three blocked kicks.
- As a senior, was named first-team All-MAC for the fourth time, becoming the first Rocket and just the third MAC player ever to achieve that distinction.
- Named one-of-12 semifinalists for the Jim Thorpe Award (top defensive back) and was also on official watch lists for the Bronco Nagurski Award (top defensive player).
- Selected to play in the East-West Shrine Game.
- Finished his final collegiate season tied for 12th in the MAC and second on the team with 98 tackles along with 8.5 tackles for loss, an interception, two pass breakups, a forced fumble and three blocked kicks while starting all 12 games.
- First-team All-MAC for the third straight year as a junior, finishing with 93 tackles, 5.5 tackles for loss, one interception and a team-high six pass breakups and three forced fumbles while starting all 12 games.
- As a sophomore, named first-team All-MAC for the second straight year, placing third on the team with 92 tackles.
- Also second on team with six tackles for loss and tied for team lead with three interceptions and had four pass breakups.
- First-team All-MAC as a freshman and was named second-team Freshman All-America by *The Sporting News* and by Scout.com.
- Led the Rockets with four interceptions with two returned for a touchdown to tie a school record.
- Was also second on team with 71 tackles along with six tackles for losses, six pass breakups, a forced fumble and a fumble recovery.

#### PERSONAL:

- Named to the *Pittsburgh Tribune-Review's* "Terrific 25" team and second-team all-state Class AAAA at safety as a senior at Penn Hills High School in Pittsburgh, Pa.
- Also earned first-team Western Pennsylvania Interscholastic Athletic League-East honors, and was selected to play in the Big 33 Game (Ohio vs. Pennsylvania).
- As a senior, had 80 tackles, 9.0 sacks and four interceptions.
- Also played wide receiver, catching 30 passes for 670 yards and four touchdowns as a senior.
- A triple jumper on the track and field team, and ran a 4.47 at the Metro Index camp.
- Was a communications major at Toledo.

#### COMMUNITY:

- 2010 Dallas Cowboys Rookie Club.
- 2011 Taste of the NFL: The Ultimate Cowboys Tailgate Party benefitting the North Texas Food Bank.
- 2011 participated in Super Bowl XLV youth football clinic.
- 2011 Served an early Thanksgiving meal at The Salvation Army.
- 2012-14 Dallas Cowboys U High School Camp.
- 2013 Dallas Cowboys Draft Day/Fan Appreciation Party.
- 2014 Reliant Home Run Derby benefitting The Salvation Army and team champion.

- Annual Team Holiday Hospital Visits.
- Salvation Army Angel Tree Program.
- Kickoff Luncheon and Dallas Cowboys Family Cookbook benefitting Happy Hill Farm.
- Make-A-Wish Foundation of North Texas.

## CHURCH'S COWBOYS TOTALS

Year Team	GP-GS	DEFENSE							INTERCEPTIONS				FUMBLES REC						
		ST	AT	TT	Sks-Yds	Tk/Ls	QB Prs	PBU	FF	No	Yds	Avg	Lg	TD	No	Yds	Avg	Lg	TD
2010 Dallas	15-0	9	5	- 14	0.0(0)	0(0)	0	0	0	0	0	0	0	0	0	0	0	0	0
2011 Dallas	13-1	20	4	- 24	0.0(0)	2(-4)	1	0	0	0	0	0	0	0	0	0	0	0	0
2012 Dallas	3-3	5	3	- 8	0.0(0)	0(0)	0	2	0	0	0	0	0	0	1	6	6.0	6	0
2013 Dallas	16-16	100	47	- 147	0.0(0)	5(-15)	0	6	3	1	0	0	0	0	1	27	27.0	27	1
<b>Totals</b>	<b>47-20</b>	<b>134</b>	<b>59</b>	<b>- 193</b>	<b>0.0(0)</b>	<b>7(-19)</b>	<b>1</b>	<b>8</b>	<b>3</b>	<b>1</b>	<b>0</b>	<b>0.0</b>	<b>0</b>	<b>0</b>	<b>2</b>	<b>33</b>	<b>16.5</b>	<b>27</b>	<b>1</b>

## ADDITIONAL STATISTICS

Special Teams Tackles – 2010 (12-4-16), 2011 (7-3-10), 2012(1-1-2), 2013 (1-3-4). **Totals: 21-11-32.**

## SINGLE-GAME HIGHS

Tackles – 17, at New Orleans, 11/10/10  
Solo Tackles – 12, at New Orleans, 11/10/10  
Passes Defensed – 3, vs. St. Louis, 9/22/13

## CHURCH'S CAREER GAME-BY-GAME DEFENSE

2010 (Dallas)								2012 (Dallas)							
Game	ST	AT	TT	Tk/Ls	PBU	No/Yds	Lg TD	Game	ST	AT	TT	Tk/Ls	PBU	No/Yds	Lg TD
L-@ Was 9/12								W-@ NYG 9/5	1	2	- 3			2	
L-Chi 9/19								L-@ Sea 9/16	1	0	- 1				
W-@ Hou 9/26								W-TB 9/23	3	1	- 4				
L-Ten 10/10								L-Chi 10/1							RESERVE/INJURED-Achilles
L-@ Min 10/17								L-@ Bal 10/14							RESERVE/INJURED-Achilles
L-NYG 10/25								W-@ Car 10/21							RESERVE/INJURED-Achilles
L-Jac 10/31								L-NYG 10/28							RESERVE/INJURED-Achilles
L-@ GB 11/7	3	2	- 5					L-@ Atl 11/4							RESERVE/INJURED-Achilles
W-@ NYG 11/14	2	2	- 4					W-@ Phi 11/11							RESERVE/INJURED-Achilles
W-Det 11/21	1	1	- 2					W-Cle 11/18							RESERVE/INJURED-Achilles
L-NO 11/25	1	0	- 1					L-Was 11/22							RESERVE/INJURED-Achilles
W-@ Ind 12/5								W-Phi 12/2							RESERVE/INJURED-Achilles
L-Phi 12/12								W-@ Cin 12/9							RESERVE/INJURED-Achilles
W-Was 12/19	2	0	- 2					W-Pit 12/16							RESERVE/INJURED-Achilles
L-@ Ari 12/25								L-NO 12/23							RESERVE/INJURED-Achilles
W-@ Phi 1/2/11								L-@ Was 12/30							RESERVE/INJURED-Achilles
<b>Totals</b>	<b>9</b>	<b>5</b>	<b>- 14</b>					<b>Totals</b>	<b>5</b>	<b>3</b>	<b>- 8</b>		<b>2</b>		

2011 (Dallas)								2013 (Dallas)							
Game	ST	AT	TT	Tk/Ls	PBU	No/Yds	Lg TD	Game	ST	AT	TT	Tk/Ls	PBU	No/Yds	Lg TD
L-@ NYJ 9/11	2	0	- 2					W-NYG 9/8	6	0	- 6	1(-2)			
W-@ SF 9/18								L-@ KC 9/15	3	2	- 5				
W-Was 9/26								W-SIL 9/22	3	0	- 3		3		
L-Det 10/2	6	0	- 6					L-@SD 9/29	8	3	- 11				
L-@ NE 10/16								L-Den 10/6	8	2	- 10		1		
W-SIL 10/23								W-Was 10/13	7	3	- 10		1		
L-@ Phi 10/30								W-@ Phi 10/20	5	0	- 5		1	1/0	0 0
W-Sea 11/6	4	2	- 6					L-@ Det 10/27	6	5	- 11	1(-7)			
W-Buf 11/13	3	2	- 5					W-Min 11/3	5	4	- 9	1(-1)			
W-@ Was 11/20	3	0	- 3	2(-4)				L-@ NO 11/10	12	5	- 17				
W-Mia 11/24								W-@ NYG 11/24	8	6	- 14				
L-@ Ari 12/4								W-Oak 11/28	6	2	- 8				
L-NYG 12/11	2	0	- 2			1		L-@ Chi 12/9	7	3	- 10	1(-2)			
W-@ TB 12/17							RESERVE/INJURED-Shoulder	L-GB 12/15	7	4	- 11	1(-3)			
L-Phi 12/24							RESERVE/INJURED-Shoulder	W-@ Was12/22	3	5	- 8				
L-@ NYG 1/1/12							RESERVE/INJURED-Shoulder	L-Phi 12/29	6	3	- 9				
<b>Totals</b>	<b>20</b>	<b>4</b>	<b>- 24</b>	<b>2(-4)</b>	<b>1</b>			<b>Totals</b>	<b>100</b>	<b>47</b>	<b>- 147</b>	<b>5(-15)</b>	<b>6</b>	<b>1/0</b>	<b>0 0</b>



# MORRIS CLAIBORNE

## 24 • Cornerback

5-11 • 192 • 2/7/90

Louisiana State • D1 for '12 (6th overall)

NFL: 3rd Year • Cowboys: 3rd Year

Games/Starts: 2013-10/7; Career-25/22

Postseason: 2013-0/0; Career-0/0



**PRO:** The Dallas Cowboys traded up eight spots in the 2012 NFL Draft in order to select the top defensive player available in Morris Claiborne. In Claiborne, Dallas got the 2011 Jim Thorpe Award winner who proved himself not only in man coverage, but also with his ability to handle kick return duties. As a rookie, Claiborne started all 15 games he played, missing one with a concussion, and was seventh on the team with 64 tackles. His eight pass breakups were good for third, his two fumble recoveries led the team and his lone interception tied for second. He struggled in his second season as the club played more zone in the Tampa-2 defense, starting seven of the 10 games he played, missing six with a hamstring injury. He finished his shortened season with 31 tackles, eight deflections, one interception and a fumble recovery. Claiborne returns in full health in 2014 and looks to return to form.

### TRANSACTION SUMMARY:

**4/26/12:** Drafted in the first round (sixth overall) by Dallas.

#### 2013:

- Started seven of the 10 games he played, missing six with a hamstring injury and finished the year with 31 tackles, eight pass breakups, an interception and a fumble recovery.
- Finished the opener against the N.Y. Giants (9/8) with four tackles and suffered a shoulder injury making a tackle.
- Missed the start (shoulder) at Kansas City (9/15) but saw time as a reserve and did not record any stats.
- Started against St. Louis (9/22) as the Rams opened with three receivers and notched two tackles and a breakup.
- Was third on the team with a career-best 10 tackles, playing as a reserve in the loss at San Diego (9/29).
- Notched a pair of tackles, one breakup, an interception and a fumble recovery - both leading to touchdowns - against Denver (10/6).
- Was Inactive/Injured (hamstring) against Minnesota (11/24) and at New Orleans (11/10) but returned at the N.Y. Giants (11/24) with one tackle and two breakups before re-aggravating his hamstring in the second half.
- Missed the next four games with the hamstring injury but returned in the finale against Philadelphia (12/29) and posted two tackles.

#### 2012:

- Started all 15 games he played, missing one with a concussion, and finished seventh on the team with 64 tackles, third with eight breakups and tied for second with one interception.
- Made his NFL debut as a starter in the opener at the N.Y. Giants (9/5) and tallied four tackles.
- Had his first career interception to end a Panthers scoring drive, along with a pair of tackles and two breakups at Carolina (10/21).
- Notched a season-best six tackles with one pass breakup and his first career fumble recovery against the N.Y. Giants (10/28).
- Had three tackles and a deflection at Atlanta (11/4) before posting a career-high seven stops with a breakup at Philadelphia (11/11).
- Tied his career high with seven tackles against Cleveland (11/18) then had three tackles along with his first career tackle for lost yardage against Washington (11/22) on Thanksgiving Day.
- Finished with four tackles and recovered a fumble that he returned 50 yards for his first career score against Philadelphia (12/2).
- Notched five tackles at Cincinnati (12/9) before a facial laceration suffered early in the third quarter ended his day.
- Was inactive (concussion) against Pittsburgh (12/16) but returned to start against New Orleans (12/23) and was second on the team with a season-high eight tackles along with two breakups and a forced fumble.

#### COLLEGE:

- Won the Jim Thorpe Award along with the SEC Defensive Player of the Year, All-America first-team honors from multiple outlets and was a finalist for the Bronko Nagurski Trophy as a junior.
- Started all 14 games and finished with 51 tackles, one tackle for a loss, and ranked third in the conference with six interceptions with one returned for a touchdown.
- Tallied 173 interception return yards for the third-most in a season in school history.
- Returned 22 kickoffs for 552 yards with one for a 99-yard touchdown. His 25.09-yard average was seventh in school history.
- Started 12-of-13 contests as a sophomore, missing one game with a concussion, en route to All-SEC second-team honors starting opposite Jim Thorpe winner Peterson.
- Finished the year eighth on the squad with 37 tackles while adding 11 pass break ups - second in the conference - with five interceptions and two kickoff returns for 57 yards.
- Played in only seven games as a reserve true freshman and posted seven tackles.
- Came into fall camp as a receiver and moved to cornerback one week in.
- Served as a backup right cornerback to Peterson.

STAFF  
MORRIS CLAIBORNE  
2013 SEASON  
RECORDS  
PLAYOFF RECORDS  
HISTORY  
SIDELINES

**PERSONAL:**

- Starred at quarterback, defensive back and wide receiver at Fair Park High School in Shreveport, La.
- Accounted for more than 2,000 all-purpose yards and 30 touchdowns as a senior quarterback.
- Three-time all-district selection also lettered in basketball, baseball and track.
- Captured the Class 4A state title in the 100-meters with a 10.76 time as a senior.
- Was a general studies major at LSU.

**COMMUNITY:**

- 2012 Rookie Club presented by UnitedHealthcare.
- 2012-14 Dallas Cowboys U High School Camp.
- 2013 Dallas Cowboys Draft Day/Fan Appreciation Party.
- Salvation Army Angel Tree Christmas Program.
- Annual Team Holiday Hospital Visits.
- Kick Off Luncheon and Dallas Cowboys Family Cookbook benefiting Happy Hill Farm.
- Make-A-Wish Foundation of North Texas.

**CLAIBORNE'S COWBOYS TOTALS**

Year Team	GP-GS	DEFENSE								INTERCEPTIONS				FUMBLES REC						
		ST	AT	TT	Sks-Yds	Tk/Ls	QB Prs	PBU	FF	No	Yds	Avg	Lg	TD	No	Yds	Avg	Lg	TD	
2012 Dallas	15-15	53	11	-	64	0.0(0)	1(-2)	0	8	1	1	0	0.0	0	0	2	50	25.0	50t	1
2013 Dallas	10-7	27	4	-	31	0.0(0)	0(0)	0	8	0	1	0	0.0	0	0	1	0	0.0	0	0
<b>Totals</b>	<b>25-22</b>	<b>80</b>	<b>15</b>	<b>-</b>	<b>95</b>	<b>0.0(0)</b>	<b>1(-2)</b>	<b>0</b>	<b>16</b>	<b>1</b>	<b>2</b>	<b>0</b>	<b>0.0</b>	<b>0</b>	<b>0</b>	<b>3</b>	<b>50</b>	<b>16.750t</b>	<b>0</b>	<b>0</b>

**SINGLE-GAME HIGHS**

**Tackles** – 10 at San Diego, 9/29/13  
**Solo Tackles** – 7 vs. New Orleans, 12/23/12  
**Pass Breakups** – 2 at Carolina, 10/21/12, vs. New Orleans, 12/23/12 and at N.Y. Giants, 11/24/13

**CLAIBORNE'S CAREER GAME-BY-GAME DEFENSE**

2012 (Dallas)								2013 (Dallas)										
Game	ST	AT	TT	INTs				Game	ST	AT	TT	INTs						
				Tk/Ls	PBU	No/Yds	Lg					TD	Tk/Ls	PBU	No/Yds	Lg	TD	
W-@ NYG 9/5	3	1	-	4				W-NYG 9/8	3	1	-	4						
L-@ Sea 9/16	2	1	-	3		1		L-@ KC 9/15										
W-TB 9/23	1	0	-	1				W-SIL 9/22	2	0	-	2		1				
L-Chi 10/1	3	1	-	4				L-@SD 9/29	7	3	-	10						
L-@ Bal 10/14	2	0	-	2				L-Den 10/6	2	0	-	2		1	1/0	0	0	
W-@ Car 10/21	2	0	-	2		2	1/0	0	0	0		0		3				
L-NYG 10/28	4	2	-	6		1			W-@ Phi 10/20	3	0	-	3		3			
L-@ Atl 11/4	3	0	-	3		1			L-@ Det 10/27	4	0	-	4					
W-@ Phi 11/11	7	0	-	7		1			W-Min 11/3	INACTIVE/INJURED-Hamstring								
W-Cle 11/18	3	4	-	7					L-@ NO 11/10	INACTIVE/INJURED-Hamstring								
L-Was 11/22	3	0	-	3		1(-2)			W-@ NYG 11/24	1	0	-	1		2			
W-Phi 12/2	3	1	-	4					W-Oak 11/28	INACTIVE/INJURED-Hamstring								
W-@ Cin 12/9	5	0	-	5					L-@ Chi 12/9	INACTIVE/INJURED-Hamstring								
W-Pit 12/16	INACTIVE/INJURED-Concussion								L-GB 12/15	INACTIVE/INJURED-Hamstring								
L-NO 12/23	7	1	-	8		2			W-@ Was12/22	INACTIVE/INJURED-Hamstring								
L-@ Was 12/30	5	0	-	5					L-Phi 12/29	2	0	-	2					
<b>Totals</b>	<b>53</b>	<b>11</b>	<b>-</b>	<b>64</b>	<b>1(-2)</b>	<b>8</b>	<b>1/0</b>	<b>0</b>	<b>0</b>	<b>27</b>	<b>4</b>	<b>-</b>	<b>31</b>	<b>8</b>	<b>1/0</b>	<b>0</b>	<b>0</b>	<b>0</b>

**TYLER CLUTTS**

**44 • Fullback**


6-2 • 255 • 11/9/84

Fresno State • FA- for '13

NFL: 5th Year • Cowboys: 2nd Year

Games/Starts: 2013-8/0; Career-40/8

Postseason: 2013-0/0; Career-1/0



**PRO:** The Dallas Cowboys added fullback Tyler Clutts (klutz) to their roster late in the 2013 season with intentions of bolstering the running game. His arrival provided instant results as he paved the way for DeMarco Murray to rush for over 100 yards in each of his first two games as the Cowboys lead blocker. Clutts entered the NFL as an undrafted free agent in 2010 on the Cleveland Browns practice squad through the beginning of the 2011 season. He signed to the Chicago Bears active roster leading up to Week 1 of 2011, and he has



since played for the Houston Texans (2012) and Miami Dolphins (2013), seeing action in 40 games with eight starts. For his career, Clutts has nine catches for 52 yards, two kickoff return for 21 yards and a fumble recovery. Clutts has pro experience in the Canadian Football League (Edmonton Eskimos, 2008-09), Arena Football League (Utah Blaze, 2010) and the United Football League (Sacramento Mountain Lions, 2010).

**TRANSACTION SUMMARY:**

- 12/3/13:** Signed with Dallas.  
**9/1/13:** Acquired off waivers by Miami and released (10/1).  
**8/31/13:** Released by Houston.  
**8/31/12:** Traded from Chicago to Houston.  
**9/7/11:** Signed with Chicago off Cleveland's practice squad.  
**9/3/11:** Released by Cleveland and signed to its practice squad (9/4).  
**12/21/10:** Signed to Cleveland's practice squad.

**2013 (Houston/Miami/Dallas):**

- Spent the 2013 preseason with Houston but was released during final cuts.
- Was acquired off waivers by Miami on Sept. 1 and appeared in four games but did not post any statistics.
- Made his Dolphins debut in a reserve role at Cleveland (9/8).
- Released by Miami on Oct. 1 and was out of football until signing with Dallas on Dec. 3.
- Made his first appearance as a Cowboy at Chicago (12/9) and blocked for DeMarco Murray, 198 yards on 28 carries (7.1 avg.) and one touchdown. Also had one kickoff return for 12 yards.
- Served as the lead blocker once again for Murray, who rushed for 134 yards on 18 carries (7.4 avg.) and one score against Green Bay (12/15).
- Had one catch for four yards before fumbling the ball at Washington (12/22).
- Part of an offensive front that did not allow a sack in 64 snaps against Philadelphia (12/29) to mark only the second time this season that happened.

**2012 (Chicago/Houston):**

- Was a member of the Bears through the offseason before being traded to the Texans for cornerback Sherrick McManis on Aug. 31.
- Saw action in all 16 games on special teams and as a reserve at fullback for Houston.
- Made his Texans debut playing fullback and on special teams where he assisted on a tackle in the season opener against Miami (9/9).
- Made his playoff debut on special teams in the AFC Divisional Playoff at New England (1/13/13).

**2011 (Cleveland/Chicago):**

- Spent the offseason with Cleveland, was released on Sept. 3 and immediately signed to the team's practice squad on Sept. 4.
- Signed to Chicago's active roster from Cleveland's practice squad on Sept. 7.
- Saw action in 16 games with eight starts and caught eight passes for 48 yards for the Bears.
- Handled long-snapping duties in addition to playing fullback against San Diego (11/20).

**2010 (AFL/UFL/Cleveland):**

- Switched from defensive end - his natural collegiate position - to fullback while a member of the Sacramento Mountain Lions of the United Football League in 2010 after playing with the Utah Blaze of the Arena League earlier in the year.
- Entered the NFL on the Browns practice squad on Dec. 21 where he spent the remainder of the season.

**2009 (CFL):**

- Spent the offseason with the Edmonton Eskimos but was released prior to the start of the season.

**2008 (CFL):**

- Finished the CFL season with 22 tackles - 15 solo - and one fumble recovery on defense for the Edmonton Eskimos.
- Also returned six kickoffs 37 yards with a long of 12.

**COLLEGE:**

- Four-year letterman as a defensive end at Fresno State University, where he played in 50 games and totaled 172 tackles and 23.5 sacks.
- First-team All-Western Athletic Conference selection as a senior and a second-team choice as a junior.
- Totaled 21.5 sacks over his final three years, including a career-best 7.5 as a senior.

**PERSONAL:**

- Attended Clovis, Calif., High School where he played quarterback and defensive end.
- Guided the Cougars to an 11-2 record and the Yosemite Division Large School championship in 2002.
- Threw for 2,383 yards and 19 touchdowns and ran for 16 more scores in 2002.
- Was also the top-ranked wrestler in California at 215 pounds in 2002.

**COMMUNITY:**

- 2014 Draft Day/Fan Appreciation Party.
- Annual Team Holiday Hospital Visits.
- 2014 Taste of the NFL Cowboys Tailgate Party benefitting the North Texas Food Bank.

**CLUTTS' NFL TOTALS**

Year Team	GP-GS	RECEIVING					RUSHING				
		No	Yds	Avg	Long	TD	No	Yds	Avg	Long	TD
2011 Chicago	16-8	8	48	6.0	10	0	0	0	0.0	0	0
2012 Houston	16-0	0	0	0.0	0	0	0	0	0.0	0	0
2013 Miami	4-0	0	0	0.0	0	0	0	0	0.0	0	0
Dallas	4-0	1	4	4.0	4	0	0	0	0.0	0	0
<b>Totals</b>	<b>40-8</b>	<b>9</b>	<b>52</b>	<b>5.8</b>	<b>10</b>	<b>0</b>	<b>0</b>	<b>0</b>	<b>0.0</b>	<b>0</b>	<b>0</b>
<b>Playoffs</b>											
2012 Houston	1-0	0	0	0.0	0	0	0	0	0.0	0	0

**ADDITIONAL STATISTICS**

**Kickoff Returns** - 2011 (1 for 9 yards), 2013 (1 for 12 yards). **Totals: (2 for 21).**  
**Fumble Recoveries** - 2013 (1).

# TYRONE CRAWFORD

## 98 • Defensive End


6-4 • 285 • 11/22/89

Boise State • D3 for '12 (81st overall)

NFL: 3rd Year • Cowboys: 3rd Year

Games/Starts: 2013-0/0-IR; Career-16/0

Postseason: 2013-0/0-IR; Career-0/0



**PRO:** With their second selection of the 2012 NFL Draft, the Dallas Cowboys addressed the defensive line with a raw and gifted athlete in Tyrone Crawford in the third round (81st overall). Crawford worked into the mix on the defensive line as a rookie, playing in all 16 games and posting 33 tackles and five pressures. He worked through the offseason to compete for a starting spot in 2013 but a torn Achilles tendon suffered in training camp ended his season before it started. He spent 2013 rehabbing the injury and looks to again compete for a starting spot on the defensive line in 2014.

### TRANSACTION SUMMARY:

**8/27/13:** Placed on Reserve/Injured with an Achilles injury.

**4/27/12:** Drafted in the third round (81st overall) by Dallas.

### 2013:

• Tore his Achilles tendon during a training camp practice, underwent surgery and spent the season rehabbing.

### 2012:

- Played in all 16 games as a reserve end and finished with 33 tackles and five pressures.
- Made his NFL debut in the opener at the N.Y. Giants (9/5) but did not record any stats.
- Recorded the first stats of his career with three tackles and two pressures in the home-opening win over Tampa Bay (9/23).
- Had three tackles and a pressure at Philadelphia (11/11), one tackle against Cleveland (11/18) and a career-best five tackles on Thanksgiving Day against Washington (11/22).
- Had three tackles in each of the final three games of his rookie season - against Pittsburgh (12/16) and New Orleans (12/23) and at Washington (12/30).

### COLLEGE:

- Earned All-American Dream Team honors from *The NFL Draft Report* and was named All-Western Athletic Conference first-team by the league's coaches as a senior.
- Part of a defensive line that led the WAC and ranked 17th nationally in run defense (110.0 yards-per-game) and first in the WAC in scoring defense (18.69 points-per-game; 12th in the country) and total defense (320.85 yards-per-game; 16th in the country).
- Started 11 games while leading the team - tied for fourth in the WAC - with 6.5 sacks.
- Also paced the Broncos with 13.5 tackles for loss, which ranked third in the conference, while also tallying 44 tackles, two quarterback pressures, three forced fumbles, two fumble recoveries, returning one for a touchdown, and a blocked kick.
- Played in all 13 games as a reserve weak-side defensive end during his first season at Boise State and received All-America honorable mention from *Sports Illustrated*.
- Finished second on the squad with 7.0 sacks and tied for the team lead with 13.5 tackles for loss.
- Recorded 32 tackles with a forced fumble, a fumble recovery, a pass deflection and a blocked kick.
- Received All-America, All-State and All-Southern California Football Association first-team honors in addition to being named the SCFA and National Northern Division Defensive Most Valuable Player honors at Bakersfield Junior College.
- Recorded 42 tackles and led the team and ranked eighth among the state's junior colleges with 8.0 sacks and 14 tackles for loss.
- Earned All-SCFA first-team honors at Bakersfield as a freshman.
- Played in nine games with 38 tackles, 6.0 sacks, 13 tackles for loss, one breakup and a fumble recovery.

### PERSONAL:

- Attended Catholic Central High School, in Windsor, Ontario, Canada, where he was a three-sport standout.
- In four seasons on the gridiron, including his last two campaigns serving as team captain, the two-way player earned All-Windsor & Essex County Secondary School Athletic Association first-team honors.
- As a junior, was named the association's Most Valuable Player in football, and in 2006, was the recipient of the Royal Arcanum WECSAA Outstanding Athlete Award for all sports.
- Lettered twice in track and field at Central Catholic, as he captured gold medals both seasons in the shot put at the WECSAA, South Western Ontario Secondary School Athletic Association and Ontario Federation of School Athletic Associations championships.
- Also won gold medals in the discus at the WECSAA and SWOSSAA finals in 2004 and 2005.
- Added two more letters in basketball and was named the WECSAA Most Valuable Player in 2007, and was the recipient of the Bill Rogin Award, given to the top hoops player in the Ontario secondary schools.
- Was a physical education major.

### COMMUNITY:

- 2012 Rookie Club presented by UnitedHealthcare.
- 2012 NFL United Way Hometown Huddle.
- 2012-14 Dallas Cowboys U High School Camp.
- 2013-14 Dallas Cowboys Draft Day/Fan Appreciation Party.
- 2014 Stars over Texas Racing Against the Odds benefiting The American Diabetes Association.
- 2014 Draft Day Movie Premiere.



- Salvation Army Angel Tree Christmas Program.
- Kickoff Luncheon and Dallas Cowboys Family Cookbook benefitting Happy Hill Farm.
- Make-A-Wish Foundation of North Texas.
- Annual Team Holiday Hospital Visits.

### CRAWFORD'S COWBOYS TOTALS

Year	GP-GS	DEFENSE										INTERCEPTIONS				FUMBLES REC			
		ST	AT	TT	Sks-Yds	Tkl/Ls	QB Prs	PBU	FF	No Yds	Avg	Lg	TD	No Yds	Avg	Lg	TD		
2012 Dallas	16-0	18	15	- 33	0.0(0)	0(0)	5	0	0	0	0	0	0	0	0	0	0		
2013 Dallas	0-0	RESERVE/INJURED-Achilles										RESERVE/INJURED				RESERVE/INJURED			
<b>Totals</b>	<b>16-0</b>	<b>18</b>	<b>15</b>	<b>- 33</b>	<b>0.0(0)</b>	<b>0(0)</b>	<b>5</b>	<b>0</b>	<b>0</b>	<b>0</b>	<b>0</b>	<b>0</b>	<b>0</b>	<b>0</b>	<b>0</b>	<b>0</b>	<b>0</b>		

## LANCE DUNBAR

### 25 • Running Back


5-8 • 195 • 1/25/90

North Texas • FA for '12

NFL: 3rd Year • Cowboys: 3rd Year

Games/Starts: 2013-9/0; Career-21/0

Postseason: 2013-0/0; Career-0/0



**PRO:** Lance Dunbar signed with Dallas as a rookie free agent following the 2012 NFL Draft and spent the first month of his rookie season on the club's practice squad. With a foot injury to DeMarco Murray, Dunbar was activated on Oct. 8 and played in 12 games as a rookie. Dunbar returned in 2013 as the primary back-up to Murray and showed flashes of his abilities before a knee injury suffered on Thanksgiving Day ended his season. He returns in 2014 in full health and should be a contributor in Dallas' offense as a change-of-pace back.

#### TRANSACTION SUMMARY:

**12/3/13:** Placed on Reserve/Injured with a knee injury.

**10/8/12:** Signed to Dallas' active roster.

**8/31/12:** Released by Dallas and signed to the club's practice squad (9/1).

**5/4/12:** Signed with Dallas as a rookie free agent.

#### 2013:

- Was on the active roster from the start of the season as a reserve running back and finished the year with 30 carries for 150 yards, seven catches for 59 yards and a kickoff return for 28 before a knee injury against Oakland (11/28) landed him on Reserve/Injured.
- Made his season debut at Kansas City (9/15), missing the opener with a foot injury, and had one carry for 12 yards and a catch for four yards with a fumble lost.
- Rushed five times for 19 yards in the win over St. Louis (9/22).
- At Detroit (10/27) rushed five times for 16 yards.
- Had three runs for 20 yards along with two catches for 26 yards with a career-long 17-yard catch at the N.Y. Giants (11/24).
- Had career-highs in carries (12), yards (82-team high) and long rush (45) with one catch for 12 yards before leaving the Thanksgiving game against Oakland (11/28) with a knee injury in the fourth quarter.
- Landed on Reserve/Injured following the injury on Thanksgiving Day.

#### 2012:

- Spent the first four weeks of his rookie season on Dallas' practice squad before being activated on Oct. 8.
- Played in 12 games as a rookie and rushed 21 times for 75 yards and caught six passes for 33 yards. Also added 10 tackles on special teams and 12 kickoff returns for 261 yards (21.8 avg.).
- Made his NFL debut at Baltimore (10/14) and had one carry for 11 yards.
- Had his first career special teams stop at Carolina (10/21).
- Returned his first six career kickoffs and averaged 23.7 yards with a 44-yard return against the N.Y. Giants (10/28).
- Caught the first two passes of his career - for six yards - against Cleveland (11/18).

#### COLLEGE:

- As a senior at North Texas, established a school single-game record with a 313-yard performance, and finished the year with 1,115 rushing yards and 10 touchdowns on 269 carries. Also caught 29 passes for 350 yards and two touchdowns.
- Set a single-season school record and led the conference as a junior with 1,885 all-purpose yards, including 1,553 rushing (eighth in the NCAA) with 13 touchdowns on 274 carries.
- As a sophomore, named honorable mention All-America by *Sports Illustrated* after starting the final eight games of 12 games played and racking up 1,378 rushing yards and 17 touchdowns on 15 carries and catching 28 passes for 300 yards and a pair of scores.
- Played in five games, along with his first career start, as a freshman and rushed for 178 yards and a touchdown on 39 carries along with 12 catches for 51 yards.

#### PERSONAL:

- Was the MVP as a senior at Haltom High School in Haltom City, Texas, after rushing for more than 1,200 yards.

- Rushed for more than 1,100 yards and 14 touchdowns as a junior after transferring from De LaSalle High School in New Orleans, La.
- Was a two-sport letterman, adding a letter for the track and field team.

**COMMUNITY:**

- 2012 Rookie Club presented by UnitedHealthcare.
- 2012-14 Dallas Cowboys U High School Camp.
- 2013 Taste of the NFL: The Ultimate Cowboys Tailgate Party benefiting North Texas Food Bank.
- 2013-14 Dallas Cowboys Draft Day/Fan Appreciation Party.
- Salvation Army Angel Tree Christmas Program.
- Kickoff Luncheon and Dallas Cowboys Family Cookbook benefitting Happy Hill Farm.
- Make-A-Wish Foundation of North Texas.
- Annual Team Holiday Hospital Visits.

**DUNBAR'S COWBOYS TOTALS**

Year Team	GP-GS	RUSHING					RECEIVING				
		No	Yds	Avg	Long	TD	No	Yds	Avg	Long	TD
2012 Dallas	12-0	21	75	3.6	18	0	6	33	5.5	14	0
2013 Dallas	9-0	30	150	5.0	45	0	7	59	8.4	17	0
<b>Totals</b>	<b>21-0</b>	<b>51</b>	<b>225</b>	<b>4.4</b>	<b>45</b>	<b>0</b>	<b>13</b>	<b>92</b>	<b>7.1</b>	<b>17</b>	<b>0</b>

Year Team	No	KICKOFF RETURNS				SPECIAL TEAMS TACKLES							
		Yds	Avg	Long	TD	Solo	Asst	Tot	FF	FR	BP	BFG	BX
2012 Dallas	12	261	21.8	44	0	9	1	10	0	0	0	0	0
2013 Dallas	1	28	28.0	28	0	1	1	2	0	0	0	0	0
<b>Totals</b>	<b>13</b>	<b>289</b>	<b>22.2</b>	<b>44</b>	<b>0</b>	<b>10</b>	<b>2</b>	<b>12</b>	<b>0</b>	<b>0</b>	<b>0</b>	<b>0</b>	<b>0</b>

**JUSTIN DURANT****52 • Linebacker**


6-1 • 230 • 9/21/85

Hampton • UFA (Det) for '13

NFL: 8th Year • Cowboys: 2nd Year

Games/Starts: 2013-10/6; Career-89/74

Postseason: 2013-0/0; Career-3/3



**PRO:** The Dallas Cowboys added a quality veteran linebacker when they landed Justin Durant through free agency in 2013. Durant, an eighth-year pro, came to Dallas after starting 68 of his 79 career games, playing in both Jacksonville (2007-10) and Detroit (2011-12). He started six of the 10 games he played in 2013, missing five games with a hamstring injury that landed him on Reserve/Injured, and tallied 30 tackles. A former second round draft pick (48th overall) by Jacksonville in 2007, Durant has 619 career tackles, 17 breakups, 3.5 sacks, two interceptions, three forced fumbles and two fumble recoveries to his name.

**TRANSACTION SUMMARY:****12/17/13:** Placed on Reserve/Injured with a hamstring injury.**3/27/13:** Signed with Dallas as an unrestricted free agent through 2014.**7/29/11:** Signed with Detroit as an unrestricted free agent.**4/28/07:** Drafted in the second round (48th overall) by Jacksonville.**2013:**

- Started six of the 10 games he played in his first year in Dallas and posted 30 tackles, two for losses, two pressures, a breakup, one forced fumble and a fumble recovery.
- Made his Cowboys debut in the season-opening win against the N.Y. Giants (9/8) and finished with three stops.
- Posted six tackles and forced a fumble that was recovered by Sean Lee as a part of a defense that held St. Louis (9/22) to 18 first half yards.
- Had one tackle and recovered a fumble for a return of five yards in his return to Detroit (10/27).
- Tallied seven tackles, one for a loss and a breakup before an injured hamstring sidelined him in the third quarter at New Orleans (11/10).
- Returned to action after missing three games (hamstring) and tallied two tackles, one for a loss, before re-injuring his hamstring in the second quarter against Green Bay (12/15). Did not return and landed on Reserve/Injured two days later.

**2012 (Detroit):**

- Started 14-of-16 games and was second on the defense with 103 tackles to go with a half sack, seven tackles for losses and three breakups.
- In the home-opening win over St. Louis (9/9), led the team with a season-best 12 tackles, one for a loss.
- Was third on the squad at San Francisco (9/16) with seven stops before posting four solo stops at Tennessee (9/23).
- Led the Lions for the second time with eight tackles, one for a loss, in the overtime win at Philadelphia (10/14).



- Second on the team with seven tackles while notching his half sack and a pass breakup at Chicago (10/22).
- Had seven tackles (second on the team) against Seattle (10/28) before leading the unit for consecutive games with seven tackles against Jacksonville (11/4) and nine at Minnesota (11/11).
- On Thanksgiving Day against Houston (11/22), posted eight stops, one for a loss, and a deflection.

#### 2011 (Detroit):

- Started 12 of the 13 games he played, missing three games with a concussion, and finished with 68 tackles, one sack, a forced fumble and a pass breakup.
- Part of a defense that gave up 56 rushing yards - a season-low road rushing output - at Tampa Bay (9/11).
- In the home opener against Kansas City (9/18), led the defense with 11 tackles.
- Added six tackles in Detroit's overtime win at Minnesota (9/25).
- Was inactive with a concussion at Dallas (10/2), against Chicago (10/10) and against San Francisco (10/16).
- Returned to the starting lineup against Atlanta (10/23) and notched four tackles and a pass breakup.
- At Denver (10/30) had two tackles while limiting the Broncos to just 117 net passing yards.
- Led the defense with seven tackles, with one for a loss, at Chicago (11/30).
- Posted his first sack of the season to go with three tackles against Green Bay (11/24).
- Forced a fumble and tallied seven stops at Oakland (12/18).
- Added his second sack of the season with a team-best 11 tackles against San Diego (12/24).
- In the season-finale at Green Bay (1/1/12), led the defense with nine stops.
- In a wild card game at New Orleans (1/7/12), finished with nine tackles.

#### 2010 (Jacksonville):

- Started nine of the 10 games he played, missing six with ankle and groin injuries, and finished the season third on the defense with 99 tackles along with five tackles for losses, three breakups and a fumble recovery.
- Tied for the team-high with 11 tackles, with one for a loss, in the opener against Denver (9/12) before posting three tackles, one for a loss, in 11 plays at San Diego (9/19).
- Sprained his ankle at the Chargers and missed the next three games but returned against Tennessee (10/18) with 13 tackles and one for lost yardage.
- Missed the start at Dallas (10/31) but notched a regular season career-best 17 tackles (16 solo) with one behind the line of scrimmage.
- Recovered a fumble to help the Jaguars to the win against Houston (11/14).
- Had his fifth double-digit tackle game of the season with 10 tackles against Cleveland (11/21).
- Suffered a groin injury after posting nine tackles against Oakland (12/12) and was inactive for the remaining three games of the season.

#### 2009 (Jacksonville):

- Moved from outside linebacker to the middle and started a then career-high 13 games, missing three starts due to injury and finished second on the club with 135 tackles, posting double-digit tackle figures five times.
- Added one sack, an interception, two tackles for losses, three pressures and a forced fumble.
- Led the team in the season opener at Indianapolis (9/13) with 14 tackles, then bettered that total the next week with a team-high 15 stops with a forced fumble against Arizona (9/20).
- Posted a team-best 10 tackles at Houston (9/27) before finishing the contest against Tennessee (10/4) with nine stops.
- Was inactive at Seattle (10/11) and against St. Louis (10/18) with a hip injury but returned at Tennessee with a career-best 17 tackles, playing all 67 snaps.
- Had consecutive nine-tackle games against Kansas City (11/8) and at the N.Y. Jets (11/15) but was inactive against Buffalo (11/22) after suffering a concussion in the Jets game.
- Played at San Francisco (11/29) and tallied eight tackles before adding eight tackles, a sack, an interception and two pressures against Houston (12/6) to earn AFC Defensive Player of the Week.
- Surpassed 100 tackles for the second straight season after racking up 13 stops against Miami (12/13) then finished the season with seven-tackle games at New England (12/27) and at Cleveland (1/3/10).

#### 2008 (Jacksonville):

- Started 12-of-14 games played and placed third on the team with 113 tackles. Led the team with seven tackles for lost yardage along with six passes defended and a pressure. Added three special teams stops.
- Named to the *USA Today* All-Joe Team.
- Posted eight stops in the opener at Tennessee (9/7).
- Injured his groin in a start against Buffalo (9/14) and missed games at Indianapolis (9/21) and against Houston (9/28).
- Returned to the field against Pittsburgh (10/5) and notched 10 stops and a pass breakup.
- Started at Denver (10/12) to finish with six tackles, one for a loss, and a breakup.
- Had 11 tackles in a start against Cleveland (10/26) then played all snaps with 12 tackles at Detroit (11/9).
- Posted nine tackles and two special teams stops against Tennessee (11/16) before leading the team with two tackles for losses against Minnesota (11/23).
- Added six tackles and a pressure against Green Bay (12/14) before racking up 10 tackles and a breakup against Indianapolis (12/18).
- Played the entire game and tallied a season-best 14 tackles in the finale at Baltimore (12/28).

#### 2007 (Jacksonville):

- After being selected in the second round (48th overall) in the NFL Draft, started eight of the 13 games he played and recorded 71 tackles, three stops for losses, one sack, and an interception.
- Led the team in two postseason starts with 31 tackles.
- Made his NFL debut as a reserve in the opener against Tennessee (9/9) and notched a pair of special teams tackles.
- Earned his first career start against Atlanta (9/16) and had his first six defensive stops.
- Took over as the full-time starter against Buffalo (11/25) when Mike Peterson suffered a season-ending injury prior to the game and intercepted his first career pass while leading the team with 11 tackles.
- Tallied 11 tackles at Indianapolis (12/2) before posting a then career-best 13 stops at Pittsburgh (12/16).
- Had his first career sack, along with a team-best 12 tackles against Oakland (12/23).
- Started a wild card playoff game at Pittsburgh (1/5/08) and led the team with 17 tackles - second in team playoff history.

- In the AFC Divisional Playoff Game at New England (1/12/08) finished second on the defense with 14 stops.
- Became the first student/athlete in Mid-Eastern Athletic Conference history to earn MEAC Defensive Player of the Year honors three times.
- Started 39 of the 43 games he played at middle linebacker for Hampton and left second in school history with 353 tackles while adding 10.0 sacks, three fumble recoveries and four interceptions.

**COLLEGE:**

- Lettered four years in football at Wilson Bay High School in Florence, S.C.
- Member of the all-state team and twice named to the all-area squad as well as a member of the school's national honor society.
- Majored in sports management at Hampton.

**COMMUNITY:**

- 2013 Taste of the NFL: The Ultimate Cowboys Tailgate Party benefiting North Texas Food Bank.
- 2013-14 Dallas Cowboys U High School Camp.
- Annual Team Holiday Hospital Visits.
- Make-A-Wish Foundation of North Texas.
- Kick Off Luncheon.

**DURANT'S NFL TOTALS**

Year Team	GP-GS	DEFENSE							INTERCEPTIONS					FUMBLES REC					
		ST	AT	TT	Sks-Yds	Tkl/Ls	QB Prs	PBU	FF	No	Yds	Avg	Lg	TD	No	Yds	Avg	Lg	TD
2007 Jacksonville.....	13-8	51	20	- 71	1.0(-6)	3(-7)	5	2	0	1	2	2.0	2	0	0	0	0.0	0	0
2008 Jacksonville.....	14-12	81	32	- 113	0.0(0)	7(-21)	1	6	0	0	0	0.0	0	0	0	0.0	0	0	
2009 Jacksonville.....	13-13	90	45	- 135	1.0(-6)	2(-6)	3	1	1	1	27	27.0	27	0	0	0.0	0	0	
2010 Jacksonville.....	10-9	71	28	- 99	0.0(0)	5(-7)	0	3	0	0	0	0.0	0	0	1	0	0.0	0	
2011 Detroit.....	13-12	53	15	- 68	1.0(0)	5(-12)	2	1	1	0	0	0.0	0	0	0	0.0	0	0	
2012 Detroit.....	16-14	82	21	- 103	0.5(-4)	7(-14)	2	3	0	0	0	0.0	0	0	0	0.0	0	0	
2013 Dallas.....	10-6	20	10	- 30	0.0(0)	2(-8)	2	1	1	0	0	0.0	0	0	1	5	5.0	5	
<b>Totals.....</b>	<b>89-74</b>	<b>448</b>	<b>171</b>	<b>- 619</b>	<b>3.5(-16)</b>	<b>31(-75)</b>	<b>15</b>	<b>17</b>	<b>3</b>	<b>2</b>	<b>29</b>	<b>14.5</b>	<b>27</b>	<b>0</b>	<b>2</b>	<b>5</b>	<b>2.5</b>	<b>5</b>	<b>0</b>
<b>Playoffs</b>																			
2007 Jacksonville.....	2-2	23	8	- 31	0.0(0)	4(-6)	-	1	0	0	0	0.0	0	0	0	0.0	0	0	0
2011 Detroit.....	1-1	6	3	- 9	0.0(0)	0(-)	-	0	0	0	0	0.0	0	0	2	0	0.0	0	0
<b>Totals.....</b>	<b>3-3</b>	<b>29</b>	<b>11</b>	<b>- 40</b>	<b>0.0(0)</b>	<b>4(-6)</b>	<b>-</b>	<b>1</b>	<b>0</b>	<b>0</b>	<b>0</b>	<b>0.0</b>	<b>0</b>	<b>0</b>	<b>2</b>	<b>0</b>	<b>0.0</b>	<b>0</b>	<b>0</b>

**ADDITIONAL STATISTICS**

Spec. Teams Tackles - 2007 (4-1-5), 2008 (3-0-3).  
Totals: (7-1-8).

**SINGLE-GAME HIGHS**

Tackles - 17 at Tennessee, 11/1/09 and at Dallas, 10/31/10  
Playoffs - 17, at Pittsburgh, 1/5/08  
Solo Tackles - 16 at Dallas, 10/31/10  
Playoffs - 12, at Pittsburgh, 1/5/08

**DURANT'S CAREER GAME-BY-GAME  
DEFENSE**

Game	2007 (Jacksonville)							2008 (Jacksonville)								
	ST	AT	TT	Sks-Yds	Tkl/Ls	QB Prs	PBU	Game	ST	AT	TT	Sks-Yds	Tkl/Ls	QB Prs	PBU	
L-Ten 9/9.....								L-@ Ten 9/7.....	8	0	- 8					
W-Atl 9/16.....	2	4	- 6					L-Buf 9/14.....	2	1	- 3					
W-@ Den 9/23.....	2	0	- 2		1(-1)			W-@ Ind 9/21.....				INACTIVE/INJURED-Groin				
W-@ KC 10/7.....				INACTIVE/INJURED-Knee				W-Hou 9/28.....				INACTIVE/INJURED-Groin				
W-Hou 10/14.....	1	1	- 2					L-Pit 10/5.....	5	5	- 10				1	
L-Ind 10/22.....								W-@ Den 10/12.....	6	0	- 6		1(-9)			
W-@ TB 10/28.....	1	2	- 3			2		L-Cle 10/26.....	5	6	- 11		1(-1)		1	
L-@ NO 11/4.....				INACTIVE				L-@ Cin 11/2.....	8	1	- 9		1(-3)			
W-@ Ten 11/11.....				RESERVE/SUSPENDED				W-@ Det 11/9.....	8	4	- 12		1(-2)			
W-SD 11/18.....								L-Ten 11/16.....	8	1	- 9		1(-3)			
W-Buf 11/25.....	8	3	- 11		1(-4)			L-Min 11/23.....	5	2	- 7		2(-3)			
L-@ Ind 12/2.....	9	2	- 11			2	1	L-@ Hou 12/1.....	2	2	- 4					
W-Car 12/9.....	2	2	- 4					L-@ Chi 12/7.....	4	0	- 4				2	
W-@ Pit 12/16.....	12	1	- 13					W-GB 12/14.....	4	2	- 6			1		
W-Oak 12/23.....	8	4	- 12	1.0(-6)	1(-2)	1		L-Ind 12/18.....	7	3	- 10			1		
L-@ Hou 12/30.....	6	1	- 7			1		L-@ Bal 12/28.....	9	5	- 14			1		
<b>Totals.....</b>	<b>51</b>	<b>20</b>	<b>- 71</b>	<b>1.0(-6)</b>	<b>3(-7)</b>	<b>5</b>	<b>2</b>	<b>Totals.....</b>	<b>81</b>	<b>32</b>	<b>- 113</b>		<b>7(-21)</b>	<b>1</b>	<b>6</b>	
<b>Playoffs</b>																
W-@ Pit 1/5/08.....	12	5	- 17		2(-3)											
L-@ NE 1/12/08.....	11	3	- 14		2(-3)											
<b>Totals.....</b>	<b>23</b>	<b>8</b>	<b>- 31</b>		<b>4(-6)</b>											



DURANT'S CAREER GAME-BY-GAME, CONT.

2009 (Jacksonville)

Game	ST	AT	TT	Sks-Yds	Tkl/Ls	QB Prs	PBU
L-@ Ind 9/13	11	3	14				
L-Ari 9/20	13	2	15				
W-@ Hou 9/27	8	2	10				
W-Ten 10/4	6	3	9				
L-@ Sea 10/11				INACTIVE/INJURED-Hip			
W-Sit 10/18				INACTIVE/INJURED-Hip			
L-@ Ten 11/1	13	4	17				
W-KC 11/8	5	4	9				
W-@ NYJ 11/15	7	2	9				
W-Buf 11/22				INACTIVE/INJURED-Concussion			
L-@ SF 11/29	3	5	8		1(-2)		
W-Hou 12/6	6	2	8	1.0(-6)		2	1
L-Mia 12/13	8	5	13				
L-Ind 12/17	6	3	9		1(-4)	1	
L-@ NE 12/27	3	4	7				
L-@ Cle 1/3/10	1	6	7				
<b>Totals</b>	<b>90</b>	<b>45</b>	<b>-135</b>	<b>1.0(-6)</b>	<b>2(-6)</b>	<b>3</b>	<b>1</b>

2010 (Jacksonville)

Game	ST	AT	TT	Sks-Yds	Tkl/Ls	QB Prs	PBU
W-Den 9/12	6	5	11		1(-1)		
L-@ SD 9/19	3	0	3		1(-1)		
L-Phi 9/26				INACTIVE/INJURED-Ankle			
W-Ind 10/3				INACTIVE/INJURED-Ankle			
W-@ Buf 10/10				INACTIVE/INJURED-Ankle			
L-Ten 10/18	10	3	13		1(-1)		
L-@ KC 10/24	11	4	15		1(-2)		
W-@ Dal 10/31	16	1	17		1(-1)		
W-Hou 11/14	4	4	8				
W-Cle 11/21	9	1	10		1(-2)		
L-@ NYG 11/28	6	3	9			2	
W-@ Ten 12/5	3	1	4			1	
W-Oak 12/12	3	6	9				
L-@ Ind 12/19				INACTIVE/INJURED-Groin			
L-Was 12/26				INACTIVE/INJURED-Groin			
L-@ Hou 1/2/11				INACTIVE/INJURED-Groin			
<b>Totals</b>	<b>71</b>	<b>28</b>	<b>-99</b>		<b>5(-7)</b>	<b>3</b>	

2011 (Detroit)

Game	ST	AT	TT	Sks-Yds	Tkl/Ls	QB Prs	PBU
W-@ TB 9/11	4	0	4				
W-KC 9/18	8	3	11		1(-2)		
W-@ Min 9/25	6	0	6		1(-4)		
W-@ Dal 10/2				INACTIVE/INJURED-Concussion			
W-Chi 10/10				INACTIVE/INJURED-Concussion			
L-SF 10/16				INACTIVE/INJURED-Concussion			
L-Atl 10/23	2	2	4			1	
W-@ Den 10/30	2	0	2				
L-@ Chi 11/13	7	0	7		1(-3)		
W-Car 11/20	2	0	2				

2011 (Detroit), cont.

Game	ST	AT	TT	Sks-Yds	Tkl/Ls	QB Prs	PBU
L-GB 11/24	1	2	3	1.0(0)			
L-@ NO 12/4	2	0	2		1(-1)		
W-Min 12/11	0	0	0				
W-@ Oak 12/18	5	2	7				
W-SD 12/24	8	3	11		1(-2)		
L-@ GB 1/1/12	6	3	9				
<b>Totals</b>	<b>53</b>	<b>15</b>	<b>-68</b>	<b>1.0(0)</b>	<b>5(-12)</b>	<b>1</b>	

Playoffs

L-@ NO 1/7/12	6	3	9				
---------------	---	---	---	--	--	--	--

2012 (Detroit)

Game	ST	AT	TT	Sks-Yds	Tkl/Ls	QB Prs	PBU
W-Sit 9/9	7	5	12		1(-2)		
L-@ SF 9/16	6	1	7				
L-@ Ten 9/23	4	0	4		1(-5)		
L-Min 9/30	5	1	6		2(-2)		
W-@ Phi 10/14	8	0	8		1(-2)		
L-@ Chi 10/22	5	2	7	0.5(-4)		1	
W-Sea 10/28	7	0	7				
W-@ Jac 11/4	7	0	7				
L-@ Min 11/11	6	3	9				
L-GB 11/18	4	1	5		1(-2)		
L-Hou 11/22	7	1	8		1(-1)	1	
L-Ind 12/2	2	0	2			1	
L-@ GB 12/9	3	1	4				
L-@ Ari 12/16	2	1	3				
L-Atl 12/22	5	3	8				
L-Chi 12/30	4	2	6				
<b>Totals</b>	<b>82</b>	<b>21</b>	<b>-103</b>	<b>0.5(-4)</b>	<b>7(-14)</b>	<b>3</b>	

2013 (Dallas)

Game	ST	AT	TT	Sks-Yds	Tkl/Ls	QB Prs	PBU
W-NYG 9/8	2	1	3				
L-@ KC 9/15	3	1	4				
W-Sit 9/22	4	2	6				
L-@SD 9/29	1	1	2				
L-Den 10/6				INACTIVE/INJURED-Groin			
W-Was 10/13						1	
W-@ Phi 10/20						1	
L-@ Det 10/27	1	0	1				
W-Min 11/3	4	1	5				
L-@ NO 11/10	4	3	7		1(-2)	1	
W-@ NYG 11/24				INACTIVE/INJURED-Hamstring			
W-Oak 11/28				INACTIVE/INJURED-Hamstring			
L-@ Chi 12/9				INACTIVE/INJURED-Hamstring			
L-GB 12/15	1	1	2		1(-6)		
W-@ Was12/22				RESERVE/INJURED-Hamstring			
L-Phi 12/29				RESERVE/INJURED-Hamstring			
<b>Totals</b>	<b>20</b>	<b>10</b>	<b>-30</b>		<b>2(-8)</b>	<b>2</b>	<b>1</b>

# GAVIN ESCOBAR

## 89 • Tight End


6-6 • 260 • 2/3/91

San Diego State • D2 for '13 (47th overall)

NFL: 2nd Year • Cowboys: 2nd Year

Games/Starts: 2013-16/1; Career-16/1

Postseason: 2013-0/0; Career-0/0



**PRO:** Looking to further evolve the offense, the Dallas Cowboys added another weapon to their arsenal with the second round selection (47th overall) of tight end Gavin Escobar in the 2013 NFL Draft. The addition of Escobar gives the Cowboys the competitive advantage of running a two tight end offense that can be masked as either a run or pass, constantly keeping the opposing defense guessing. As a rookie, Escobar served as

an understudy of the Cowboys all-time receptions leader, Jason Witten, and came on as a red zone threat late in the season, finishing with nine catches for 134 yards and two touchdowns. His height and size make him an intriguing target in the red zone where as a collegian, he caught 17 career touchdowns - including 13 in his final two seasons (2011-12) to tie for second in the country among tight ends during that time. Escobar will continue his development as a receiving threat as he begins his second pro season.

**TRANSACTION SUMMARY:**

**4/26/13:** Drafted in the second round (47th overall) by Dallas.

**2013:**

- After being selected in the second round (47th overall) in the NFL Draft, went on to play in all 16 games with one start and finished with nine catches for 134 yards and a pair of touchdowns.
- Made his NFL debut in the opening win over the N.Y. Giants (9/8), catching his first career pass for seven yards.
- Added one catch for nine yards at Kansas City (9/15) before hauling in his first career scoring catch with a 24-yarder against St. Louis (9/22).
- Had one catch for a career-long 25 yards against Denver (10/6).
- Caught two passes for 32 yards, including a career-long tying 25-yarder, at Chicago (12/9).
- Made the first start of his career as the second tight end against Green Bay (12/15) and helped block for Murray's 134 yards (7.4) while adding one catch for 15 yards.
- Had his second career scoring grab on a 17-yard catch-and-run in the season finale against Philadelphia (12/29).

**COLLEGE:**

- Earned first-team All-Mountain West and All-American honorable mention selections as a junior, finishing the season with the team lead in receptions (42), receiving yards (543) and receiving touchdowns (six) while playing in 13 games with six starts.
- Played in all 13 outings, starting six as a sophomore, despite breaking his hand mid-season and totaled 51 grabs for 780 yards and seven scores as a sophomore.
- Played in all 13 contests, starting the last 12, as his 29 catches and four touchdowns were third on the team along with 323 receiving yards on the season as a redshirt freshman.

**PERSONAL:**

- Attended Santa Margarita Catholic High School in Orange County, Calif.
- Listed as the No. 79 tight end nationally by Scout.com.
- A 2008 Trinity League second-team selection on offense after grabbing 37 receptions for 492 yards and six scores as a senior wide receiver.
- Had seven receptions for 130 yards against St. Bonaventure, the eventual state Division III champion, and was named the player of the game for his performance.
- As a junior, caught 11 passes for 163 yards (14.8 yards-per-catch) as a tight end and also saw time at defensive end.
- Also lettered as a junior and senior in basketball.
- Majored in public administration at San Diego State.

**COMMUNITY:**

- 2013 Rookie Club presented by UnitedHealthCare.
- 2013-14 Dallas Cowboys U High School Camp.
- 2014 Project Sunshine with UnitedHealthCare.
- 2014 Draft Day/Fan Appreciation Party.
- Annual Team Holiday Hospital Visits.
- Kickoff Luncheon.
- Make-A-Wish Foundation of North Texas.

**ESCOBAR'S COWBOYS TOTALS**

Year Team	GP-GS	RECEIVING					SINGLE-GAME HIGHS	
		No	Yds	Avg	Long	TD	Receptions - 2 at Chicago (12/9)	Receiving Yards - 32 at Chicago (12/9)
2013 Dallas	16-1	9	134	14.9	25	2		

**TRAVIS FREDERICK**

72 • Center


6-3 • 315 • 3/18/91

Wisconsin • D1 for '13 (31st overall)

NFL: 2nd Year • Cowboys: 2nd Year

Games/Starts: 2013-16/16; Career-16/16

Postseason: 2013-0/0; Career-0/0



**PRO:** After trading down to get the 31st (from 18th) and 74th overall picks in the 2013 NFL Draft, the Dallas Cowboys invested in the foundation of the offensive line for years to come when they selected center Travis Frederick in the first round of the 2013 NFL Draft. As a rookie, Frederick earned the starting nod at center in training camp and became the first rookie to start a game at center for Dallas since Al Johnson in 2004 and the first rookie center to start a season opener for the Cowboys since Andre Gurode in 2002. He went on to start all 16 games - the first rookie center in club history to accomplish the feat - and continued to improve as the season continued. Frederick displayed position flex through his collegiate and prep career, earning starts at both center and guard while at Wisconsin and playing offensive and defensive tackle while at Big Foot High School in Walworth, Wis.



**TRANSACTION SUMMARY:**

**4/25/13:** Drafted in the first round (31st overall) by Dallas.

**2013:**

- After being selected in the first round (31st overall) in the NFL Draft, earned the starting center nod in training camp and started all 16 games.
- Made his NFL debut as the starting center in the opening-win over the N.Y. Giants (9/8). Became the first rookie to start a game at center for Dallas since Al Johnson in 2004 and the first rookie center to start a season opener for the Cowboys since Andre Gurode in 2002.
- Helped the offense rush for 193 yards, including 175 by DeMarco Murray, as Romo threw three touchdown passes in the win over St. Louis (9/22).
- Helped block for Romo against Denver (10/6), who finished with a club-record 506 yards with five touchdowns, completing 25-of-36 passes for a 140.0 rating. The offense gained 522 yards (tied for 12th in club history) and scored six touchdowns (tied for 11th).
- In the win at Philadelphia (10/20), the offense controlled the clock for 36:13 and racked up 368 yards - 74 rushing and 294 passing.
- Helped block for three Murray rushing touchdowns against Oakland (11/28). It was the first multi-rushing touchdown game by a Cowboy running back since Marion Barber had two at New Orleans (12/10/09) and the first three-score game since Julius Jones at Seattle (12/6/04).
- Blocked for a running game that racked up 198 yards on 28 carries (7.1 avg) and a passing game that garnered four touchdowns in the loss at Chicago (12/9).
- The offense racked up 466 yards (second this season) behind Murray's 134 yards (7.4) with one touchdown and Romo's 358 yards and two touchdowns against Green Bay (12/15).
- Orton started at quarterback in the finale against Philadelphia (12/29) and the line did not yield a sack on 64 snaps.

**COLLEGE:**

- Earned All-America first-team honors from *The NFL Draft Report* and *Pro Football Weekly* after starting all 14 games at center and being credited with 19 touchdown-producing blocks and 87 knockdowns.
- As a redshirt sophomore, started 13 games (11 at left guard, two at center) for the Badgers, missing one game with an MCL sprain suffered in the season opener.
- Was redshirted as a sophomore because of veteran depth on the offensive line.
- Made school history as the first true freshman to start on the offensive line in the season opener when he started at center against Northern Illinois.

**PERSONAL:**

- Named a three-star prospect by Rivals.com as a three-time all-state selection and team captain at Big Foot High School.
- Named the *Beloit Daily News* and *Wisconsin State Journal* Player of the Year as a senior, playing both offensive and defensive tackle and racking up 151 tackles, eight sacks, 26 tackles for losses, seven fumble recoveries and two forced fumbles through his career.
- Also lettered three times in track and field and twice in wrestling.
- Was a National Honor Society member and graduated early to enroll at Wisconsin for 2009 spring camp.
- Earned his degree in engineering mechanics with an emphasis in computer engineering at Wisconsin.

**COMMUNITY:**

- 2013 Rookie Club presented by UnitedHealthcare.
- 2013-14 Dallas Cowboys U High School Camp.
- 2014 Albertson's All Star Gala benefitting The Salvation Army and Muscular Dystrophy Association.
- 2014 Draft Day/Fan Appreciation Party.
- Annual Team Holiday Hospital Visits.
- Kickoff Luncheon.
- Make-A-Wish Foundation of North Texas.

**FREDERICK'S COWBOYS TOTALS**

**GAMES/STARTS:** 2013 (16/16).

**DOUG FREE**

**68 • Tackle**


6-6 • 325 • 1/6/84

Northern Illinois • D4b for '07 (122nd overall)

NFL: 8th Year • Cowboys: 8th Year

Games/Starts: 2013-16/16; Career-81/71

Postseason: 2013-0/0; Career-2/0



**PRO:** The Cowboys drafted Doug Free in the fourth round (122nd overall) of the 2007 NFL Draft with the hopes of him developing into a key player on the offensive line. He spent the first three seasons of his career learning from some of the best in the NFL, including 12-year veteran Flozell Adams and former first round draft picks Marc Colombo and Leonard Davis. The 2010 season was a welcomed change for Free, and a surprise outcome for the Cowboys, as he became the club's starting left tackle following the release of Adams in the offseason. After consistency and dependability at the position for the better part of 12 years, Free

stepped up to the challenge and was one of the top performers on the offense through the season, displaying the same consistency and dependability the club has expected from its blind-side protector. After starting seven games at right tackle in 2009 in place of an injured Colombo, Free started all 16 games at left tackle in 2010. He again manned the left tackle position in 2011, starting all 16 games and helping the club to its second-best offensive yardage output in the history of the organization (6,008 yards). Free then made the move back to right tackle where he started all 16 games of the 2012 season, helping the club to its third-best offensive yardage output in team history (5,994) and its best passing yardage (4,729). Free again manned the right side in 2013 and put together a solid season that should see him return to start again in 2014.

#### TRANSACTION SUMMARY:

**7/29/11:** Signed a four-year contract extension through 2014.

**4/29/07:** Drafted in the fourth round (122nd overall) by Dallas.

#### 2013:

- For the fourth consecutive season, started all 16 games while playing right tackle as the Dallas offense surged for 5,458 total net yards. He also helped block for DeMarco Murray as the Cowboys lead rusher totaled 1,121 yards on the ground for the first 1,000-yard season of his career. It also marked the first Cowboys rusher over the 1,000-yard mark since 2006.
- Started at right tackle in the opener against the N.Y. Giants (9/8) and helped block for 331 yards on 74 plays while the offense held the ball for 37:10 in the win.
- Helped the offense rush for 193 yards, including 175 by DeMarco Murray, as Romo threw three touchdown passes in the win over St. Louis (9/22).
- Helped block for Romo against Denver (10/6), who finished with a club-record 506 yards with five touchdowns, completing 25-of-36 passes for a 140.0 rating. The offense gained 522 yards (tied for 12th in club history) and scored six touchdowns (tied for 11th).
- In the win at Philadelphia (10/20), the offense controlled the clock for 36:13 and racked up 368 yards - 74 rushing and 294 passing.
- Helped block for three Murray rushing touchdowns against Oakland (11/28). It was the first multi-rushing touchdown game by a Cowboy running back since Marion Barber had two at New Orleans (12/10/09) and the first three-score game since Julius Jones at Seattle (12/6/04).
- Blocked for a running game that racked up 198 yards on 28 carries (7.1 avg) and a passing game that garnered four touchdowns in the loss at Chicago (12/9).
- The offense racked up 466 yards (second this season) behind Murray's 134 yards (7.4) with one touchdown and Romo's 358 yards and two touchdowns against Green Bay (12/15).
- Orton started at quarterback in the finale against Philadelphia (12/29) and the line did not yield a sack on 64 snaps.

#### 2012:

- Started all 16 games, making the move back to right tackle, and helped the offense rack up 5,994 net yards - third in a season in team history - as Tony Romo threw for a career-high and club record 4,903 yards.
- Started at right tackle in the opener at the N.Y. Giants (9/5) and helped block for a 100-yard rusher (Murray, 131), 100-yard receiver (Ogletree, 114) and a 300-yard passer (Romo, 307).
- Helped the offense control the clock for 33:37 and gain 312 yards while not allowing a sack at Carolina (10/21).
- Helped block for Romo, who threw for a then career-high 437 yards - third in team history - on a club-record 62 attempts with 36 completions - good for second in team history.
- The offense gained 377 yards at Atlanta (11/4) while not turning the ball over for the first time on the season.
- Did not yield a turnover for the second consecutive week in the win at Philadelphia (11/11).
- Against Washington (11/22) blocked for Romo to attempt a career-high and club-record tying 62 passes while completing a career-best 37 (second in club history), throwing for a career-high 441 yards and completing a career-long 85-yard touchdown pass.
- Started at Cincinnati (12/9) but rotated series with Jermy Parnell throughout the game.
- Rotated with Parnell and helped the offense convert 11-of-19 (57.9%) third down chances in the win at Cincinnati (12/9) before providing time for Romo to throw for his eighth 300-yard game of the season (328 yards) in the overtime win against Pittsburgh (12/16).
- Again rotated with Parnell to help Romo throw for 416 yards - his third 400-yard game of the season - and four touchdowns in the overtime loss to New Orleans (12/23).

#### 2011:

- For the second consecutive season, started all 16 games at left tackle and helped the club to 6,008 yards - the second-best yardage output in the history of the franchise.
- Allowed time for Romo to throw for 342 yards while improving his club record of consecutive games with a touchdown pass to 19 in the season opener at the N.Y. Jets (9/11).
- Romo threw for 345 yards, his 28th career 300-yard game, and a pair of touchdowns - his 20th straight game with a touchdown pass.
- Helped block for the first 100-yard rusher of the season - Felix Jones, 115 yards - in the home-opening win over Washington (9/26).
- Aided the offense in racking up 434 yards against Detroit (10/2).
- Opened holes for Murray to rush for a club-record 253 yards as the team finished with the fourth-most rushing yards in a game in team history (294) against St. Louis (10/23).
- The offensive line did not give up a sack in back-to-back games against Seattle (11/6) and Buffalo (11/13) as Romo completed a career-high tying 13 straight passes to open the game against the Bills. The offense also scored a touchdown on each of its first four possessions to open the Bills game for the first time in team history.
- Blocked for a new quarterback in Stephen McGee against Philadelphia (12/24) after Romo was out with a hand injury following the first series. McGee finished his first action of the season 24-of-38 for 182 yards and a touchdown behind the line's effort.

#### 2010:

- Started 16 games for the first time in his career, manning the left tackle position.
- Made his first career start at left tackle in the season opener at Washington (9/12) and helped the team gain 380 total yards while controlling the clock for 34:03.
- In the home opener against Chicago (9/19), was part of an offense that racked up 410 yards - 374 through



the air - and did not allow a sack on 51 attempts.

- Against Tennessee (10/10) the offense posted 511 yards to mark the team's first 500-yard game since racking up 502 against St. Louis (9/30/07). It was the most yards gained by Dallas since the club had 541 in an overtime win at Washington (9/12/99), and it was the most in a non-overtime game since going for 513 against Minnesota (11/26/98).
- The Titans managed a season-high six sacks, but the line blocked for Romo's then career-high 406 yards and Felix Jones topped 100 yards to mark the first time in team history a passer threw for 400 yards and a rusher topped 100.
- Was part of an offensive line against the N.Y. Giants (10/25) that had to adjust with three losses (Romo, fractured clavicle, Kyle Kosier, ankle, and Montrae Holland, groin). The line then allowed three sacks of Jon Kitna on 33 attempts as the quarterback threw for 187 yards and two touchdowns in the loss.
- Helped the offense gain 415 yards with 379 through the air by Kitna - the club's new starting quarterback - against Jacksonville (10/31).
- In Jason Garrett's first win as the interim head coach, the line protected Kitna for 327 yards and three touchdowns with one interception on 13-of-22 passing at the N.Y. Giants (11/14).
- On Thanksgiving Day against New Orleans (11/25), the line helped the offense gain 457 yards, including 144 on the ground, with three rushing touchdowns - the team's first three-rushing touchdown performance since the AT&T Stadium opener against the N.Y. Giants (9/20/09).
- Dallas gained a season-high 217 rushing yards - the most since Sept. 20, 2009 - as Kitna completed 18-of-26 passes for 167 yards and a touchdown in the overtime win at Indianapolis (12/5).
- Helped rack up 434 yards while controlling the clock for 35:21 in the win against Washington (12/19).
- On Christmas night at Arizona (12/25), the offense converted 24 first downs and notched 382 yards despite McGee seeing his first career action at quarterback with the loss of Kitna (abdominal) through the second half.
- In the season-ending win at Philadelphia (1/2/11), the line protected McGee, who made the first start of his career, to complete 11-of-27 passes for 127 yards and a touchdown.

**2009:**

- Earned the first seven starts of his career, filling in at right tackle in place of Colombo, while seeing time in all 16 games.
- The Cowboys finished second in the NFL (second in the NFC) in total offense, averaging 399.4 yards-per-game.
- Dallas' passing game finished sixth in the NFL (second in the NFC) with 267.9 yards-per-game.
- The rushing offense ranked seventh in the NFL (third in the NFC), gaining 2,103 yards on the season, 131.4 yards-per-game.
- Dallas gained 6,390 total yards of offense to mark the most in a season in team history and the first 6,000-yard season in team history.
- Against Atlanta (10/25) played on special teams and relieved Adams in the fourth quarter at left tackle.
- Filled in at right tackle when Colombo suffered a broken left fibula and high ankle sprain on the second offensive series of the game at Green Bay (11/15). The line was still able to help Romo complete 24 passes for 251 yards with one touchdown and one interception while allowing five sacks.
- Earned his first career start against Washington (11/22) as the line allowed only one sack of Romo on 27 passing attempts as he threw for 158 yards and the running game was able to grind out 153 yards.
- The offense amassed 494 yards of total offense (195 rushing, 309 passing) against Oakland (11/26) for the fifth 400-yard game of the season, which tied the second-highest figure in a season in club history. The offense had 10 plays of 20-or-more yards and had eight plays of 25-or-more yards.
- The line allowed only two sacks of Romo at the N.Y. Giants (12/6) as he established career-bests in attempts (55) - second in team history - completions (41, team record) - and passing yards (392) for a completion percentage of 74.5 with three touchdowns. The team totaled 424 yards of offense, the sixth game of the season with 400-or-more yards, to tie the most games of 400-or-more yards in a season in club history (1979, 1981, 1983 and 2007).
- The offensive line helped rack up 439 total yards at previously undefeated New Orleans (12/19). It was the seventh game of 400-or-more yards this season, the most in a season in club history. The team had 195 yards of total offense in the first quarter and 156 passing yards as they jumped out to an early 14-0 lead on the Saints. The offense scored touchdowns on its first two possessions for the first time since against Seattle (11/27/08). The line also paved the way for rushers to gain 145 yards on the ground, including two touchdowns by Marion Barber.
- In the playoff-clinching win at Washington (12/27), the line allowed time for Romo to complete 25-of-38 passes for 286 yards with one touchdown and one interception. The offense totaled 393 yards giving them 5,916 through 15 games for the most in team history through 15 games. The line also controlled the clock for 35:02 as the team converted seven-of-13 on third down.
- Helped the club win its 17th NFC East Division title while paving the way for 179 rushing yards and 311 passing yards for 474 total yards of offense - upping the single-season club high of 400-yard games to eight - against Philadelphia (1/3/10). The offense gained 6,390 total yards on the season to establish a single-season club record and mark the first time the club has topped 6,000 yards in a season.
- Colombo returned to the starting line-up against Philadelphia (1/9/10) in the NFC Wild Card Game, but Free made his postseason debut on special teams.
- Took over for an injured Adams in the second quarter at Minnesota (1/17/10), and allowed time for Romo to complete 22-of-35 for 198 yards with one interception with six sacks - tying the third-most in a playoff game in club history. Blocked for a running game that gained 92 yards on 25 attempts.

**2008:**

- Played in all four preseason games, earning the starting nod in the final game at left tackle.
- Was inactive the first 13 weeks of the season and was active but did not play against the N.Y. Giants (12/14).
- Was again active but did not play against Baltimore (12/20) and at Philadelphia (12/28).

**2007:**

- Started at left tackle for Adams in the first preseason game against the Colts.
- Suffered a knee sprain during the Indianapolis game and missed the rest of the preseason rehabbing.
- Inactive for the first 15 games of the season.
- Made his NFL debut at Washington (12/30) at right tackle during the fourth quarter.

- Was inactive in the Divisional Playoff Game against the N.Y. Giants (1/13/08).
- Started all 49 games at Northern Illinois and was a semifinalist for the Draddy Award - which recognizes academic success, football performance, and exemplary community service.
- Earned first-team All-Mid American Conference and Academic All-MAC honors as a senior, was a member of the Outland Trophy and Lombardi Award Watch List.
- Started 13 games for the Huskies, helping them go 7-6 and play in the Poinsettia Bowl against Texas Christian as a senior.
- Started 12 games at left tackle and earned first-team All-Mid American Conference honors. Helped the team gain 206.7 rushing yards-per-game, which ranked 16th in the nation, and 441.1 total yards-per-game.
- Was also nominated for MAC All-Academic honors and CoSIDA District V All-Academic honors after earning a 3.24 grade point average in industrial technology.
- Earned Sophomore All-American third-team honors from *College Sports Report* and was named second-team All-Mid American Conference by the league's coaches.
- Started 12 games at left tackle, helping the team gain 438.8 total yards-per-game. Played a season-high 99 snaps against Eastern Michigan.
- Following his redshirt season, was named to the Freshman All-America third-team by *The Sporting News*. Started all 12 games, the first two at right tackle, the next nine at left tackle, and the last at tight end.

**PERSONAL:**

- Lettered three times in football at Lincoln High School in Manitowoc, Wis., where he was an honor student.
- Was a team captain as a senior and was named defensive lineman of the year. Also earned first-team All-Fox Valley Conference honors on offense and defense, first-team *Herald Times Reporter* all-area honors, and *Milwaukee Journal Sentinel* all-state honors.
- As a defensive tackle in 2002, led the team to a 7-3 record and a playoff berth, recording 64 tackles, 8.0 sacks, seven blocked kicks, six forced fumbles, five pass deflections, and two fumble recoveries.
- Also had six receptions for 141 yards and a touchdown as a tight end.
- Earned a degree in industrial technology from Northern Illinois.
- He and his wife, Dorothy, were married February 25, 2012.

**COMMUNITY:**

- 2007 Dallas Cowboys Rookie Club.
- 2008 Poker for Pets for SPCA of Texas.
- 2009 Dallas Cowboys Komen Race For the Cure Corporate Race Team.
- 2009 Chopsticks for Cowboys benefitting the Rich Behm Family Trust.
- 2010 Dairy Max/Fuel Up to Play 60 Event.
- 2012, 2014 Stars of Texas Racing Against the Odds for American Diabetes Association.
- 2012 Reliant Home Run Derby benefitting Big Brothers Big Sisters.
- 2012-13 Dallas Cowboys U High School Camp Head Coach.
- 2014 Draft Day/Fan Appreciation Party.
- 2013-14 Reliant Home Run Derby benefitting The Salvation Army.
- Annual Team Holiday Hospital Visits.
- Salvation Army Angel Tree Christmas Program.
- Kickoff Luncheon and Dallas Cowboys Family Cookbook benefitting Happy Hill Farm.
- Make-A-Wish Foundation of North Texas.

**FREE'S COWBOYS TOTALS**

Games/Starts (regular season/playoffs): 2007 (1/0, 0/0), 2008 (0/0), 2009 (16/7, 2/0), 2010 (16/16), 2011 (16/16), 2012 (16/16); 2013 (16/16). **Total: 81/71, 2/0.**

**TYRONNE GREEN****74 • Guard**

6-2 • 320 • 4/6/86

Auburn • UFA (NE) for '14

NFL: 5th Year • Cowboys: 1st Year

Games/Starts: 2013-0/0; Career-41/28

Postseason: 2013-0/0; Career-0/0



**PRO:** The Dallas Cowboys added an experienced veteran to compete on the interior of their offensive line when they signed former fourth round (133rd overall) draft pick Tyronne Green. Green brings 41 game appearances as a member of the San Diego Chargers and New England Patriots to a young and rising Cowboys offensive line. He will look to add depth and compete with incumbent starters for playing time in 2014.

**TRANSACTION SUMMARY:****5/27/14:** Signed by Dallas.**8/15/13:** Placed on Reserve/Injured by New England and released (10/25).**5/13/13:** Signed with New England as an unrestricted free agent, released (5/31) and re-signed (7/25).**4/26/09:** Drafted in the fourth round (133rd overall) by San Diego.



**2013 (New England):**

- Went to training camp with New England but was placed on Reserve/Injured on Aug. 15, then was released by the team on Oct. 25.

**2012 (San Diego):**

- Started and played in 13 games at guard for San Diego, helping the offense rack up 4,756 net yards.
- Was part of an offensive line that helped produce seven 100-yard rushing games and averaged 91.3 yards-per-game on the ground.
- Helped pave the way for the Chargers to rush for 148 yards and 10 rushing first downs - season highs in both categories - in the Week 2 win against Tennessee (9/16).

**2011 (San Diego):**

- Played in 13 games and started at left guard for eight games on a Chargers offense that, for the second year in a row, posted 6,000-plus net yards with 6,290 - the seventh most in franchise history - and rushed for 1,864 yards, boasting a 1,000 yard-rusher (Ryan Matthews, 1,091) for the first time since 2007 when LaDainian Tomlinson rushed for 1,474 yards.
- Helped the Chargers offense rush to the tune of 206 yards at Denver (10/9), averaging 4.8 yards-per-carry and accumulating 11 first downs on the ground.
- The Chargers offense controlled the ball for 37:23 against Denver (11/27), rushing for 185 yards and picking up nine rush first downs while not committing a turnover for the second straight game.
- Part of offensive line that earned Madden Protectors Award after not allowing any sacks on 26 pass plays and helped block for 153 rush yards in the season-ending win at Oakland (1/1).

**2010 (San Diego):**

- Started seven contests and played as a reserve in five games, totaling 12 appearances on the season, contributing to one of the most prolific Chargers offenses in franchise history that accumulated 6,329 net yards - the fifth most in franchise history - and rushed for 1,810 yards and 18 touchdowns while scoring 441 points, sixth in franchise history.
- The offense mustered 509 yards of total offense and put together a season-high 29 first downs the following week at Oakland (10/10).
- Started for an offensive line that earned the Madden Protectors Award after the team rushed for a season-high 207 yards, 11 first downs and two touchdowns against Kansas City (12/12).

**2009 (San Diego):**

- Played in three games as a reserve lineman his rookie season.
- Played first career game against Kansas City (11/29).

**COLLEGE:**

- Started 25 of his 42 game appearances at guard from 2005-2008 at Auburn after redshirting his freshman season in 2004 and switching positions from defensive tackle.
- In 25 games as starter, allowed just one sack in 597 total plays.
- Started all 12 games at guard as a senior in 2008 and was named to Phil Steele's All-SEC third-team after he consistently graded out as one of the top linemen for the Tigers offense.
- Was the Ken Rice Award as the team's top offensive lineman as a junior, helping the Tigers rush for 2,040 yards and 23 touchdowns, while starting every game at left guard.
- Saw time in 13 games as a backup offensive guard as a sophomore.
- Saw action in four games in 2005 after redshirting as a freshman.

**PERSONAL:**

- Played defensive line for Woodham High School in Pensacola, Fla., where he registered 34 tackles, three sacks, nine quarterback hurries, three broken up passes and an interception as a senior.
- Also lettered in basketball.
- Earned his degree in criminology for Auburn.

**COMMUNITY:**

- Participated in various community outreach programs while with San Diego.


**GREEN'S NFL TOTALS**

Games/Starts 2009 (3/0-SD), 2010 (12/7-SD), 2011 (13/8-SD), 2012 (13/13-SD), 2013 (0/0-NE). **Total: 41/28.**

**JAKAR HAMILTON**

23 • Safety

5-11 • 208 • 10/2/89  
 South Carolina State • FA for '13  
 NFL: 2nd Year • Cowboys: 2nd Year  
 Games/Starts: 2013-3/0; Career-3/0  
 Postseason: 2013-0/0; Career-0/0



**PRO:** The Dallas Cowboys signed Jakar Hamilton as a rookie free agent following the 2013 NFL Draft to give the club an athletic option at safety. Hamilton spent the first two months of his rookie season on the team's practice squad before getting called up to the active roster on Oct. 26. He played in three games as a rookie and looks to build on his experience going into 2014.

**TRANSACTION SUMMARY:**

- 10/26/13: Signed to Dallas' active roster.
- 8/31/13: Released and signed to Dallas' practice squad (9/2).
- 5/10/13: Signed with Dallas as a rookie free agent, released (8/3.)

**2013:**

- Signed with Dallas as a rookie free agent following the NFL Draft, went to training camp, was released at the end and signed to Dallas' practice squad.
- Spent seven weeks on Dallas' practice squad before signing to the active roster on Oct. 26 and made his NFL debut at Detroit (10/27), finishing with three tackles.

**COLLEGE:**

- Finished his collegiate football career at South Carolina State as a senior in 2012 after playing his freshman season at Georgia Military College, his sophomore year at Georgia, and missing his junior campaign as a medical redshirt (ankle) at Georgia.
- Was seventh at SCSU after sitting out the 2011 season (medical redshirt at Georgia) with 40 tackles, two for losses with three pass breakups and returned seven kickoffs for 218 yards with one touchdown in eight games with three starts.
- After transferring to Georgia from Georgia Military College as a sophomore, started five of the 13 games he played for the Bulldogs and posted 27 tackles, two breakups, an interception and a pressure.
- Played his freshman year at Georgia Military College and posted 88 tackles and six interceptions.

**PERSONAL:**

- Was a standout at Strom Thurmond High School in Johnston, S.C.
- Led his team as a senior to the Class AAA championship after posting 20 touchdowns on the year.
- Was also a standout on Strom Thurmond's basketball team.
- Majored in family and consumer science and business.

**COMMUNITY:**

- 2013 Rookie Club presented by UnitedHealthcare.
- 2013-14 Dallas Cowboys U High School Camp.
- 2013 Team Cowboys Komen Race for The Cure Drive Thru Registration.
- 2014 Draft Day/Fan Appreciation Party.
- Annual Team Holiday Hospital Visits.
- Make-A-Wish Foundation of North Texas.


**HAMILTON'S COWBOYS TOTALS**

Year Team	GP-GS	DEFENSE					INTERCEPTIONS				FUMBLES REC								
		ST	AT	TT	Sks-Yds	Tkl/Ls	QB Prs	PBU	FF	No	Yds	Avg	Lg	TD	No	Yds	Avg	Lg	TD
2013 Dallas	3-0	2	1	3	0.0(0)	0(0)	0	0	0	0	0	0.0	0	0	0	0	0.0	0	0

**CALEB HANIE**

**7 • Quarterback**

6-2 • 235 • 9/11/85  
 Colorado State • FA for '14  
 NFL: 7th Year • Cowboys: 1st Year  
 Games/Starts: 2013-0/0; Career-10/4  
 Postseason: 2013-0/0; Career-0/0



**PRO:** The Dallas Cowboys added veteran quarterback Caleb Hanie to their roster on April 24, 2014 to provide another experienced option as the backup to Tony Romo. The Forney, Texas native spent the majority of his pro career as a valuable backup quarterback on the rosters of the Chicago Bears (2008-11), Denver Broncos (2012) and Cleveland Browns (2013), appearing in 10 games with four starts (all with Chicago) to compile 679 yards on 59-of-116 passes with three touchdowns and 10 interceptions. Hanie originally entered the NFL as a rookie free agent with Chicago in 2008.

**TRANSACTION SUMMARY:**

- 4/24/14: Signed with Dallas.
- 12/3/13: Signed with Cleveland and released (12/10).
- 4/16/13: Signed with Baltimore and released (8/30).
- 3/11/13: Released by Denver
- 3/24/12: Signed with Denver and released (9/8), re-signed by Denver (9/11)
- 7/29/11: Re-signed with Chicago.
- 4/28/08: Signed with Chicago as a rookie free agent.

**2013 (Denver/Baltimore/Cleveland):**

- Began the year with Denver, but was released on March 11.
- Signed one month later on April 16 with Baltimore where he had 282 yards on 22-of-44 passes with one touchdown and two interceptions in the preseason, but was released during final cuts on Aug. 30.
- Signed with Cleveland on Dec. 3 and served as the backup to Jason Campbell at New England (12/8) but did not play and was released two days later on Dec. 10.



**2012 (Denver):**

- Completed 22-of-39 passes for 246 yards with one touchdown and one interception during the preseason.
- Served as the Broncos third quarterback for all 16 games during the regular season.

**2011 (Chicago):**

- Posted career-highs in completions (51), attempts (102), passing yards (613), passing touchdowns (three), games played (six) and games started (four). Also threw nine interceptions.
- Registered career-bests with 13 rushes for 98 yards.
- Started his first career regular season game at Oakland (11/27) and established career highs in attempts (36), completions (18), passing yards (254), passing touchdowns (two) and long completion (81 yards). Also notched a career-best five rushes for a career-high 50 yards and a career-long rush of 24 yards.
- Started against Kansas City (12/4) and completed 11-of-24 passes for 133 yards with three interceptions.
- In his start at Denver (12/11), totaled 115 yards in the air on 12-of-19 passes.
- Made his fourth career start against Seattle (12/18) and passed for 11 yards with one touchdown and three interceptions and added 34 yards on five rushing attempts.

**2010 (Chicago):**

- Completed five-of-seven passes for 55 yards in two games during the regular season.
- Saw action at the N.Y. Giants (10/3) to complete three-of-four passes for 36 yards.
- Played at Carolina (10/10) and passed for 19 yards on two-of-three attempts.
- Made his postseason debut in the NFC Championship Game against Green Bay (1/23/11) by entering the game after injuries to both starting quarterback Jay Cutler and backup Todd Collins. Completed 13-of-20 passes for 153 yards with one touchdown - his first career touchdown pass - and two interceptions.

**2009 (Chicago):**

- Played in two games and completed three-of-seven passes for 11 yards with one interception.
- Served as the backup and was active, but did not play in the first five games of the season.
- In his first career game, threw his first career pass, finishing the game one-of-two for three yards, at Cincinnati (10/25).
- Was active, but did not play in the next seven games.
- In his second career game, completed two-of-five passes for eight yards with one interception at Baltimore (12/20).

**2008 (Chicago):**

- Led all Bears passers in the preseason with 321 yards, three touchdowns and two interceptions on 29-of-49 passes.
- Was listed as the third quarterback for all 16 games after making the team as a rookie free agent.

**COLLEGE:**

- Finished his career at Colorado State seventh all-time in Mountain West annals with 6,523 total yards and fifth on the passing touchdowns list with 39.
- Completed 495-of-810 passes (61.1%) for 6,337 yards and 39 touchdowns in four years for the Rams.
- Also carried the ball 248 times for 186 yards and two touchdowns.
- Led the conference in passing efficiency (144.6) and finished 19th nationally, completing 188-of-293 passes for a career-high 2,455 yards and a career-best 18 touchdowns as a senior in 2007.
- His 64.2 completion percentage as a senior was the best single-season mark in Rams history, and also finished fourth in the MWC with 205.1 yards of total offense per game.
- Started all 12 games as a junior in 2006, completing career-highs in completions (209) and attempts (342) for 2,427 yards and 11 touchdowns.
- Saw action in four games as a sophomore in 2005, completing 13-of-29 passing attempts for 251 yards and two touchdowns.
- Completed 85-of-147 passes for 1,204 yards and eight touchdowns as a freshman in 2004.

**PERSONAL:**

- Prepped at Forney, Texas, High School, where he led the Jackrabbits to consecutive top-three finishes in class 3A in 2002 and 2003.
- Earned district Offensive MVP honors and honorable mention All-State accolades after throwing for 28 touchdowns and just three interceptions as a senior.
- Graduated with a degree in history from Colorado State.
- Caleb and his wife, Andrea, were married in July, 2006 and have a daughter, Tatum, and a son, Landry.

**COMMUNITY:**

- 2014 Draft Day/Fan Appreciation Party.
- 2014 Dallas Cowboys U High School Camp.

**HANIE'S NFL TOTALS**

Year Team	GP-GS	PASSING									
		Att	Cmp	Pct	Yds	Yds/Att	TD	Int	Long	Sacks	Rating
2008 Chicago.....	0-0	0	0	0.0	0	0.0	0	0	0	0/0	0.0
2009 Chicago.....	2-0	7	3	42.9	11	1.6	0	1	5	0/0	10.7
2010 Chicago.....	2-0	7	5	71.4	55	7.9	0	0	26	2/15	94.3
2011 Chicago.....	6-4	102	51	50.0	613	6.0	3	9	81	19/133	41.8
2012 Denver.....	0-0	0	0	0.0	0	0.0	0	0	0	0/0	0.0
2013 Cleveland.....	0-0	0	0	0.0	0	0.0	0	0	0	0/0	0.0
<b>Totals .....</b>	<b>10-4</b>	<b>116</b>	<b>59</b>	<b>58.5</b>	<b>679</b>	<b>5.9</b>	<b>3</b>	<b>10</b>	<b>81</b>	<b>21/148</b>	<b>41.6</b>
<b>Playoffs</b>											
2010 Chicago.....	1-0	20	13	65.0	153	6.5	1	2	35t	0/0	65.2

**HANIE'S NFL TOTALS, CONT.**

Year Team	RUSHING					TD	SINGLE-GAME HIGHS	
	No	Yds	Avg	Long	TD		Attempts	Yards
2008 Chicago	0	0	0.0	0	0	0	36 at Oakland, 11/27/11	
2009 Chicago	0	0	0.0	0	0	0	18 at Oakland, 11/27/11	
2010 Chicago	1	-1	-1.0	-1	0	0	254 at Oakland, 11/27/11	
2011 Chicago	13	98	7.5	24	0	0	2 at Oakland, 11/27/11	
2012 Denver	0	0	0.0	0	0	0	3 at Oakland, 11/27/11, vs. Kansas City, 12/4/11 and vs. Seattle, 12/18/11	
2013 Cleveland	0	0	0.0	0	0	0		
<b>Totals</b>	<b>14</b>	<b>97</b>	<b>6.9</b>	<b>24</b>	<b>0</b>	<b>0</b>	<b>Completion Pct.</b> 63.2 at Denver, 12/11/11 <b>Passer Rating</b> - 79.9 at Denver, 12/11/11	

**HANIE'S CAREER GAME-BY-GAME**

Date	Opp	Att	Cmp	Yds	2008 (Chicago)		Int	Sacks	Rating	W/L	Score
					Pct	TD					
9/7	@ Ind					INACTIVE-3rd QB				W	29-13
9/14	@ Car					INACTIVE-3rd QB				L	17-20
9/21	TB					INACTIVE-3rd QB				L	24-27
9/28	Phi					INACTIVE-3rd QB				W	24-20
10/5	@ Det					INACTIVE-3rd QB				W	34-7
10/12	@ Atl					INACTIVE-3rd QB				L	20-22
10/19	Min					INACTIVE-3rd QB				W	48-41
11/2	Det					INACTIVE-3rd QB				W	27-23
11/9	Ten					INACTIVE-3rd QB				L	14-21
11/16	@ GB					INACTIVE-3rd QB				L	3-37
11/23	@ StL					INACTIVE-3rd QB				W	27-3
11/30	@ Min					INACTIVE-3rd QB				L	14-34
12/7	Jac					INACTIVE-3rd QB				W	23-10
12/11	NO					INACTIVE-3rd QB				W	27-24
12/22	GB					INACTIVE-3rd QB				W	20-17
12/38	@ Hou					INACTIVE-3rd QB				L	24-31
<b>Totals</b>											<b>9-7</b>

Date	Opp	Att	Cmp	Yds	2009 (Chicago)		Int	Sacks	Rating	W/L	Score
					Pct	TD					
9/13	@ GB					DID NOT PLAY				L	15-21
9/20	Pit					DID NOT PLAY				W	17-14
9/27	@ Sea					DID NOT PLAY				W	25-19
10/4	Det					DID NOT PLAY				W	48-24
10/18	@ Atl					DID NOT PLAY				L	14-21
10/25	@ Cin	2	1	3	50.0	0	3	0/0	56.3	L	10-45
11/1	Cle					DID NOT PLAY				W	30-6
11/8	Ari					DID NOT PLAY				L	21-41
11/12	@ SF					DID NOT PLAY				L	6-10
11/22	Phi					DID NOT PLAY				L	20-24
11/29	@ Min					DID NOT PLAY				L	10-36
12/6	StL					DID NOT PLAY				W	17-9
12/13	GB					DID NOT PLAY				L	14-21
12/20	@ Bal	5	2	8	40.0	0	5	0/0	8.3	L	7-31
12/28	Min					INACTIVE-3rd QB				W	36-30
1/3/10	@ Det					INACTIVE-3rd QB				W	37-237
<b>Totals</b>		<b>7</b>	<b>3</b>	<b>11</b>	<b>42.9</b>	<b>0</b>	<b>5</b>	<b>0/0</b>	<b>10.7</b>		<b>7-9</b>

Date	Opp	Att	Cmp	Yds	2010 (Chicago)		Int	Sacks	Rating	W/L	Score	
					Pct	TD						
9/12	Del					INACTIVE-3rd QB				W	19-14	
9/19	@ Dal					INACTIVE-3rd QB				W	27-20	
9/27	GB					INACTIVE-3rd QB				W	20-17	
10/3	@ NYG	4	3	36	75.0	0	26	0	1/8	102.1	L	3-17
10/10	@ Car	3	2	19	66.7	0	14	0	1/7	84.0	W	23-6
10/17	Sea					DID NOT PLAY				L	20-23	
10/24	SF					DID NOT PLAY				L	14-17	
11/7	@ Buf					INACTIVE-3rd QB				W	22-19	
11/14	Min					INACTIVE-3rd QB				W	27-13	
11/18	@ Mia					INACTIVE-3rd QB				W	16-0	
11/28	Phi					INACTIVE-3rd QB				W	31-26	
12/5	@ Det					INACTIVE-3rd QB				W	24-20	
12/12	NE					INACTIVE-3rd QB				L	7-36	
12/20	@ Min					INACTIVE-3rd QB				W	40-14	
12/26	NYJ					INACTIVE-3rd QB				W	38-34	
1/2/11	@ GB					INACTIVE-3rd QB				L	3-10	
<b>Totals</b>		<b>7</b>	<b>5</b>	<b>55</b>	<b>71.4</b>	<b>0</b>	<b>26</b>	<b>0</b>	<b>2/15</b>	<b>94.3</b>	<b>11-5</b>	

Playoffs												
1/16/11	Sea					INACTIVE-3rd QB				W	35-24	
1/23/11	GB	20	13	153	65.0	1	35t	2	0/0	65.2	L	14-21
<b>Totals</b>		<b>20</b>	<b>13</b>	<b>153</b>	<b>6.0</b>	<b>1</b>	<b>35t</b>	<b>2</b>	<b>0/0</b>	<b>62.2</b>	<b>2-1</b>	



## HANIE'S CAREER GAME-BY-GAME, CONT.

2011 (Chicago)												
Date	Opp	Att	Cmp	Yds	Pct	TD	Long	Int	Sacks	Rating	W/L	Score
9/11	Atl.....										W	30-12
9/18	@ NO.....										L	13-30
9/25	GB.....										L	17-27
10/2	Car.....										W	34-29
10/10	@ Det.....										L	13-24
10/16	Min.....										W	39-10
10/23	@ TB.....										W	24-18
11/7	@ Phi.....										W	30-24
11/13	Det.....										W	37-13
11/20	SD.....										W	31-20
11/27	@ Oak.....	36	18	254	50.0	2	81	3	4/25	56.9	L	20-25
12/4	KC.....	24	11	133	45.8	0	28	3	7/45	23.8	L	3-10
12/11	@ Den.....	19	12	115	63.2	0	19	0	4/29	79.9	L	10-13
12/18	Sea.....	23	10	111	45.3	1	25t	3	4/34	33.3	L	14-38
12/25	@ GB.....										L	21-35
1/1/12	@ Min.....										W	17-13
<b>Totals</b>		<b>102</b>	<b>51</b>	<b>613</b>	<b>50.0</b>	<b>3</b>	<b>81</b>	<b>9</b>	<b>19/133</b>	<b>41.6</b>	<b>8-8</b>	

2012 (Denver)												
Date	Opp	Att	Cmp	Yds	Pct	TD	Long	Int	Sacks	Rating	W/L	Score
9/9	Pit.....										W	31-19
9/17	@ Atl.....										L	21-27
9/23	Hou.....										L	25-31
9/30	Oak.....										W	37-6
10/7	@ NE.....										L	21-31
10/15	@ SD.....										W	35-14
10/28	NO.....										W	34-14
11/4	@ Cin.....										W	31-23
11/11	@ Car.....										W	36-14
11/18	SD.....										W	30-23
11/25	@ KC.....										W	17-9
12/2	TB.....										W	31-23
12/6	@ Oak.....										W	26-13
12/16	@ Bal.....										W	34-17
12/23	Cle.....										W	34-12
12/30	KC.....										W	38-3
<b>Totals</b>											<b>13-3</b>	

# JAMES HANNA

## 84 • Tight End


6-4 • 260 • 7/14/89

Oklahoma • D6 for '12 (186th overall)

NFL: 3rd Year • Cowboys: 3rd Year

Games/Starts: 2013-16/8; Career-32/10

Postseason: 2013-0/0; Career-0/0



**PRO:** With the loss of Martellus Bennett in 2012 free agency, the Cowboys were in need of a young, talented tight end and found that with their selection of James Hanna in the sixth round (186th overall) of the 2012 NFL Draft. Hanna's impressive mixture of size, speed and hands helped him earn playing time in two and three tight end sets as a rookie. Hanna finished his rookie season playing in all 16 games with two starts, and he caught eight passes for 86 yards. He also saw time on special teams coverage units and finished fifth on the squad with 10 tackles. In his second season, Hanna earned eight starts in 16 games, seeing time mainly as a blocker, but caught 12 passes for 73 yards on the season.

### TRANSACTION SUMMARY:

**4/28/12:** Drafted in the sixth round (186th overall) by Dallas.

### 2013:

- Started in a two tight end set at Kansas City (9/15) and finished with four catches for 20 yards.
- Added two catches for 12 yards at Detroit (10/27).
- Finished at New Orleans (11/10) with three catches for 11 yards.

### 2012:

- Played in all 16 games with two starts and posted eight receptions for 86 yards. Also saw time on special teams units and finished fifth on the team with 10 tackles.
- Made his NFL debut in the opener at the N.Y. Giants (9/5) and caught his first career pass for 10 yards and logged a team-high tying two special teams tackles.

- Led the team with a pair of special teams tackles in the home-opening win over Tampa Bay (9/23).
- Made his first career start as the team opened the game at Carolina (10/21) with three tight ends.
- Started at Cincinnati (12/9) as the club opened with two tight ends and caught one pass for three yards.
- Had two catches for 45 yards with a career-long 29-yarder in the overtime win against Pittsburgh (12/16).
- Had a season-best three catches for 20 yards in the season finale at Washington (12/30).
- The offense racked up 466 yards (second this season) behind Murray's 134 yards (7.4) with one touchdown and Romo's 358 yards and two touchdowns against Green Bay (12/15).

**COLLEGE:**

- Named All-Big 12 Conference second-team and Super Sleeper Team by *The NFL Draft Report* as a senior.
- Started all 13 games at tight end, posting 27 receptions for 381 yards (14.1 avg.) and two touchdowns.
- Earned All-Big 12 honorable mention as he started 12-of-14 games as a junior.
- Finished with 18 receptions for 292 yards (16.2 avg.) and seven touchdowns.
- Recorded his first career touchdown, a 46-yarder, against Florida State.
- Appeared in all 13 games, earning two starts at tight end, catching six passes for 48 yards.
- Played in 13 games, mainly on special teams as a freshman, where he recorded two tackles.

**PERSONAL:**

- Selected Class 5A/Region 1 District VI Offensive MVP as a senior at Flower Mound, Texas, High School.
- Earned Texas Sports Writers All-State Team as a wide receiver, ranked 20th in the nation as a tight end by Scout.com, 13th nationally by ESPN.com and was the 32nd best overall player in the state of Texas – 11th best tight end – by Rivals.com.
- Hauled in 53 passes for 764 yards (14.4 avg.) with 11 touchdowns as senior while adding 17 rushes for 131 yards, five punt returns for 145 yards with one touchdown – 71 yards – and six kickoff returns for 181 yards with another score.
- As a junior, had 20 receptions for 330 yards (16.5 avg.) and two touchdowns.
- Was a multidisciplinary studies major at Oklahoma.

**COMMUNITY:**

- 2012 Rookie Club presented by UnitedHealthcare.
- 2012-14 Dallas Cowboys U High School Camp.
- 2013 Dallas Cowboys Draft Day/Fan Appreciation Party.
- Make-A-Wish Foundation of North Texas.
- Annual Team Holiday Hospital Visits.
- Kickoff Luncheon and Dallas Cowboys Family Cookbook benefitting Happy Hill Farm.

**HANNA'S COWBOYS TOTALS**

Year Team	GP-GS	RECEIVING					SPECIAL TEAMS TACKLES							
		No	Yds	Avg	Long	TD	Solo	Ast	Tot	FF	FR	BP	BFG	BX
2012 Dallas	16-2	8	86	13.2	29	0	7	3	10	0	0	0	0	0
2013 Dallas	16-8	12	73	6.1	21	0	1	2	3	0	0	0	0	0
<b>Totals</b>	<b>32-10</b>	<b>20</b>	<b>159</b>	<b>8.0</b>	<b>29</b>	<b>0</b>	<b>8</b>	<b>5</b>	<b>13</b>	<b>0</b>	<b>0</b>	<b>0</b>	<b>0</b>	<b>0</b>

**DWAYNE HARRIS**

17 • Wide Receiver


5-10 • 202 • 9/16/87

East Carolina • D6 for '11 (176th overall)

NFL: 4th Year • Cowboys: 4th Year

Games/Starts: 2013-13/3; Career-36/3

Postseason: 2013-0/0; Career-0/0



**PRO:** Dwayne Harris was selected in the sixth round (176th overall) of the 2011 NFL Draft by the Dallas Cowboys, adding a physical and productive collegiate receiver who can also perform on all special teams units. As a rookie, Harris saw time as a punt and kickoff returner, playing in seven games and returning 15 punts 80 yards (5.3 avg.) and eight kickoffs 231 yards (28.9). His playing time and production both increased dramatically in 2012 as Harris played in all 16 games as a reserve receiver and as the primary punt returner through the final half of the season. He caught 17 passes for 222 yards and a touchdown, returned 22 punts with a 16.1 average - second in the league and a team single-season record - and a touchdown, returned 10 kickoffs for a 21.0-yard average and added eight tackles on coverage units. Harris saw continued improvement as his contribution increased again in 2013, playing in 13 games with the first three starts of his career. He posted nine catches for 80 yards and two touchdowns while also averaging 12.8 yards-per-punt return (third in the league) with two touchdowns and 30.6 yards-per-kickoff return (second). He returns in 2014 as the club's top option as a return specialist while also pushing for increased time in multiple receiver sets..

**TRANSACTION SUMMARY:**

12/14/11: Re-signed to Dallas' active roster.

10/18/11: Released and signed to Dallas' practice squad (10/19).

4/30/11: Drafted in the sixth round (176th overall) by Dallas.



**2013:**

- In his third season was a reserve receiver and one of the team's return specialists, finishing the year with nine catches for 80 yards, 20 punt returns for a 12.8-yard average (third in the league) and 28 kickoff returns for a 30.6-yard average (second). Made the first three starts of his career in multiple receiver sets.
- Opened the season against the N.Y. Giants (9/8) with two catches for 12 yards, two punt returns for 19 and led the team with three special teams tackles to earn NFC Special Teams Player of the Week honors.
- Finished with a catch for four yards, a punt return for 22 and a kickoff return for 35 along with two special teams tackles at Kansas City (9/15).
- Made the first start of his career in a three-receiver set against St. Louis (9/22) and caught a 24-yard touchdown pass, returned two punts for one yard and had a muffed punt.
- Started in place of Austin (hamstring) at San Diego (9/29) and caught one pass for 13 yards while posting season-longs with a 35-yard kickoff return and a 38-yard punt return.
- Earned Special Teams Player of the Week for the second time this season after returning a punt 86 yards for a touchdown, finishing with 109 punt return yards, returning a kickoff 90 yards and finishing with 113 kickoff return yards. His 86-yard return was a career-long and the fifth-longest punt return in club history. The 90-yard kickoff return tied the 10th-longest. His 222 combined return yards was good for fourth in team history. He is also just one of three NFL players (Eddie Payton in 1977 and Dante Hall in 2002) to have an 85-plus yard punt return and kickoff return in the same game.
- Returned five punts 23 yards, one kickoff for 39 and had the first rush of his career - a six-yarder - in the win at Philadelphia (10/20).
- Returned two punts 25 yards and three kickoffs 113 at Detroit (10/27).
- Caught two passes for 13 yards, including the seven-yard game-winning score with 0:35 left against Minnesota (11/3). Also returned two kickoffs 60 yards and one punt five.
- At New Orleans (11/10) returned five kickoffs 121 yards to become the 18th player in team history with 1,000 kickoff return yards. Became just the sixth with 1,000 kickoff return and 500 punt return yards. Also recovered a fumble on punt coverage for his first career fumble recovery.
- Missed the Thanksgiving Day game against Oakland (11/28) after suffering a hamstring injury at the N.Y. Giants (11/24).
- Averaged 24.8 yards-per-kickoff return (four for 103) with a long of 43 yards before re-injuring his hamstring in the third quarter at Chicago (12/9).
- Missed games against Green Bay (12/15) and at Washington (12/22) with a hamstring injury but returned in the finale against Philadelphia (12/29) and returned three punts for 18 yards and two kickoffs for 65.

**2012:**

- Played in all 16 games and caught 17 passes for 222 yards with his first career touchdown, set a team record and finished second in the league with a 16.1-yard average with a touchdown on 22 punt returns and returned 10 kickoffs 210 yards. Also tallied eight tackles on special teams coverage units.
- Had one punt return for a then career-long tying 14 yards along with the first two special teams tackles of his career against the N.Y. Giants (10/28).
- Improved his career-long punt return with a 37-yarder, setting up a field goal (11/4) then did it again with a 78-yard punt return for a touchdown at Philadelphia (11/11) to win NFC Special Teams Player of the Week.
- Had his first career catches - three for 20 yards - with two punt returns for 27 yards against Cleveland (11/18).
- Caught a career-high four passes for 71 yards with a long of 36 along with three punt returns for 17 yards and a pair of kickoff returns for 47 yards on Thanksgiving Day against Washington (11/22).
- Caught one pass for 11 yards and returned one kickoff 22 yards against Philadelphia (12/2).
- Had three receptions for 33 yards, two punt returns for four yards and one kickoff return for 14 while leading the team with three special teams tackles at Cincinnati (12/9).
- Had four catches for 46 yards along with two punt returns for 38 yards and a kickoff return for 25 in the overtime win against Pittsburgh (12/23).
- Had his first career touchdown catch with a 16-yard snag in the fourth quarter against New Orleans (12/23). Returned two punts for 39 yards and a kickoff for a season-long 29 yards.
- Had one catch for 25 yards, a two-point conversion reception, four kick returns for 73 yards and three punt returns for 78 yards in the season finale at Washington (12/30).

**2011:**

- Made his NFL debut in the opener at the N.Y. Jets (9/11) as the punt returner and had two returns for 17 yards, with a long of 11.
- In the overtime win at San Francisco (9/18), returned two punts 25 yards.
- Released on Oct. 18 and signed to the practice squad on Oct. 19.
- After re-signing to the active roster on Dec. 14, was inactive at Tampa Bay (12/17) and returned to the field against Philadelphia (12/24) as the club's return man. He returned three punts for three yards and two kickoffs for 85 yards with a career-long 51-yard return.
- Returned three kickoffs 72 yards (24.0) and one punt four yards.

**COLLEGE:**

- All-America second-team as an all-purpose player by *The NFL Draft Report* as a senior at East Carolina.
- All-Conference USA first-team as a receiver and punt returner and earned MVP honors.
- Earned Biletznikoff and Hornung Award watch lists after starting 10-of-13 games and establishing school records with 101 catches for 1,123 yards (11.1 avg.) and his 10 touchdowns tied for second in ECU record books.
- Set a school record with 41 kickoff returns for 839 yards and added 222 yards on 19 punt returns.
- His punt return average of 11.7 yards was fourth in the conference, 21st in the nation.
- Totaled a career-best 2,288 all-purpose yards, finishing fourth in the NCAA FBS.
- Earned first-team All-Conference USA honors as a wide receiver and kick return specialist as a junior.
- Played in all 14 games with seven starts and ranked third in the conference, 19th in the nation, with a 27.0-yard kickoff return average.
- Established school season and career records returning three kickoffs for touchdowns - one shy of the conference record.
- Led the team with 83 catches for 978 yards (11.8) and seven touchdowns. Added 31 carries for 149 yards and five scores, completed one-of-three passes for 35 yards and returned one punt for seven yards.
- Scored 90 points and registered 2,134 all-purpose yards - fifth in Conference USA and 21st nationally.
- As a sophomore, started five of the 10 games he played and led the team with 58 receptions for 654 yards (11.3) and a touchdown.

- Added 19 carries for 76 yards and returned 19 kickoffs for 446 yards (23.5).
- Totaled 1,176 all-purpose yards and averaged 117.6 yards-per-game.
- Started two of the 13 games he played as a redshirt freshman and finished with 26 catches for 246 yards and a pair of touchdowns.
- Returned five kickoffs for 89 yards and completed one-of-three passes (an 80-yard touchdown toss also against UTEP). His 80-yard touchdown toss was the eighth-longest pass in school history.
- Returned 31 punts for 250 yards and was sixth in Conference USA with an 8.1-yard average.
- For the season, tallied 782 all-purpose yards, including the game against Alabama-Birmingham in which he racked up 140 yards (96 on five punt returns, 17 on two catches and 27 on an end-around).
- Redshirted as a true freshman.

**PERSONAL:**

- Lettered four times in football at Tucker High School in Stone Mountain, Ga., and earned Class 4A all-state honors from the Georgia High School Coaches Association as a senior.
- Was the school's quarterback as a senior, leading the squad to a 10-1 record and the region 6-AAAA championship.
- Added All-DeKalb County honors and played in the North-South All-star game where he was chosen as the MVP.
- Completed 62.0% of his passes for 1,334 yards and 10 touchdowns while adding 524 yards and seven rushing touchdowns as the team's captain.
- Also lettered for Tucker's baseball and basketball teams.
- Majored in communications.

**COMMUNITY:**

- 2011 Rookie Club presented by UnitedHealthcare.
- 2011 United Way Hometown Huddle.
- 2012-13 Dallas Cowboys Draft Day/Fan Appreciation Party.
- 2012-14 Dallas Cowboys U High School Camp.
- 2014 Albertson's All Star Gala benefiting The Salvation Army and Muscular Dystrophy Association.
- Annual Team Holiday Hospital Visits.
- Kick Off Luncheon and Dallas Cowboys Family Cookbook benefiting Happy Hill Farm.
- Make-A-Wish Foundation of North Texas.
- Salvation Army Angel Tree Christmas Program.

**HARRIS' COWBOYS TOTALS**

Year Team	GP-GS	RECEIVING					SPECIAL TEAMS TACKLES							
		No	Yds	Avg	Long	TD	Solo	Asst	Tot	FF	FR	BP	BFG	BX
2011 Dallas	7-0	0	0	0.0	0	0	0	0	0	0	0	0	0	0
2012 Dallas	16-0	17	222	13.1	36	1	5	3	8	0	0	0	0	0
2013 Dallas	13-3	9	80	8.9	24	2	9	4	13	0	1	0	0	0
<b>Totals</b>	<b>36-3</b>	<b>26</b>	<b>302</b>	<b>11.6</b>	<b>36</b>	<b>3</b>	<b>14</b>	<b>7</b>	<b>21</b>	<b>0</b>	<b>1</b>	<b>0</b>	<b>0</b>	<b>0</b>

Year Team	No	Yds	PUNT RETURNS			FC	TD	KICKOFF RETURNS				
			Avg	Long	TD			No	Yds	Avg	Long	TD
2011 Dallas	15	80	5.3	14	6	0	8	231	28.9	51	0	
2012 Dallas	22	354	16.1	78	11	1	11	210	19.1	29	0	
2013 Dallas	20	256	12.8	86	10	1	28	857	30.6	90	0	
<b>Totals</b>	<b>57</b>	<b>690</b>	<b>12.1</b>	<b>86</b>	<b>27</b>	<b>2</b>	<b>47</b>	<b>1,298</b>	<b>27.6</b>	<b>90</b>	<b>0</b>	

**ADDITIONAL STATISTICS**

Rushing – 2013 (1 for 6 yards).

**SINGLE-GAME HIGHS**


- Receptions** – 4 vs. Washington, 11/22/12 and vs. Pittsburgh, 12/16/12
- Receiving Yards** – 71 vs. Washington, 11/22/12
- Punt Returns** – 5 at Philadelphia, 10/20/13
- Punt Return Yards** – 109 vs. Washington, 10/13/13
- Punt Return Average** – 54.5 vs. Washington, 10/13/13

- Long Punt Return** – 86t vs. Washington, 10/13/13
- Fair Catches** – 3 vs. Washington, 9/26/11, 3 at Kansas City, 9/15/13
- Kickoff Return Yards** – 121 at New Orleans, 11/10/13
- Long Kickoff Return** – 90 vs. Philadelphia, 12/24/11

**NICK HAYDEN**

**96 • Defensive Tackle**

6-4 • 303 • 2/4/86  
 Wisconsin • FA for '13  
 NFL: 7th Year • Cowboys: 2nd Year  
 Games/Starts: 2013-16/16; Career-44/29  
 Postseason: 2013-0/0; Career-1/0



**PRO:** Nick Hayden signed with the Dallas Cowboys on Feb. 11, 2013 with hopes of making a return to the playing field after missing the 2012 season with an injured ankle. His work through the offseason and preseason paid off as he not only earned a roster spot, but was one of the club's starting defensive tackles for all 16 games.



By season's end, not only did Hayden play in all 16 games for the first time in his career, but he had a career-high 51 tackles and recovered his first career fumble for his first career score. A former sixth round draft choice by Carolina in 2008, Hayden is a young interior lineman with playing experience in Carolina (2008-10) and Cincinnati (2011).

**TRANSACTION SUMMARY:**

- 2/11/13:** Signed with Dallas through 2014.  
**3/12/12:** Re-signed with Cincinnati and Waived/Injured (8/31).  
**9/3/11:** Released by Carolina and signed with Cincinnati (12/7).  
**8/31/08:** Released by Carolina, signed to its practice squad (9/3) and activated (12/20).  
**4/27/08:** Drafted in the sixth round (181st overall) by Carolina.

**2013:**

- Started all 16 games for the first time in his career and finished the season with a career-best 51 tackles with 16 pressures, two tackles for losses, one breakup, his first career forced fumble and his first career fumble recovery (in the end zone that resulted in his first career score).
- Made his Cowboys debut in the opener against the N.Y. Giants (9/8) and finished with three tackles and a pressure.
- Ranked second on the squad with seven tackles and a pressure at Kansas City (9/15).
- Notched a single-game best and team-high five pressures with a tackle in the win at Philadelphia (10/20).
- Recovered a fumble in the endzone for his first career fumble recovery and first career score in the win over Minnesota (11/3). Also added four tackles.
- Notched two tackles and his first career tackle for a loss at Chicago (12/9).

**2012 (Cincinnati):**

- Went to camp with Cincinnati but injured his ankle.
- Was waived/injured at the final cut date and out of football for the season.

**2011 (Carolina/Cincinnati):**

- Returned to training camp with the Panthers but was released prior to the first regular season game.
- Was out of football until signing with Cincinnati on Dec. 7.
- Made his debut with the Bengals against Houston (12/11) but did not record any stats.
- Played at St. Louis (12/18) and posted a pair of tackles.

**2010 (Carolina):**

- Played in 14 games, starting the last 10, and had a career-high 51 tackles, one sack, two pressures and a pass breakup as the Panthers defense finished seventh in the NFL in average yards-per-play.
- Posted a season-best seven tackles while splitting a sack against Chicago (10/10).
- Tied his season high with seven tackles and split a sack against Atlanta (12/12).

**2009 (Carolina):**

- Returned to the Panthers, played in 10 games, starting three, and had 31 tackles, a sack and a hurry.
- Had his first career sack with a takedown of Josh Freeman against Tampa Bay (12/6).

**2008 (Carolina):**

- Drafted in the sixth round (181st overall) but spent the first 14 weeks of his rookie season on Carolina's practice squad.
- Played in two games with one start after signing to the active roster on Dec. 20.
- Made his NFL debut at the N.Y. Giants (12/21) as a reserve defensive tackle.
- At New Orleans (12/28) made his first career start and notched a pair of tackles and two pressures.
- Played as a sub in the NFC Divisional Playoff Game against Arizona (1/10/09) and had one tackle and a hurry.

**COLLEGE:**

- Played in 44 games at Wisconsin, starting his final 39, and tallied 132 tackles, 10.0 sacks, six fumble recoveries - tied for second in school history, six pass breakups, a pair of blocked kicks and a forced fumble.
- Was an All-Big Ten Conference honorable mention as a senior, starting all 13 games and finishing with 48 tackles, 4.5 sacks, a team-best three fumble recoveries, two pass breakups and a blocked kick.
- Started all 13 games as a junior and posted 27 tackles and a blocked kick.
- As a sophomore, earned All-Big Ten Conference honorable mention after starting all 13 games leading the Badgers with 5.5 sacks and three fumble recoveries. Also notched 56 tackles a forced fumble and a four pass deflections.
- Played in five games as a true freshman and contributed one tackle.

**PERSONAL:**

- Was a standout at Arrowhead High School in Hartland, Wis.
- Majored in agricultural journalism at Wisconsin.

**COMMUNITY:**

- Participated in community outreach programs while with Carolina and Cincinnati.
- 2013-14 Dallas Cowboys U High School Camp.
- Annual team Holiday Hospital Visits.
- Kickoff Luncheon.
- Make-A-Wish Foundation of North Texas.


**HAYDEN'S NFL TOTALS**

Year Team	GP-GS	DEFENSE										INTERCEPTIONS				FUMBLES REC				
		ST	AT	TT	Sks- Yds	Tkl/ Ls	QB Prs	PBU	FF	No	Yds	Avg	Lg	TD	No	Yds	Avg	Lg	TD	
2008 Carolina	2-1	2	1	-	3	0.0(0)	0(0)	0	0	0	0	0	0	0	0	0	0	0	0	0
2009 Carolina	10-2	15	2	-	17	0.5(-2)	0(0)	0	0	0	0	0	0	0	0	0	0	0	0	
2010 Carolina	14-10	20	11	-	31	0.5(-10)	0(0)	0	1	0	0	0	0	0	0	0	0	0	0	
2011 Cincinnati	2-0	2	0	-	2	0.0(0)	0(0)	0	0	0	0	0	0	0	0	0	0	0	0	
2012	0-0	OUT OF FOOTBALL										OUT OF FOOTBALL				OUT OF FOOTBALL				
2013 Dallas	16-16	28	23	-	51	0.0(0)	2(-2)	16	0	1	0	0	0	0	1	0	0.0	0	1	
<b>Totals</b>	<b>44-29</b>	<b>67</b>	<b>37</b>	<b>-</b>	<b>104</b>	<b>1.0(-12)</b>	<b>2(-2)</b>	<b>16</b>	<b>1</b>	<b>1</b>	<b>0</b>	<b>0</b>	<b>0</b>	<b>0</b>	<b>1</b>	<b>0</b>	<b>0.0</b>	<b>0</b>	<b>1</b>	
<b>Playoffs</b>																				
2008 Carolina	1-1	1	0	-	1	0.0(0)	0(0)	0	0	0	0	0	0	0	0	0	0	0	0	

# JEFF HEATH

38 • Safety

6-1 • 212 • 5/14/91  
Saginaw Valley State • FA for '13  
NFL: 2nd Year • Cowboys: 2nd Year  
Games/Starts: 2013-16/9; Career-16/9  
Postseason: 2013-0/0; Career-0/0



**PRO:** A long-shot to make the team after signing with Dallas as an undrafted free agent, Jeff Heath defied the odds by not only making the active roster out of training camp, but playing in all 16 games and settling in as one of the team's starting safeties in 2013. Heath started his rookie campaign as a special teamer and reserve defensive back, but finished the year with nine starts at strong safety. He was sixth on the squad with 60 tackles, tops with 13 special teams stops, and had a 50-yard fumble recovery for a touchdown, along with an interception, six breakups, one pressure and a forced fumble. He will enter 2014 looking to resume his role as the starter at strong safety for the club.

**TRANSACTION SUMMARY:**

**5/10/13:** Signed with Dallas as a rookie free agent.

**2013:**

- Earned a roster spot out of training camp as an undrafted free agent and played in all 16 games. Became a starting safety for the final nine games and finished with 60 tackles (sixth on the team) and a team-best 13 special teams tackles.
- Made his NFL debut in the opening win over the N.Y. Giants (9/8), playing on special teams, and notched his first career stop.
- Saw fourth quarter action in the win over St. Louis (9/22) and had three defensive tackles - the first three of his career.
- Notched a career-best two special teams tackles against Denver (10/6).
- Saw extended playing time, rotating at both safety spots through all four quarters at Philadelphia (10/20), and notched one tackle and one stop on special teams.
- Had his first career start in place of J.J. Wilcox (knee) and led the team with 12 tackles at Detroit (10/27).
- Again started in place of Wilcox (knee) and posted three tackles in the win over Minnesota (11/3).
- At New Orleans (11/10) started in place of Wilcox (knee) and was third on the team with a career-high 13 tackles with two pass breakups and a special teams stop.
- Had eight tackles, his first career fumble recovery and touchdown on a 50-yard return at the N.Y. Giants (11/24).
- Intercepted his first career pass to go with three tackles, a hurry and a breakup in the come-back win at Washington (12/22).

**COLLEGE:**

- For his career, started 30-of-35 games, recording 219 tackles, 16.5 tackles for loss, seven interceptions and forcing and recovering four fumbles.
- As a senior made the 2012 All-Great Lakes Intercollegiate Athletic Conference first-team defense with 77 tackles, three tackles for losses, one forced fumble, two fumble recoveries, five interceptions and seven pass breakups while starting all 11 games.
- Started all 11 games as a junior, earning second-team All-GLIAC honors after totaling 81 tackles, one sack, nine tackles for loss, forced and recovered one fumble, three pass breakups and had one interception for a return of 46 yards.
- Appeared in eight games, starting seven, as a sophomore and ended the season with 49 tackles, 3.5 tackles for loss, one interception and recovered two fumbles.
- As a freshman, appeared in five games and started one, recording 13 tackles, one tackle for loss, one interception, one deflected pass and forced and recovered a fumble.

**PERSONAL:**

- Prepped at Lake Orion, Mich., High School where he was voted all-league, All-North Conference, all-state finalist, Big Play Player of the Year, recipient of the Big Stick Award for hardest hitter and team captain.
- Majored in criminal science at Saginaw Valley State.

**COMMUNITY:**

- 2013 Rookie Club presented by UnitedHealthcare.
- 2013-14 Dallas Cowboys U High School Camp.
- 2013 The Salvation Army YET Kaboom Playground Build.
- 2014 Draft Day/Fan Appreciation Party.
- Annual Team Holiday Hospital Visits.
- Kickoff Luncheon.
- Make-A-Wish Foundation of North Texas.

**HEATH'S COWBOYS TOTALS**

Year Team	GP-GS	DEFENSE						INTERCEPTIONS				FUMBLES REC							
		ST	AT	TT	Sks-Yds	Tkl/Ls	QB Prs	PBU	FF	No	Yds	Avg	Lg	TD	No	Yds	Avg	Lg	TD
2013 Dallas	16-9	42	18	-60	0.0(0)	0(0)	1	6	1	1	0	0.0	0	0	1	50	50.0	50ft	1
		SPECIAL TEAMS																	
Year Team		Solo	Ast	Tot	FF	FR	BP	BFG	BXP										
2013 Dallas		11	2	-13	0	0	0	0	0										



# DeVONTE HOLLOWAN

## 57 • Linebacker


6-2 • 238 • 2/12/91

South Carolina • D6 for '13 (185th overall)

NFL: 2nd Year • Cowboys: 2nd Year

Games/Starts: 2013-9/2; Career-9/2

Postseason: 2013-0/0; Career-0/0



**PRO:** The Dallas Cowboys added a versatile and athletic linebacker when they drafted DeVonte Holloman in the sixth round (185th overall) of the 2013 NFL Draft. Holloman started his rookie season as a reserve linebacker and special teamer, but started the final two games of the season. He missed six contests with an injured neck, but returned to show coaches his value on defense, posting 24 tackles and two sacks in the final three games. In 2014 he will challenge for a starting spot on a young defense.

### TRANSACTION SUMMARY:

**4/27/13:** Drafted in the sixth round (185th overall) by Dallas.

### 2013:

- Was a reserve linebacker and special teamer to start the season but suffered a neck injury in a practice, forcing him to miss seven games. Returned to action and saw more time at linebacker before starting the final two games in place of Sean Lee (neck). Tallied 28 tackles and two sacks with four special teams tackles and a fumble recovery.
- Made his NFL debut in the season-opening win against the N.Y. Giants (9/8) and finished with a special teams tackle and a fumble recovery on a muffed punt that led to a Cowboys score.
- Posted a special teams stop at Kansas City (9/15) then had his first career defensive stops with four in the win over St. Louis (9/22).
- Returned to action against Green Bay (12/15) after missing seven games with a neck injury and posted seven tackles - second on the team.
- Made his first career start in place of Lee (neck) at middle linebacker and finished with six tackles at Washington (12/22).
- Started the finale against Philadelphia (12/29) in place of Lee (neck) and had a career-best 11 tackles along with the first two sacks of his career.

### COLLEGE

- Finished his collegiate campaign starting all 13 games at linebacker for the Gamecocks and finishing fourth with 57 tackles, two sacks, six stops for losses, two forced fumble and a team-best three interceptions.
- With 10 starts in 11 games played at linebacker as a junior, tallied 51 tackles - fifth on the defense - with four tackles for losses, four breakups and an interception.
- Played in all 14 games with 10 starts as a sophomore strong safety and ranked third on the defense with a career-high 69 tackles, two behind the line, along with three pass breakups and two interceptions.
- As a true freshman safety, started two-of-13 games and posted 30 tackles, one tackle for loss, two pass breakups and an interception and was named to the Fall Southeastern Conference Academic Honor Roll.

### PERSONAL:

- First attended Independence High School in Charlotte, N.C., helping lead the school to a pair of state high school football championships, posting 96 tackles and four picks as a sophomore and 50 stops with two interceptions as a junior.
- Transferred to South Pointe High School in Rock Hill, S.C., as a senior and named first-team all-state, helping the school to a 15-0 record and the state championship, playing safety and wide receiver.
- Earned his degree in business management from South Carolina.
- Has a daughter, Brooklyn.

### COMMUNITY:

- 2013 Rookie Club presented by UnitedHealthcare.
- 2013-14 Dallas Cowboys U High School Camp.
- 2013 The Salvation Army YET Kaboom Playground Build.
- 2014 Project Sunshine with UnitedHealthCare.
- 2014 Draft Day Movie Premiere.
- 2014 Draft Day/Fan Appreciation Party.
- Annual Team Holiday Hospital Visits.
- Kickoff Luncheon.
- Make-A-Wish Foundation of North Texas.

### HOLLOWAN'S COWBOYS TOTALS

Year Team	GP-GS	DEFENSE										INTERCEPTIONS					FUMBLES REC							
		ST	AT	TT	Sks-Yds	Tkl/Ls	QB Prs	PBU	FF	No	Yds	Avg	Lg	TD	No	Yds	Avg	Lg	TD					
2013 Dallas	9-2	18	10	-	28	2.0(-12)	0(0)	0	0	0	0	0	0	0	0	0	0.0	0	0	0	0	0	0	0

Year Team	SPECIAL TEAMS									
	Solo	Ast	Tot	FF	FR	BP	BFG	BXP		
2013 Dallas	3	1	-	4	0	1	0	0	0	0

### SINGLE-GAME HIGHS

**Total Tackles** – 11 vs. Philadelphia, 12/29/13

**Solo Tackles** – 6 vs. Green Bay, 12/15/13 and vs. Philadelphia, 12/29/13

# MATT JOHNSON

37 • Safety


6-1 • 212 • 7/22/89

Eastern Washington • D4b for '12 (135th overall)

NFL: 3rd Year • Cowboys: 3rd Year

Games/Starts: 2013-0/0-IR; Career-0/0

Postseason: 2013-0/0-IR; Career-0/0



**PRO:** The Dallas Cowboys aimed at bolstering their defense through the 2012 NFL Draft and hope they landed another defensive back to accomplish the task when they selected Matt Johnson with their second fourth round pick (135th overall). Johnson's rookie season never got underway as he battled a hamstring injury through training camp and the beginning of the season. He then suffered another hamstring injury leading up to the game at Carolina and was ultimately placed on Reserve/Injured-returnable. Johnson's fate took him down the same road in 2013 after suffering an ankle injury in training camp and landing on Reserve/Injured for the second consecutive season. After starting all 45 games he played at Eastern Washington, Johnson returns in 2014 with the hopes of making his NFL debut.

**TRANSACTION SUMMARY:**

**8/31/13:** Placed on Reserve/Injured with an ankle injury.

**11/17/12:** Placed on Reserve/Injured-returnable with a hamstring injury.

**4/28/12:** Drafted in the fourth round (135th overall) by Dallas.

**2013:**

- Returned to the playing field after a rookie season riddled with injury but again landed on Reserve/Injured with an ankle injury.

**2012:**

- After suffering a hamstring injury during training camp, was inactive for the first five games of the season.
- Suffered another hamstring injury leading up to the game at Carolina (10/21) and was inactive the next four games before landing on Reserve/Injured-returnable on Nov. 17.

**COLLEGE:**

- As a senior, missed the final four games after season-ending shoulder surgery but still earned first-team All-Big Sky Conference honors for the second consecutive season.
- At the time of the injury, was second in the conference with 52 tackles, including a team-best eight for losses, 1.5 sacks, two interceptions, two forced fumbles and a quarterback hurry.
- Selected to *College Sporting News* Sweet 63 All-America Team while earning first-team All-Big Sky Conference honors, finishing with 105 tackles - third on the team - five interceptions, eight pass breakups, two forced fumbles and a fumble recovery as a junior.
- Helped the school to a national title as the defense ranked first nationally with 26 interceptions and 47 total turnovers forced.
- Was a team co-captain along with his twin brother, Zach.
- Earned honorable mention All-Big Sky Conference honors, finishing with 101 tackles and led the conference with six interceptions, including four in one game, as a sophomore.
- Had four interceptions against Portland State to tie a single-game conference record and mark the most interceptions in a game by an Eagle in 23 years and in the conference in 20.
- As a redshirt freshman, was an honorable mention All-Big Sky Conference selection after starting all 11 games and finishing second on the team with 83 tackles, with five for losses, and four interceptions.

**PERSONAL:**

- Named as one of the Top-100 prospects in Washington State by the *Seattle Times* as a senior at Tumwater, Wash., High School.
- Earned second-team 2A All-Evergreen League honors as a senior defensive back after racking up 53 tackles, a pair of interceptions and a fumble recovery despite missing five games due to injury.
- Also played basketball and baseball, and as a senior, helped lead the baseball team to a district title along with his brother, Zach.
- Was an exercise and science major at Eastern Washington.

**COMMUNITY:**

- Salvation Army Angel Tree Christmas Program.
- 2012 Rookie Club presented by UnitedHealthcare.
- 2013-14 Dallas Cowboys U High School Camp.
- 2014 The Stars of Texas...Racing Against the Odds benefitting The American Diabetes Association.
- 2014 Draft Day/Fan Appreciation Party.
- Annual Team Holiday Hospital Visits.
- Dallas Cowboys annual Luncheon and Cowboys Family Cookbook benefitting Happy Hill Farm.
- Make-A-Wish Foundation of North Texas.

**JOHNSON'S COWBOYS TOTALS**

Year Team	GP-GS	DEFENSE								INTERCEPTIONS				FUMBLES REC				
		ST	AT	TT	Sks-Yds	Tkl/Ls	QB Prs	PBU	FF	No Yds	Avg	Lg	TD	No Yds	Avg	Lg	TD	
2012 Dallas	0-0	0	0	-	0	0.0(0)	0(0)	0	0	0	0	0	0	0	0	0	0	0
2013 Dallas	0-0	RESERVE/INJURED-Ankle								RESERVE/INJURED				RESERVE/INJURED				
<b>Totals</b>	<b>0-0</b>	<b>0</b>	<b>0</b>	<b>-</b>	<b>0</b>	<b>0.0(0)</b>	<b>0(0)</b>	<b>0</b>	<b>0</b>	<b>0</b>	<b>0</b>	<b>0</b>	<b>0</b>	<b>0</b>	<b>0</b>	<b>0</b>	<b>0</b>	<b>0</b>



# CHRIS JONES

6 • Punter


6-0 • 205 • 7/21/89

Carson-Newman • FA for '11

NFL: 3rd Year • Cowboys: 3rd Year

Games/Starts: 2013-16/0; Career-22/0

Postseason: 2013-0/0; Career-0/0



**PRO:** Chris Jones originally went to training camp with Dallas as an undrafted free agent in 2011 but was released at the end. The club signed Jones to their practice squad on Oct. 28, 2011 as Mat McBriar was slowed with a leg injury. Eventually filling in for McBriar, Jones had a gross average of 42.6 yards-per-punt, a net average of 40.5 with four punts downed inside the 20-yard line, a long punt of 54 yards and one touch-back on 10 punts in two games. Jones then won a training camp battle for Dallas' punting job in 2012 but played in only four games after suffering a knee injury and ultimately landing on IR. He made it through the entire season in 2013 and signed a one-year contract with Dallas for 2014. For his career, he averages 44.8 yards-per-punt with a net of 39.3 and 40 downed inside opponents' 20-yard line

#### TRANSACTION SUMMARY:

**3/10/14:** Signed a one-year contract with Dallas through 2014.

**10/24/12:** Placed on Reserve/Injured with a knee injury.

**12/31/11:** Signed to Dallas' active roster.

**11/5/11:** Signed to Dallas' active roster, released (11/15) and re-signed to the practice squad (11/17).

**10/28/11:** Signed to Dallas' practice squad.

**7/28/11:** Signed with Dallas as a rookie free agent but was released (9/3).

#### 2013:

- Played in all 16 games for the first time in his career and punted 77 times for a 45.0 gross average with six touchbacks, 30 downed inside the 20-yard line (third in a season in team history) with a long of 62 yards and a 39.1-yard net.
- Opened the season against the N.Y. Giants (9/8) with six punts for a 45.8 gross average, 42.5 net, two downed inside the 20 and a long of 56.
- Punted four times for a 50.0 average and a 39.8-yard net with a career-long 62-yarder.
- At Philadelphia (10/20) punted a single-game career-high nine times with a long of 50, a net of 38.0, gross of 38.6 with six downed inside the 20.
- Four of his eight punts at New Orleans (11/10) were downed inside the 20, and he finished with a 50.4 gross average and a 48.1 net average.

#### 2012:

- Played in just four games after a knee injury eventually landed him on Reserve/Injured. Punted 12 times with a gross average of 45.2, net average of 40.0 and six punts downed inside the 20 yard line.
- Suffered the first blocked punt of his career that was returned three yards for a touchdown at Seattle (9/16). Finished the day with five punts for a 45.8-yard average, three downed inside the 20 and a net of 37.0.
- Punted four times for a 43.3 gross and 40.8 net against Tampa Bay (9/23).
- Was inactive against Chicago (10/1) with a knee injury suffered the previous game and returned at Baltimore (10/14) to punt once for a 32.0 net and gross with the ball downed at the eight-yard line.
- Was inactive (knee) at Carolina (10/21) before landing on IR with the knee injury on Oct. 24.

#### 2011:

- As an undrafted free agent, punted eight times for a gross of 37.0, net of 33.1 and three downed inside the 20-yard line in the preseason.
- Was released at the end of camp then signed to the practice squad Oct. 28. He was released just four days later and signed again Nov. 2.
- Was activated on Nov. 5 to make his NFL debut against Seattle (11/6) in place of McBriar (foot) and punted four times with a 43.0 gross and net average and two punts downed inside the 20-yard line.
- Inactive against Buffalo (11/13), released Nov. 15 and signed to the practice squad on Nov. 17.
- Was once again called up after McBriar landed on IR and punted in the season finale at the N.Y. Giants (1/1/12) with six punts, a 42.3 gross, 38.8 net, two downed inside the 20 and a long of 54 yards.

#### COLLEGE:

- As a senior in 2010 punted 48 times averaging 42.1 yards with a long of 73.
- During his junior year, earned second-team All-SAC honors and played in all 14 games, ranking third in the conference in punting with an average of 39.3 yards-per-punt.
- Landed eight punts inside the 20-yard line, forced 21 fair catches on 54 attempts and had a season-long punt of 55 yards against UNC-Pembroke.
- As a sophomore averaged 38.5 yards on 41 punts and landed six punts inside the 20-yard-line with a long punt of 57 yards and was a Preseason All-South Atlantic Conference selection and a second-team All-SAC selection.
- Was named to the first-team All-SAC selection as a freshman, averaging 41.4 yards on 34 punts and kicking six inside the 20-yard-line with a long punt of 64 yards.

#### PERSONAL:

- Was an all-area punter at Coosa High School in Rome, Ga.
- Also participated on Coosa's track and field team.
- Majored in physical education at the Carson-Newman.

#### COMMUNITY:

- 2011 Rookie Club presented by UnitedHealthcare.
- 2012-14 Dallas Cowboys U High School Camp.
- 2013 Dallas Cowboys Draft Day/Fan Appreciation Party

- Annual Team Holiday Hospital Visits.
- Salvation Army Angel Tree Christmas Program.
- Kick Off Luncheon and Dallas Cowboys Family Cookbook benefiting Happy Hill Farm.
- Make-A-Wish Foundation of North Texas.

## JONES' COWBOYS TOTALS

### PUNTING

Year Team	GP-GS	No	Yds	Avg	TB	In 20	Lng	Bik	Opp Ret	Ret Yds	Net
2011 Dallas	2-0	10	426	42.6	1	4	54	0	3	1	40.5
2012 Dallas	4-0	12	542	45.2	0	6	60	1	5	22	40.0
2013 Dallas	16-0	77	3,467	45.0	6	30	62	0	37	339	39.1
<b>Totals</b>	<b>22-0</b>	<b>99</b>	<b>4,435</b>	<b>44.8</b>	<b>7</b>	<b>40</b>	<b>62</b>	<b>1</b>	<b>45</b>	<b>362</b>	<b>39.3</b>

### SINGLE-GAME HIGHS

**Punts** – 9 at Philadelphia, 10/20/13  
**Gross Avg.** – 54.0 (2 punts), at N.Y. Giants (9/5/12)  
**Net Avg.** – 51.5 (2 punts), at N.Y. Giants (9/5/12)  
**Long** – 62 at Kansas City, 9/15/13  
**Inside 20** – 6 at Philadelphia, 10/20/13

### JONES' GAME-BY-GAME

#### PUNTING

#### 2011 (Dallas)

Game	No	Yds	Avg	TB	IN20	Lg	Bik	Yds	Net	Opp
L-@ NYJ 9/11										OUT OF FOOTBALL
W-@ SF 9/18										OUT OF FOOTBALL
W-Was 9/26										OUT OF FOOTBALL
L-Det 10/2										OUT OF FOOTBALL
L-@ NE 10/16										OUT OF FOOTBALL
W-SIL 10/23										OUT OF FOOTBALL
L-@ Phi 10/30										PRACTICE SQUAD
W-Sea 11/6	4	172	43.0	0	2	52	0	0	43.0	
W-Buf 11/13										INACTIVE
W-@ Was 11/20										PRACTICE SQUAD
W-Mia 11/24										PRACTICE SQUAD
L-@ Ari 12/4										PRACTICE SQUAD
L-NYG 12/11										PRACTICE SQUAD
W-@ TB 12/17										PRACTICE SQUAD
L-Phi 12/24										PRACTICE SQUAD
L-@ NYG 1/1/12	6	254	42.3	1	2	54	0	1	38.8	
<b>Totals</b>	<b>10</b>	<b>426</b>	<b>42.6</b>	<b>1</b>	<b>4</b>	<b>54</b>	<b>0</b>	<b>1</b>	<b>40.5</b>	

#### 2012 (Dallas)

Game	No	Yds	Avg	TB	IN20	Lg	Bik	Yds	Net	Opp
W-@ NYG 9/5	2	108	54.0	0	1	60	0	5	51.5	
L-@ Sea 9/16	5	229	45.8	0	3	52	1	7	37.0	
W-TB 9/23	4	173	43.3	0	1	54	0	10	40.8	
L-Chi 10/1										INACTIVE-Knee
L-@ Bal 10/14	1	32	32.0	0	1	32	0	0	32.0	
W-@ Car 10/21										INACTIVE-Knee
L-NYG 10/28										RESERVE/INJURED-Knee
L-@ Atl 11/4										RESERVE/INJURED-Knee

#### 2012 (Dallas), cont.

Game	No	Yds	Avg	TB	IN20	Lg	Bik	Yds	Net	Opp
W-@ Phi 11/11										RESERVE/INJURED-Knee
W-Cle 11/18										RESERVE/INJURED-Knee
L-Was 11/22										RESERVE/INJURED-Knee
W-Phi 12/2										RESERVE/INJURED-Knee
W-@ Cin 12/9										RESERVE/INJURED-Knee
W-Pit 12/16										RESERVE/INJURED-Knee
L-NO 12/23										RESERVE/INJURED-Knee
L-@ Was 12/30										RESERVE/INJURED-Knee
<b>Totals</b>	<b>12</b>	<b>542</b>	<b>45.2</b>	<b>0</b>	<b>6</b>	<b>60</b>	<b>1</b>	<b>22</b>	<b>40.0</b>	

#### 2013 (Dallas)

Game	No	Yds	Avg	TB	IN20	Lg	Bik	Yds	Net	Opp
W-NYG 9/8	6	275	45.8	0	2	56	0	20	42.5	
L-@ KC 9/15	4	200	50.0	0	1	62	0	41	39.8	
W-Sil 9/22	4	195	48.8	1	2	55	0	16	39.8	
L-@ SD 9/29	5	203	40.6	1	0	51	0	12	34.2	
L-Den 10/6	1	51	51.0	0	0	51	0	19	42.0	
W-Was 10/13	5	226	45.2	0	2	52	0	17	41.8	
W-@ Phi 10/20	9	347	38.6	0	6	50	0	5	38.0	
L-@ Det 10/27	7	313	44.7	2	3	58	0	4	38.4	
W-Min 11/3	5	222	44.4	0	3	53	0	35	37.4	
L-@ NO 11/10	8	403	50.4	0	4	56	0	18	48.1	
W-@ NYG 11/24	7	313	44.7	1	3	51	0	16	39.6	
W-Oak 11/28	5	238	47.6	0	1	58	0	42	39.2	
L-@ Chi 12/9	3	112	37.3	0	1	41	0	19	31.0	
L-GB 12/15	2	103	51.5	1	0	57	0	26	28.5	
W-@ Was 12/22	3	155	51.7	0	0	57	0	35	40.5	
L-Phi 12/29	3	111	37.0	0	2	44	0	24	29.0	
<b>Totals</b>	<b>77</b>	<b>3,467</b>	<b>45.0</b>	<b>6</b>	<b>30</b>	<b>62</b>	<b>0</b>	<b>339</b>	<b>39.1</b>	

# LOUIS-PHILIPPE LADOUCEUR

91 • Long Snapper

(LAH-doo-sahr)




6-5 • 256 • 3/13/81

California • FA for '05

NFL: 10th Year • Cowboys: 10th Year

Games/Starts: 2013-16/0; Career-141/0

Postseason: 2013-0/0; Career-4/0



**PRO:** Louis-Philippe Ladouceur joined the Cowboys three games into the 2005 season and has provided consistency at long snapper since his arrival. He has played in every game since landing in Dallas and made clean snaps on 639 punts, 275 field goals, and 388 PATs in his career, including the playoffs.



**TRANSACTION SUMMARY:**

- 2/28/13:** Signed a five-year contract with Dallas through 2017.
- 2/14/08:** Signed a five-year contract with Dallas through 2013.
- 3/23/06:** Re-signed with Dallas.
- 9/28/05:** Signed with Dallas.
- 4/28/05:** Signed as a rookie free agent with New Orleans and released (8/29).

**2013:**

- Snapped cleanly on 77 punts, 30 field goal tries and 47 PATs and added three special teams stops.
- Added his first special teams tackle against Washington (10/13) then posted tackles against Minnesota (11/3) and at New Orleans (11/10).

**2012:**

- Finished the season with clean snaps on 68 punts, 31 field goal attempts and 37 PAT tries.
- Worked with a new punter and holder in veteran Brian Moorman with Chris Jones (knee) inactive against Chicago (10/1).
- Had his lone special teams tackle on Thanksgiving Day against Washington (11/22).

**2011:**

- Was perfect on all snaps of the overtime win at San Francisco (9/18) while adding his first special teams tackle of the year.
- Played in his 100th career game in the loss at Philadelphia (10/30) and added a special teams tackle.
- Led the team with a pair of special teams tackles against Philadelphia (12/24).

**2010:**

- Once again was perfect on all his snaps - 32 field goals, 44 PATs and 65 punts - and added three special teams tackles.
- Snapped cleanly on all eight attempts - six punts, one PAT and one field goal - in the season opener at Washington (9/12).
- Had his first special teams tackle at Green Bay (11/7) along with seven clean snaps.
- Added another special teams tackle against Philadelphia (12/12).
- Had his final special teams tackle of the season in the season-ending win at Philadelphia (1/2/11).

**2009:**

- Was once again a model of consistency, providing clean snaps on every kick attempt through the regular and postseason - 81 punts, 36 field goal attempts and 45 field goals.
- Was in on three special teams tackles - one solo and two assists.
- Had a tackle in the AT&T Stadium opener against the N.Y. Giants (9/20), another on Thanksgiving Day against Oakland (11/26) and his third at the N.Y. Giants (12/6).
- Played in his 75th career game in the win at previously undefeated New Orleans (12/19).

**2008:**

- Was flawless on every snap attempt of the season while also contributing three special teams tackles.
- Collected a special teams tackle in the season opener at Cleveland (9/7).
- Made a special teams stop at Arizona (10/12).
- At Philadelphia (12/28) posted a special teams tackle.

**2007:**

- Had clean snaps against the N.Y. Giants (9/9) with a rookie kicker (Nick Folk) and new holder (Brad Johnson).
- Had one special teams tackle and clean snaps on five PATs and five punts against St. Louis (9/30).
- Snapped cleanly on all five of Folk's kicks, including a 53-yard game-winning field goal at Buffalo (10/8).

**2006:**

- Made clean snaps on special teams in his first full season in Dallas.
- Recorded his first career special teams tackle at Jacksonville (9/10).
- Added one special teams tackle against Washington (9/17) and against Philadelphia (12/25).

**2005:**

- Made his NFL debut at Oakland (10/2) and snapped cleanly on five punts and two field goals.
- Finished the season with clean snaps on 70 punts, 25 field goals and 28 PATs.
- Saw limited time at defensive end and as the Saints long snapper through preseason.
- Finished with two tackles, one sack, a forced fumble and a special teams tackle but was released at the end of camp.

**COLLEGE:**

- Played every game as Cal's deep snapper and was a key player on a special teams unit that did not allow a blocked kick in both his junior and senior seasons.
- Saw action in just two games as a sophomore and did not record any statistics.
- Played in three games for the Bears as a redshirt freshman.

**PERSONAL:**

- Was born in Montreal, Canada, and played at Notre Dame High School and John Abbott College in Pointe-Claire, Montreal, Canada.
- As a defensive lineman, had 48 tackles, 7.0 sacks, three blocked field goals, one blocked punt and a fumble recovery which he returned 35 yards for a touchdown as a senior.
- Earned his bachelor's degree in earth and planetary science and his master's degree in education from Cal.
- Fluent in French.
- He and his wife, Brooke, were married on April 20, 2012.

**COMMUNITY:**

- 2005 Dallas Cowboys Rookie Club.
- 2011-12 Taste of the NFL: The Ultimate Cowboys Tailgate Party benefitting the North Texas Food Bank.
- 2012-14 Dallas Cowboys U High School Camp.
- Dallas Cowboys Draft Day/Fan Appreciation Party.
- Annual Team Holiday Hospital Visits.
- Salvation Army Angel Tree Christmas Program.
- Dallas Cowboys Kickoff Luncheon and Cowboys Family Cookbook benefitting Happy Hill Farm.
- Make-A-Wish Foundation of North Texas.

## LADOUCEUR'S COWBOYS TOTALS

**GAMES/STARTS** (regular season, playoffs): 2005 (13/0), 2006 (16/0, 1/0), 2007 (16/0, 1/0), 2008 (16/0), 2009 (16/0, 2/0), 2010 (16/0), 2011 (16/0), 2012 (16/0); 2013 (16/0). **Total: 141/0, 4/0.**

## ADDITIONAL STATISTICS

**Special Teams Tackles** – 2006 (0-3-3), 2007 (3-0-3), 2008 (2-1-3), 2009 (1-2-3), 2010 (1-2-3), 2011 (3-2-5); 2012 (1-0-1), 2013 (2-1-3). **Total: (13-11-24).**

## CAMERON LAWRENCE

## 53 • Linebacker


6-2 • 238 • 1/20/91

Mississippi State • FA for '13

NFL: 2nd Year • Cowboys: 2nd Year

Games/Starts: 2013-11/0; Career-11/0

Postseason: 2013-0/0; Career-0/0



**PRO:** Signed originally as a rookie free agent following the 2013 NFL Draft, Cameron Lawrence came out of training camp as a practice squad linebacker. He signed to the active roster in October as injuries started hitting the defense. The rookie played in 11 games, mainly on special teams, and finished third with 12 stops. He added five tackles in a limited role on defense but hopes to again make the roster in 2014 and become a full-time contributor to the linebacker rotation.

## TRANSACTION SUMMARY:

**10/11/13:** Signed to Dallas' active roster.

**8/31/13:** Released and signed to Dallas' practice squad (9/2).

**5/10/13:** Signed with Dallas as a rookie free agent, released (8/3)

## 2013:

- Signed with Dallas as a rookie free agent following the NFL Draft, went to training camp, was released at the end and signed to Dallas' practice squad.
- Spent the first five weeks of the season on the practice squad before signing to the active roster Oct. 11
- Made his NFL debut on special teams against Washington (10/13) and had one tackle.
- Led the team with three special teams tackles at the N.Y. Giants (11/24) and against Oakland (11/28).
- Had his first career defensive stop along with two special teams tackles at Chicago (12/9)
- Added four tackles on defense and one on special teams against Green Bay (12/15).

## COLLEGE:

- Finished his four-year career with 288 tackles in 48 games with 26 starts. Added 18.5 tackles for loss, seven sacks, four interceptions, four pass breakups, two fumble recoveries and forced three fumbles.
- Started all 13 games as a senior leading the team with 120 tackles, 10.0 tackles for loss, four sacks while adding two interceptions, four pass breakups and two forced and recovered fumbles.
- Posted a career-best 15 tackles at LSU and added a season-best three tackles for loss at Ole Miss.
- Finished second in the SEC with a team and career-best 123 tackles as a junior to earn All-SEC second-team honors. Also added six tackles for loss, two sacks, two interceptions and two pass breakups.
- Played in the first 10 games of his sophomore season before suffering a knee injury which caused him to miss the remainder of the season.
- Saw action mainly on special teams and as a reserve linebacker, posting 31 tackles and 2.5 tackles for loss.
- Played in all 12 games as a true freshman recording 14 tackles. Also played quarterback, receiver, safety and linebacker in his first season.

## PERSONAL:

- Named second-team all-state in all classifications at linebacker by the *Jackson Clarion-Ledger* following his senior year at Magnolia Heights High School in Coldwater, Miss.
- Played both quarterback and defensive back and helped lead Magnolia Heights to a 22-2 record in his final two years.
- Accounted for 1,854 yards and scored 26 touchdowns as junior, while adding 138 tackles and four interceptions.
- Helped Magnolia Heights win a state title as a sophomore.
- Also ran track, finishing second in the 300-meter hurdles, and baseball - runner-up at state as a sophomore.
- Brother, Addison Lawrence, played offensive line for Mississippi State from 2008-11 and signed with the Baltimore Ravens following the 2012 NFL Draft, but was released on final roster cuts.
- Majored in business administration at Mississippi State.

## COMMUNITY:

- 2013 Rookie Club presented by UnitedHealthcare.
- 2013-14 Dallas Cowboys U High School Camp.
- 2013 Salute to Service Visit to The Salvation Army.
- 2014 Draft Day/Fan Appreciation Party.
- Annual team Holiday Hospital Visits.
- Kickoff Luncheon.
- Make-A-Wish Foundation of North Texas.



## LAWRENCE'S COWBOYS TOTALS

Year Team	GP-GS	DEFENSE										INTERCEPTIONS				FUMBLES REC				
		ST	AT	TT	Sks-Yds	Tkl/Ls	QB Prs	PBU	FF	No	Yds	Avg	Lg	TD	No	Yds	Avg	Lg	TD	
2013 Dallas	11-0	3	2	-	5	0.0(0)	0	0	0	0	0	0	0	0	0	0.0	0	0	0	0

Year Team	SPECIAL TEAMS									
	Solo	Ast	Tot	FF	FR	BP	BFG	BXP		
2013 Dallas	8	4	-	12	0	0	0	0	0	0

# RONALD LEARY

65 • Guard


6-3 • 320 • 4/29/89

Memphis • FA for '12

NFL: 2nd Year • Cowboys: 2nd Year

Games/Starts: 2013-16/16; Career-16/16

Postseason: 2013-0/0; Career-0/0



**PRO:** The Dallas Cowboys liked what they saw in Ronald Leary's potential and ability on the offensive line through college enough to sign him to a rookie free agent contract following the 2012 NFL Draft. He spent most of his rookie season on Dallas' practice squad learning the pro game before being activated for the final week of the season. He was slotted as the club's starting left guard early in the team's 2013 training camp and never looked back as the second-year pro started all 16 games at the position. He returns in 2014 as part of an offensive line that should be a solid foundation for the Cowboys offense.

### TRANSACTION SUMMARY:

**12/22/12:** Signed to Dallas' active roster.

**8/31/12:** Released by Dallas and signed to its practice squad (9/1).

**5/4/12:** Signed with Dallas as a rookie free agent.

### 2013:

- Earned the starting left guard spot in training camp and went on to start all 16 games.
- Made his NFL debut, starting at left guard, in the opener against the N.Y. Giants (9/8) for an offensive unit that gained 331 yards on 74 plays and controlled the clock for 37:10.
- Helped the offense rush for 193 yards, including 175 by DeMarco Murray, as Romo threw three touchdown passes in the win over St. Louis (9/22).
- Helped block for Romo against Denver (10/6), who finished with a club-record 506 yards with five touchdowns, completing 25-of-36 passes for a 140.0 rating. The offense gained 522 yards (tied for 12th in club history) and scored six touchdowns (tied for 11th).
- In the win at Philadelphia (10/20), the offense controlled the clock for 36:13 and racked up 368 yards - 74 rushing and 294 passing.
- Helped block for three Murray rushing touchdowns against Oakland (11/28). It was the first multi-rushing touchdown game by a Cowboy running back since Marion Barber had two at New Orleans (12/10/09) and the first three-score game since Julius Jones at Seattle (12/6/04).
- Blocked for a running game that racked up 198 yards on 28 carries (7.1 avg) and a passing game that garnered four touchdowns in the loss at Chicago (12/9).
- The offense racked up 466 yards (second this season) behind Murray's 134 yards (7.4) with one touchdown and Romo's 358 yards and two touchdowns against Green Bay (12/15).
- Orton started at quarterback in the finale against Philadelphia (12/29) and the line did not yield a sack on 64 snaps.

### 2012:

- Signed with Dallas as a rookie free agent following the 2012 NFL Draft but was released at the end of camp.
- Immediately signed to Dallas' practice squad where he gained experience before signing to the active roster leading up to the last week of the season.
- Was a gameday inactive for the season finale in Washington (12/30).

### COLLEGE:

- Saw action at left tackle and right guard throughout the 44 appearances of his career, making 36 starts, including each game of his final three seasons with the Tigers.
- Named second-team All-Conference USA in 2011 as a senior and was one of just two offensive players for the Tigers who started all 12 games.
- Started the first six games of his senior season at left tackle, but was forced inside because of various injuries in the line, and made his final six career starts at right guard.
- Had to adjust to a new offensive scheme as a junior and saw action in all 12 games at left tackle and was one of just six Tigers to start every game - one of only three on offense.
- Received the Offensive Lineman of the Year Award at the team's post-season banquet.
- Started all 12 games at left tackle as a sophomore, playing 78.5 percent of the offensive plays, registering a total of 660 plays.

STAFF

CAMERON LAWRENCE

2013 SEASON

RECORDS

PLAYOFF RECORDS

HISTORY

SIDELINES

- Selected to the 2008 All-Conference USA Freshman Team after playing in eight of 13 games at left tackle and right tackle.
- Redshirted in 2007 as a true freshman.

**PERSONAL:**

- Lettered two seasons at Southern Lab High School in Baton Rouge, La.
- Helped Southern Lab to an 11-3 record and an appearance in the Class 1A semifinals while being credited with 49 pancake blocks and did not allow a sack throughout his entire senior season.
- Earned first-team All-District 7-1A honors in 2006 and served as a permanent team captain as a senior.
- Selected to participate in the MSL East Meets West All-American game.
- Came out for football for the first time as a junior and earned first-team all-district and all-state honors.
- Earned his degree in journalism from Memphis.

**COMMUNITY:**

- 2012 Rookie Club presented by UnitedHealthcare.
- 2012-14 Dallas Cowboys U High School Camp.
- 2013 Taste of the NFL: The Ultimate Cowboys Tailgate Party benefiting North Texas Food Bank.
- 2013-14 Dallas Cowboys Draft Day/Fan Appreciation Party.
- Annual Team Holiday Hospital Visits.
- Kickoff Luncheon.
- Make-A-Wish Foundation of North Texas.

**LEARY'S COWBOYS TOTALS**

**GAMES/STARTS** (regular season, playoffs): 2013 (16/16).

**SEAN LEE**

**50 • Linebacker**


6-2 • 234 • 7/22/86

Penn State • D2 for '10 (55th overall)

NFL: 5th Year • Cowboys: 5th Year

Games/Starts: 2013-11/11; Career-46/32

Postseason: 2013-0/0; Career-0/0



**PRO:** Sean Lee, selected in the second round (55th overall) in the 2010 NFL Draft by the Dallas Cowboys, was chosen with intentions of becoming an inside force at linebacker for years to come. After Lee spent his rookie season learning behind solid veteran inside linebackers Keith Brooking and Bradie James, he became a full time starter on the inside in 2011. Lee was also charged with "quarterbacking" the defense in his role as a first-time starter and excelled in the spotlight. He paced the defense with 131 tackles - 52 more than the second place finisher - and tied for the team lead in tackles for losses (eight), interceptions (four) and fumble recoveries (two). Lee started all 15 games he played in his second season, missing one with a wrist injury. As he began his second season as the defensive signal caller in 2012, Lee was off on a torrid tackle total, posting double-digit figures through each of the first four games. He tied a 41-year club record after posting 21 stops at Seattle (9/16). Six weeks into the season, his 77 tackles were a club high, but that's where his total ended as a toe injury suffered at Carolina (10/21) slammed the brakes on his third season. After undergoing surgery to repair the injury and spending the end of the 2012 season and beginning of the 2013 off-season rehabbing, Lee returned to full health in 2013 and resumed his role as the leader of the defense. He again led the team in tackles (123) at the time, but suffered a hamstring injury that sidelined him for two games. In his first game back, he injured his neck that kept him from the final three contests. Lee worked hard to return for 2014 but suffered a torn ACL in a spring practice that will sideline him for the season.

**TRANSACTION SUMMARY:**

**8/22/13:** Signed a seven-year contract extension through 2019.

**10/24/12:** Placed on Reserve/Injured with a toe injury.

**4/23/10:** Drafted in the second round (55th overall) by Dallas.

**2013:**

- Started the first 10 games of the season before a hamstring injury sidelined him for two games and was leading the team with 115 tackles until the injury. Returned at Chicago (12/9) but suffered a neck injury that forced him from the Bears game as well as the final three contests. Still finished the season second on the squad with 123 tackles and led the team, tied for 11th in the NFL, with four interceptions.
- Earned NFC Defensive Player of the Month (October), totalling 52 tackles, three for losses, three interceptions, two pressures and four deflections in the four games.
- Opened the season against the N.Y. Giants (9/8) with seven tackles and a breakup.
- Led the team with nine tackles with one pressure at Kansas City (9/15) and again with 10 tackles along with a fumble recovery in the win over St. Louis (9/22).
- At San Diego (9/29) led the team and tied a club record (Eugene Lockhart and Lee) with 21 tackles, including a single-game career-high 16 solo along with a tackle for a loss, a pass breakup and an interception he returned a career-long 52 yards for his second career touchdown.
- Led the team with 18 tackles with one for a loss against Denver (10/6) then posted double-digit tackles and led the team for the fourth straight week (12), along with one for a loss, against Washington (10/13).
- Earned NFC Defensive Player of the Week at Philadelphia (10/20) with a team-high 11 tackles, with one for a loss, a breakup and an interception he returned 33 yards.



- Tied for second on the team with 11 tackles with two breakups and two interceptions. Returned one pick 74 yards - the sixth-longest interception return by a Cowboy since 1991 and the second-longest by a linebacker in club history. His 74 interception return yards were a career-high.
- Led the team with 13 tackles with a tackle for a loss. Reached 100 tackles for the second time in his career.
- Had three tackles before leaving the game in the second quarter with a hamstring injury at New Orleans (11/10).
- Returned to the field at Chicago (12/9) after missing two games (hamstring) and posted six tackles before leaving the game in the third with a neck injury.

#### 2012:

- Finished fourth on the defense with 77 tackles despite playing in and starting just six games after suffering a season-ending toe injury in Week 7.
- Added two tackles for loss, eight pressures, one interception, two pass breakups and a forced fumble.
- Led the team with 14 tackles and forced a fumble that was recovered by Barry Church in the opener at the N.Y. Giants (9/5).
- Tied Lee Roy Jordan's (against Philadelphia, 9/26/71) club record with a career-high 21 stops, with a career-high tying 15 solos, at Seattle (9/16).
- Notched the first interception of the season for the defense - seventh of his career - and tied for the team lead with 11 tackles - his third consecutive double-digit tackle game - with two pressures and a pass breakup in the home-opening win over Tampa Bay (9/23).
- Led the team with his fourth double-digit tackle game of the season (17) along with a tackle for a loss against Chicago (10/1).
- At Baltimore (10/14) led the team with eight tackles and had a single-game career-high six pressures.
- Suffered a toe injury early in the third quarter and did not return at Carolina (10/21) but finished with six tackles, one for a loss and a pass breakup.
- Was placed on Reserve/Injured with the toe injury on Oct. 24 and underwent surgery Oct. 30.

#### 2011:

- Became the starter and the quarterback of the defense and paced the squad with a career-high 131 tackles while tying for the lead in tackles for losses (eight), interceptions (four) and fumble recoveries (two).
- Started all 15 games he played, missing one after dislocating his left wrist at Philadelphia (10/30).
- Led or tied for the team lead seven times and racked up double-digit tackle figures on six occasions.
- Made the first start of his career in place of Brooking in the season opener at the N.Y. Jets (9/11) and led the team with a 15 tackles - his first professional double-digit tackle game. Also intercepted his third career pass that he returned 37 yards to set up Dallas at the one-yard line and added two special teams tackles.
- Led the team once again with 13 tackles along with a special teams stop at San Francisco (9/18).
- Had a team-best 13 tackles with a tackle for a loss, his second interception of the season and a fumble recovery on Washington's (9/26) final drive to seal the win for Dallas in the home opener.
- Led the team with a then career-high 19 tackles (15 solo) - tied for third in team history in total tackles and tied for second in solo to date - with a pressure and his third interception of the season at New England (10/16).
- Was held to just one tackle at Philadelphia (10/30) after suffering a wrist injury that put him on the bench for the final three quarters.
- Returned to the field against Buffalo (11/13) after missing the Seattle (11/6) game with a dislocated left wrist and tied for second on the team with five tackles.
- Tied for second on the team with seven tackles with a tackle for a loss, a pressure and a breakup on Thanksgiving Day against Miami (11/24).
- Notched his fourth pick of the year and tied for the team lead with nine tackles against the N.Y. Giants (12/11).
- Tied for second on the team with five tackles to go with a tackle for a loss against Philadelphia (12/24).
- Finished at the N.Y. Giants (1/1/12) second on the team with 11 tackles along with a tackle for a loss.

#### 2010:

- Despite suffering through injuries in the preseason and early in the season, played in 14 games as a rookie and finished 11th on the team with 45 tackles while placing fifth with three tackles for losses and tied for third with two interceptions and one returned for a touchdown.
- Made his NFL debut on special teams in the opener at Washington (9/12) but did not record any stats.
- Returned after the bye (hamstring injury) against Tennessee (10/10) to record his first career tackle, along with a tackle for a loss and his first special teams stop.
- Had five tackles at Minnesota (10/17) before besting that with six tackles, a tackle for a loss and two special teams tackles against the N.Y. Giants (10/25).
- Added three stops along with two special teams tackles at Green Bay (11/7) and three more special teams tackles in Jason Garrett's first win as the interim head coach at the N.Y. Giants (11/14).
- Tallied four tackles, one tackle for a loss, forced his first career fumble - recovered by Jason Hatcher that led to a Dallas touchdown - and one special teams stop in the win against Detroit (11/21).
- Had a career day in the overtime win at Indianapolis (12/5), contributing nine tackles, three pass breakups and picking off the first two passes of his career.
- At the Colts, his first interception came in the third quarter, one he returned 31 yards for his first career touchdown. His second came in overtime to set up Dallas' game-winning field goal. His two interceptions marked the first multiple interception game by a Cowboy since Terence Newman had two against the N.Y. Giants (12/14/08) and the first by a Dallas rookie since Newman had three at Washington (12/14/03).
- Became the 11th Dallas rookie with two interceptions in a game and the 10th with an interception return for a score.
- Had five tackles against Philadelphia (12/12) before suffering a concussion on special teams in the first quarter against Washington (12/19).
- Returned on Christmas night at Arizona (12/25) to the tune of two tackles while helping hold the Cardinals to just two-of-11 (18.2%) on third downs.

#### COLLEGE:

- Totaled 324 tackles, 11.0 sacks, 28.5 tackles for losses, four forced fumbles, six fumble recoveries, three interceptions and 16 breakups in 44 games played with 33 starts at Penn State.
- Earned All-Big Ten Conference second-team honors and was an academic All-Big Ten choice after starting eight-of-10 games at left outside linebacker to post 86 tackles, 2.0 sacks and was second on the squad with 11 tackles for losses in his senior season.
- Also recovered a fumble, notched an interception and deflected seven passes.

- Tore the anterior cruciate ligament in his right knee during a non-contact drill in an April 2008 practice and was sidelined for his senior season, taking a medical redshirt season. Still selected as an honorary captain by his teammates despite missing the entire season and traveled to every away game as one-of-70 allowable players to dress. Served as an undergraduate coach on the sidelines.
- As a junior, extended his streak of starts to all 26 games over the past two seasons, ranking second in the Big Ten with 138 tackles, trailing only teammate Dan Connor (145), and giving Penn State just its third pair of century-busting tacklers since tackle records began being kept in 1969.
- Was selected a first-team All-American by *Pro Football Weekly*, was a two-time Big Ten Defensive Player of the Week honoree in 2007, earned second-team all-conference honors and earned *ESPN The Magazine* Academic All-District honors.
- His 138 tackles were fifth on the school season list, and he recorded double-figures in tackles in 10 of the last 11 games.
- Started every game at outside linebacker as a sophomore to help Penn State defense rank in the top-15 nationally in rushing (87.5 yards-per-game, seventh), scoring defense (14.4 points-per-game, ninth), total defense (284.5 yards-per-game, 15th), pass efficiency defense (105.9 rating, 14th) and sacks (40.0, tied for sixth).
- Recorded 90 tackles, good for third on the squad, with eight tackles for losses, 5.5 sacks, two fumble recoveries, two forced fumbles, one interception and two pass breakups.
- Played in eight games as a freshman at left outside linebacker, recording 11 tackles.

**PERSONAL:**

- Was a first-team Associated Press Class AAAA all-state selection at Upper St. Clair High School in Pittsburg, Pa.
- Was the 2005 *Pittsburgh Post-Gazette* High School Male Athlete of the Year and was honored at the prestigious Dapper Dan Dinner in 2006, and also was named to the *Pittsburgh Tribune-Review* Terrific 25 and played in the 2005 Big 33 Classic against Ohio.
- Upper St. Clair combined to go 31-4 during his three years as a starter, including 11-1 as a senior.
- Ran for 1,240 yards and 21 touchdowns on 187 carries for a superlative 6.6 average and posted 95 tackles and four interceptions at safety during his senior season.
- Also excelled on the basketball court, leading the Panthers to a 75-12 record in three seasons as a starter.
- Averaged 21.2 points, 9.1 rebounds and 3.2 assists-per-game to lead USC to the Western Pennsylvania district AAAA title as a senior.
- One of a select few athletes in the past 25 years to be selected to the Post-Gazette Fabulous 22 football team and the Fabulous Five basketball team.
- Has an older brother, Conor, who was the placekicker for the University of Pittsburgh from 2005-08 and was the 2008 Big East Football Scholar-Athlete-of-the-Year.
- Graduated with a degree in finance at Penn State.

**COMMUNITY:**

- 2010 Dallas Cowboys Rookie Club.
- 2010 Served an early Thanksgiving meal at The Salvation Army.
- 2011 Super Bowl XLV youth football clinics.
- 2011 Super Bowl XLV NFL Experience Kids Zone book reader.
- 2011 Super Bowl XLV One World Super Huddle event for school kids.
- 2011-12 Fuel Up to Play 60.
- 2011-12 Guest Speaker at Ford High School Football Player Program.
- 2012-14 Dallas Cowboys Draft Day/Fan Appreciation Party.
- 2012 Fuel Up to Play60 spokesperson.
- 2012 Reliant Home Run Derby benefitting Big Brothers Big Sisters.
- 2012 Dallas Cowboys/Miller Fan Fest in San Antonio, Texas.
- 2012 Dallas Cowboys Fitness Zone Dedication Event.
- 2012 First Responders Game Presentation.
- 2012 Jason Garrett Play It Smart Football Camp Coach/Speaker at Princeton University.
- 2013 Reliant Home Run Derby benefitting The Salvation Army.
- 2012-14 Dallas Cowboys U High School Camp Head Coach.
- 2013 The Salvation Army YET Kaboom Playground Build.
- 2013 Built Ford Tough High School Player of the Year Banquet/Guest Speaker.
- 2013 Bank of America/North Texas Food Bank Holiday Hunger Relief at The Salvation Army.
- 2014 Bank of America Volunteer of the Year Guest Speaker.
- 2014 Albertson's All Star Gala benefitting The Salvation Army and Muscular Dystrophy Association.
- Annual Team Holiday Hospital Visits.
- Salvation Army Angel Tree Christmas Program.
- Dallas Cowboys Kickoff Luncheon and Cowboys Family Cookbook benefitting Happy Hill Farm.
- Make-A-Wish Foundation of North Texas.

**LEE'S COWBOYS TOTALS**

Year Team	GP-GS	DEFENSE										INTERCEPTIONS					FUMBLES REC						
		ST	AT	TT	Sks-Yds	Tkl/Ls	QB Prs	PBU	FF	No	Yds	Avg	Lg	TD	No	Yds	Avg	Lg	TD				
2010 Dallas	14-0	22	23	-	45	0.0(0)	3(-5)	0	2	1				2	44	22.0	31	1	0	0	0	0	0
2011 Dallas	15-15	91	40	-	131	0.0(0)	8(-18)	5	8	0				4	87	21.8	37	0	2	0	0	0	0
2012 Dallas	6-6	61	16	-	77	0.0(0)	2(-4)	8	2	1				1	0	0.0	0	0	0	0	0	0	0
2013 Dallas	11-11	93	28	-	121	0.0(0)	5(-9)	2	6	0				4	174	43.5	74	1	1	10	10	0	0
<b>Totals</b>	<b>46-32</b>	<b>267</b>	<b>107</b>	<b>-</b>	<b>374</b>	<b>0.0(0)</b>	<b>18(-35)</b>	<b>15</b>	<b>18</b>	<b>2</b>				<b>11</b>	<b>305</b>	<b>27.7</b>	<b>70</b>	<b>2</b>	<b>3</b>	<b>10</b>	<b>3.3</b>	<b>10</b>	<b>0</b>

Year Team	SPECIAL TEAMS								SINGLE-GAME HIGHS									
	Solo	Ast	Tot	FF	FR	BP	BFG	BXP	Tackles					Solo Tackles				
2010 Dallas	11	3	-	14	0	0	0	0	– 21 at Seattle, 9/16/12 and at San Diego, 9/29/13					– 16 at San Diego, 9/29/13				
2011 Dallas	2	1	-	3	0	0	0	0	– 2 at Indianapolis, 12/5/10									
<b>Totals</b>	<b>13</b>	<b>4</b>	<b>-</b>	<b>17</b>	<b>0</b>	<b>0</b>	<b>0</b>	<b>0</b>										



LEE'S CAREER GAME-BY-GAME  
DEFENSE

Game	2010 (Dallas)			Sks- Yds	Tkl/ Ls	QB Prs	PBU
	ST	AT	TT				
L-@ Was 9/12							
L-Chi 9/19				INACTIVE/INJURED-Hamstring			
W-@ Hou 9/26				INACTIVE/INJURED-Hamstring			
L-Ten 10/10	1	1	2		1(-3)		
L-@ Min 10/17	1	4	5				
L-NYG 10/25	3	3	6		1(-1)		
L-Jac 10/31	0	1	1				
L-@ GB 11/7	1	2	3				
W-@ NYG 11/14					1(-1)		
W-Det 11/21	4	0	4				
L-NO 11/25	2	0	2				
W-@ Ind 12/5	4	5	9			1	
L-Phi 12/12	3	2	5				
W-Was 12/19							
L-@ Ari 12/25	1	1	2				
W-@ Phi 12/21	2	4	6			1	
<b>Totals</b>	<b>22</b>	<b>23</b>	<b>45</b>		<b>3(-5)</b>	<b>2</b>	

Game	2011 (Dallas)			Sks- Yds	Tkl/ Ls	QB Prs	PBU
	ST	AT	TT				
L-@ NYJ 9/11	12	3	15				1
W-@ SF 9/18	9	4	13				
W-Was 9/26	10	3	13		1(-2)		1
L-Det 10/2	3	3	6			2	2
L-@ NE 10/16	15	4	19		2(-4)		1
W-Sil 10/23	2	4	6		1(-4)		
L-@ Phi 10/30	1	0	1				
W-Sea 11/6				INACTIVE/INJURED-Wrist			
W-Buf 11/13	3	2	5				
W-@ Was 11/20	6	4	10				
W-Mia 11/24	5	2	7		1(-3)		2
L-@ Ari 12/4	5	2	7				2
L-NYG 12/11	5	4	9				1
W-@ TB 12/17	3	1	4		1(-1)		
L-Phi 12/24	4	1	5		1(-3)		1
L-@ NYG 1/1/12	8	3	11		1(-1)		
<b>Totals</b>	<b>91</b>	<b>40</b>	<b>131</b>		<b>8(-18)</b>	<b>5</b>	<b>8</b>

Game	2012 (Dallas)			Sks- Yds	Tkl/ Ls	QB Prs	PBU
	ST	AT	TT				
W-@ NYG 9/5	14	0	14				
L-@ Sea 9/16	15	6	21				
W-TB 9/23	9	2	11				2
L-Chi 10/1	14	3	17		1(-3)		1
L-@ Bal 10/14	5	3	8				6
W-@ Car 10/21	4	2	6				1
L-NYG 10/28				RESERVE/INJURED-Toe			
L-@ Atl 11/4				RESERVE/INJURED-Toe			
W-@ Phi 11/11				RESERVE/INJURED-Toe			
W-Cle 11/18				RESERVE/INJURED-Toe			
L-Was 11/22				RESERVE/INJURED-Toe			
W-Phi 12/2				RESERVE/INJURED-Toe			
W-@ Cin 12/9				RESERVE/INJURED-Toe			
W-Pit 12/16				RESERVE/INJURED-Toe			
L-NO 12/23				RESERVE/INJURED-Toe			
W-@ Was 12/30				RESERVE/INJURED-Toe			
<b>Totals</b>	<b>61</b>	<b>16</b>	<b>77</b>		<b>2(-4)</b>	<b>8</b>	<b>2</b>

Game	2013 (Dallas)			Sks- Yds	Tkl/ Ls	QB Prs	PBU
	ST	AT	TT				
W-NYG 9/8	5	2	7				1
L-@ KC 9/15	8	1	9				1
W-Sil 9/22	7	3	10				
L-@ SD 9/29	16	5	21		1(-2)		1
L-Den 10/6	15	3	18		1(-1)		
W-Was 10/13	10	2	12		1(-2)		1
W-@ Phi 10/20	9	2	11		1(-3)		1
L-@ Det 10/27	8	3	11				1
W-Min 11/3	9	4	13		1(-1)		
L-@ NO 11/10	2	1	3				
W-@ NYG 11/24				INACTIVE/INJURED-Hamstring			
W-Oak 11/28				INACTIVE/INJURED-Hamstring			
L-@ Chi 12/9	6	2	8				
L-GB 12/15				INACTIVE/INJURED-Neck			
W-@ Was 12/22				INACTIVE/INJURED-Neck			
L-Phi 12/29				INACTIVE/INJURED-Neck			
<b>Totals</b>	<b>95</b>	<b>28</b>	<b>123</b>		<b>5(-9)</b>	<b>3</b>	<b>6</b>

# ORIE LEMON

58 • Linebacker


6-1 • 235 • 9/9/87

Oklahoma State • PS(Ari)-for '13

NFL: 4th Year • Cowboys: 4th Year

Games/Starts: 2013-3/0; Career-8/0

Postseason: 2013-0/0; Career-0/0



**PRO:** Ori Lemon looks to compete for a roster spot at linebacker in 2014 after spending time between the Dallas Cowboys practice squad and active roster after entering the league as an undrafted free agent in 2011. Lemon spent his rookie season and the start of the 2012 season on Dallas' practice squad before signing to the active roster on Sept. 22, 2012. He appeared in five games for Dallas in 2012, posting four tackles on defense and four on special teams with a fumble recovery. Lemon signed with Kansas City as a free agent on April 18, 2013, was released at the end of training camp and signed to Arizona's practice squad on Oct. 8 where he remained until signing with Dallas on Nov. 21 where he remained for the rest of the season.

**TRANSACTION SUMMARY:**

11/21/13: Signed with Dallas off Arizona's practice squad.

10/8/13: Signed to Arizona's practice squad.

4/18/13: Signed with Kansas City and released (8/31).

9/22/12: Signed to Dallas' active roster.

1/2/12: Re-signed by Dallas, released (8/31) and signed to Dallas' practice squad (9/1).

9/5/11: Released and signed to Dallas' practice squad (9/3).

7/28/11: Signed with Dallas as an undrafted rookie free agent.

STAFF  
SEAN LEE  
2013 SEASON  
RECORDS  
PLAYOFF RECORDS  
HISTORY  
SIDELINES

**2013 (Kansas City/Arizona/Dallas):**

- Signed with Kansas City as a free agent but was released at the end of training camp.
- Signed to Arizona's practice squad on Oct. 8 where he spent the next six weeks before signing with Dallas on Nov. 21.
- Played in three games with the Cowboys, but did not record any statistics.

**2012:**

- Re-signed with Dallas but was released at the final cut date.
- Signed to Dallas' practice squad on Sept. 1 before being called up to the active roster on Sept. 22.
- Played in five games and posted four tackles on defense and four tackles on special teams along with a fumble recovery.

**2011:**

- Signed as an undrafted free agent on July 28.
- Released by Dallas on Sept. 3 but signed with two their practice squad two days later where he spent the entire season

**COLLEGE:**

- After redshirting his senior year due to injury and returning for his fifth season in 2010, recorded 133 tackles, ranking 12th in the nation, and was selected first-team All-Big 12 by coaches and the Associated Press.
- Started at middle linebacker all 13 games as a junior, finishing with 90 tackles, two forced fumbles and two fumble recoveries.
- Played in seven games as a true freshman and five games as a sophomore.

**PERSONAL:**

- As a quarterback at Yates High School in Houston, Texas, passed for 1,214 yards and 14 touchdowns and rushed for 600 yards and 12 touchdowns as a senior.
- Majored in education at Oklahoma State.

**COMMUNITY:**

- 2011 Rookie Club presented by UnitedHealthcare.
- 2012 Dallas Cowboys Draft Day/Fan Appreciation Party.
- 2012, 2014 Dallas Cowboys U High School Camp.
- Annual Team Holiday Hospital Visits.
- Salvation Army Angel Tree Christmas Program.
- Dallas Cowboys Kickoff Luncheon and Cowboys Family Cookbook benefiting Happy Hill Farm.
- Make-A-Wish Foundation of North Texas.
- 2014 Draft Day/Fan Appreciation Party.

**LEMON'S NFL TOTALS**

Year Team	GP-GS	DEFENSE							INTERCEPTIONS				FUMBLES REC						
		ST	AT	TT	Sks-Yds	Tkl/Ls	QB Prs	PBU	FF	No	Yds	Avg	Lg	TD	No	Yds	Avg	Lg	TD
2011 Dallas	0-0																		
					PRACTICE SQUAD				PRACTICE SQUAD				PRACTICE SQUAD						
2012 Dallas	5-0	2	2	-	4	0.0(0)	0(0)	0	0	0	0	0	0	0	0	0	0	0	0
					PRACTICE SQUAD				PRACTICE SQUAD				PRACTICE SQUAD						
2013 Arizona																			
Dallas	3-0	0	0	-	0	0.0(0)	0(0)	0	0	0	0	0	0	0	0	0	0	0	0
Totals	8-0	2	2	-	4	0.0(0)	0(0)	0	0	0	0	0	0	0	0	0	0	0	0

**ADDITIONAL STATISTICS**

Spec. Tms Tackles - 2012 (2-2-4, 1 FR).

**TERRELL McCLAIN** (tuh-RELL)**97 • Defensive Tackle**


6-2 • 300 • 7/20/88

South Florida • FA for '14

NFL: 4th Year • Cowboys: 1st Year

Games/Starts: 2013-16/0; Career-32/12

Postseason: 2013-0/0; Career-0/0



**PRO:** The Dallas Cowboys signed Terrell McClain during the first week of the 2014 NFL free agency period on March 12. In Dallas, McClain is expected to add to the influx of depth and talent on the defensive line that the team has collected for 2014. Since entering the league in 2011 as a third round draft choice (65th overall) by the Carolina Panthers, he has tallied 42 tackles and one sack in 32 career games played with 12 starts while playing for the Panthers (2011), New England Patriots (2012) and Houston Texans (2012-13).

**TRANSACTION SUMMARY:****3/12/14:** Signed with Dallas as an unrestricted free agent through 2016.**10/29/12:** Signed with Houston.**9/26/12:** Signed with New England and released (10/3).**9/2/12:** Released by Carolina.**12/6/11:** Placed on Reserve/Injured with a knee injury.**4/29/11:** Drafted in the third round (65th overall) by Carolina.



**2013 (Houston):**

- Recorded a career-best 21 tackles and a fumble recovery while playing in all 16 games for the Texans.
- Recovered his second career fumble against Seattle (9/29).
- Tallied three tackles at Kansas City (10/20) and against Oakland (11/17).
- Logged a season-high four stops against Denver (12/22).

**2012 (Carolina/New England/Houston):**

- Began the year with Carolina but was released on Sept. 2.
- Signed with New England on Sept. 26 and made his season debut at Buffalo (9/30) before being released on Oct. 3.
- Signed with Houston on Oct. 29 and appeared in three games posting one tackle.
- Inactive against Buffalo (11/4) and dressed but did not play at Chicago (11/11).
- Made his Texans debut against Jacksonville (11/18) and also saw action at Detroit (11/22) and at Tennessee (12/2) where he made one tackle.
- Was inactive for the final four games of the regular season and both postseason games.

**2011 (Carolina):**

- Started 12 games at defensive tackle recording 20 tackles, one sack and a fumble recovery before suffering a season-ending knee injury.
- Recovered a John Beck fumble against Washington (10/23).
- Brought down Christian Ponder against Minnesota (10/30) for his first career sack.
- Had three solo tackles against Tennessee (11/13).
- Had two solo tackles before leaving the game with a left knee injury at Tampa Bay (12/4).
- Placed on injured reserve on Dec. 6.

**COLLEGE:**

- Played in 50 games with 33 starts at South Florida, gathering 89 tackles, 17 tackles for loss, 7.5 sacks, 10 quarterback pressures, two forced fumbles, one fumble recovery and one pass defended.
- Named first-team All-Big East and was selected to play in East-West Shrine Game following a senior season in which he posted 24 tackles, 4.5 tackles for loss, three sacks and team-high five quarterback pressures while starting 13 games and helping the Bulls rank 17th nationally in total defense, allowing 317.9 yards-per-game.
- Played in 13 games with 11 starts as a junior, registering 25 tackles, five tackles for loss, 1.5 sacks, three quarterback pressures and one forced fumble as the defense ranked second in the conference and 19th in the nation in scoring defense.
- Played in 12 games with nine starts as a sophomore, notching 32 tackles, 3.5 tackles for loss, three sacks, one quarterback pressure and one forced fumble.
- As a freshman, played in 12 games and totaled eight tackles, four tackles for loss, one quarterback pressure, one fumble recovery and one pass defended.

**PERSONAL:**

- Attended Pensacola, Florida, High School where he recorded 65 tackles and eight sacks as a senior and was named Class 3A first team all-state in 2006.
- Majored in social sciences at South Florida.

**COMMUNITY:**

- Participated in various community outreach programs while with Carolina, New England and Houston.
- 2014 Dallas Cowboys U High School Camp.

**MCCCLAIN'S NFL TOTALS**

Year	GP-GS	DEFENSE							INTERCEPTIONS				FUMBLES REC							
		ST	AT	TT	Sks-Yds	Tkl/Ls	QB Prs	PBU	FF	No	Yds	Avg	Lg	TD	No	Yds	Avg	Lg	TD	
2011 Carolina	12-12	14	6	-	20	0.0(0)	0(0)	4	0	0	0	0	0	0	0	0	0	0	0	0
2012 New England	1-0	0	0	-	0	0.0(0)	0(0)	0	0	0	0	0	0	0	0	0	0	0	0	0
Houston	3-0	0	1	-	1	0.0(0)	0(0)	5	0	0	0	0	0	0	0	0	0	0	0	0
2013 Houston	16-0	9	12	-	21	0.0(0)	0(0)	0	0	0	0	0	0	0	0	0	0	0	0	0
<b>Totals</b>	<b>32-12</b>	<b>23</b>	<b>19</b>	-	<b>42</b>	<b>0.0(0)</b>	<b>0(0)</b>	<b>9</b>	<b>0</b>	<b>0</b>	<b>0</b>	<b>0</b>	<b>0</b>	<b>0</b>	<b>0</b>	<b>0</b>	<b>0</b>	<b>0</b>	<b>0</b>	<b>0</b>

**HENRY MELTON**

**69 • Defensive Tackle**


6-3 • 290 • 10/11/86

Texas • UFA (Chi) for '14

NFL: 6th Year • Cowboys: 1st Year

Games/Starts: 2013-3/3; Career-48/32

Postseason: 2013-0/0; Career-0/0



**PRO:** Henry Melton headlined the Dallas Cowboys 2014 free agent class when he signed with the team on March 19. The Pro Bowl defensive tackle returns to his hometown of Texas while also reuniting with Cowboys Defensive Coordinator Rod Marinelli, who coached him along the defensive line while both were with the Bears (2009-12). In four pro seasons, Melton has collected 71 tack-



les, 15.5 sacks, 10 tackles for loss and 69 quarterback pressures while playing in 48 games with 32 starts. His play during the 2012 season earned him his first Pro Bowl selection after finishing the year with 6.0 sacks - third in the NFL among defensive tackles - along with 33 tackles, five for losses, and two forced fumbles. Before his collegiate career at the University of Texas, Melton prepped at Grapevine, Texas, High School where he was an all-district selection as a running back.

**TRANSACTION SUMMARY:**

- 3/19/14:** Signed with Dallas as an unrestricted free agent through 2014.  
**9/27/13** Placed on Reserve/Injured with an ACL injury.  
**3/12/13** Signed franchise tender with Chicago.  
**9/5/09:** Placed on Reserve/Injured with an ankle injury.  
**4/26/09:** Drafted in the fourth round (105th overall) by Chicago.

**2013 (Chicago):**

- Started the first three contests of 2013 and posted five tackles, two pressures and a fumble recovery before tearing his ACL in the fourth quarter of the Week 3 game at Pittsburgh (9/22).
- Had two tackles against Minnesota (9/15) and at Pittsburgh (9/22).
- Placed on Reserve/Injured on Sept. 27.

**2012 (Chicago):**

- Named to the Pro Bowl, starting all 14 games played, recording six sacks - which ranked third among NFL defensive tackles - 33 tackles, two forced fumbles and five tackles for loss.
- Tied his career-high with two sacks against Indianapolis (9/9).
- Notched a career-best five tackles against Carolina (10/28) and against Seattle (12/2).
- Inactive against Green Bay (12/16) and at Arizona (12/23) with a chest injury.

**2011 (Chicago):**

- Started all 15 games played, leading all NFC defensive tackles with seven sacks, which tied for third among the position in the NFL, while his 42 sack yards tied for second among NFL defensive tackles.
- Also posted 16 tackles and four tackles for loss.
- Logged a career-best two sacks and a season-high three tackles against Atlanta (9/11).
- Inactive against Seattle (12/18) due to shin injury.

**2010 (Chicago):**

- Played in all 16 games as a reserve defensive lineman, seeing action at both defensive end and defensive tackle, picking up 17 tackles, 2.5 sacks, one pass breakup, one forced fumble and a fumble recovery.
- Also credited with six special teams tackles.
- Collected his first career sack along with a then career-high four tackles against Minnesota (11/14).
- Added another sack at Miami (11/18) and a half sack at Green Bay (1/2/11).

**2009 (Chicago):**

- Suffered an ankle injury during the preseason and was placed on the Reserve/Injured list on Sept. 5.

**COLLEGE:**

- Versatile former running back who switched to defensive end during his career at Texas (2005-08) and played in 49 games (24 at defensive end and 25 at running back) with 11 starts (10 at defensive end and one at running back).
- Registered 40 tackles, four sacks, 11 tackles for loss, 20 quarterback pressures, three pass breakups, two forced fumbles, two fumble recoveries and a blocked field goal.
- Rushed for 625 yards and 16 touchdowns on 132 carries (4.7 avg.) during his first two seasons with the Longhorns as a running back.
- As a senior, tabbed honorable mention All-Big 12, posting 29 tackles, 4.0 sacks, 10 tackles for loss, 17 pressures, two pass breakups, one forced fumble, one fumble recovery and a blocked field goal.
- As a junior, saw action in 10 games at defensive end after playing on offense his first two seasons, and was credited with 11 tackles, a tackle for loss, three quarterback pressures, one pass breakup, one forced fumble, a fumble recovery and three special teams stops.
- During his sophomore season saw action in all 13 games, 12 at running back and one on defense, while rushing for 193 yards on 45 carries (4.3 avg.) to go along with six touchdowns.
- Played in all 13 games at running back as a freshman and ran for 432 yards on 87 carries with 10 scores.
- His 10 rushing scores ranked third on UT's all-time freshman list.

**PERSONAL:**

- Four-year letterman at Grapevine, Texas, High School and was a second-team All-USA selection by *USA Today* in 2004.
- An all-district pick as a running back, posting over 800 yards in each of his final three seasons at Grapevine.
- Competed in track and field as a freshman, sophomore and junior and played baseball as a freshman.
- Graduated with a degree in education from Texas.
- His uncle, Ray Crockett, played 14 years in the NFL with Detroit (1989-93), Denver (1994-2000) and Kansas City (2001-02).

**COMMUNITY:**

- Participated in various community outreach programs while with Chicago.
- 2014 Dallas Cowboys U High School Camp.

**MELTON'S NFL TOTALS**

Year Team	GP-GS	DEFENSE							INTERCEPTIONS				FUMBLES REC								
		ST	AT	TT	Sks-Yds	Tkl/Ls	QB Prs	PBU	FF	No Yds	Avg	Lg	TD	No Yds	Avg	Lg	TD				
2009 Chicago	0-0																				
2010 Chicago	16-0																				
2011 Chicago	15-15	9	8	- 17	2.5(-7)	0(0)	9	1	1	0	0	0	0	0	0	0	0	0			
2012 Chicago	14-14	10	6	- 16	7.0(-42)	5(-13)	34	0	0	0	0	0	0	0	0	0	0	0			
2013 Chicago	3-3	27	6	- 33	6.0(-49)	5(-12)	24	0	2	0	0	0	0	0	0	0	0	0			
<b>Totals</b>	<b>48-32</b>	<b>51</b>	<b>20</b>	<b>- 71</b>	<b>15.5(-98)</b>	<b>10(-25)</b>	<b>69</b>	<b>1</b>	<b>2</b>	<b>0</b>	<b>0</b>	<b>0.0</b>	<b>0</b>	<b>0</b>	<b>0</b>	<b>0</b>	<b>2</b>	<b>-1</b>	<b>-0.5</b>	<b>-1</b>	<b>0</b>
<b>Playoffs</b>																					
2010 Chicago	2-0	2	0	- 2	0.0(0)	0(0)	0	0	0	0	0	0.0	0	0	0	0	0	0	0		



## SINGLE-GAME HIGHS

Tackles – 5 two times, last vs. Seattle, 12/2/12  
Sacks – 2.0 vs. Atlanta, 9/11/11 and vs. Indianapolis, 9/9/12

## ADDITIONAL STATISTICS

Spec. Tms Tackles – 2009 (6)

MELTON'S CAREER GAME-BY-GAME  
DEFENSE

Game	2010 (Chicago)			Sks- Yds	Tkl/ Ls	QB Prs	PBU
	ST	AT	TT				
W-Det 9/12	0	0	0				
W-@ Dal 9/19	0	0	0				
W-GB 9/27	0	1	1				
L-@ NYG 10/3	0	0	0				
W-@ Car 10/10	1	0	1				
L-Sea 10/17	1	2	3				
L-Was 10/24	1	1	2				
W-@ Buf 11/7	0	2	2				
W-Min 11/14	1	3	4	1.0(0)			
W-@ Mia 11/18	2	0	2	1.0(-5)			
W-Phi 11/28	1	0	1				
W-@ Det 12/5	0	0	0				
L-NE 12/12	1	0	1				
W-@ Min 12/20	0	0	0				1
W-NYJ 12/26	0	0	0				
L-@ GB 1/2/11	0	0	0	0.5(-2)			
<b>Totals</b>	<b>9</b>	<b>8</b>	<b>17</b>	<b>2.5(-7)</b>			<b>1</b>

## Playoffs

W-Sea	0	0	0				
L-GB	0	2	2				
<b>Totals</b>	<b>0</b>	<b>2</b>	<b>2</b>				

Game	2011 (Chicago)			Sks- Yds	Tkl/ Ls	QB Prs	PBU
	ST	AT	TT				
W-Ari 9/11	3	0	3	2.0(-18)			
L-@ NO 9/18	0	0	0				
L-GB 9/25	1	1	2	1.0(-3)	2(-2)		
W-Car 10/2	0	1	1				
L-@ Det 10/10	0	0	0				
W-Min 10/16	0	0	0				
W-@ TB 10/23	1	0	1				
W-@ Phi 11/7	1	1	2		1(-3)		
W-Det 11/13	1	0	1	1.0(-5)			
W-SD 11/20	0	1	1		1(-5)		
L-@ Oak 11/27	0	0	0	1.0(-4)			
L-KC 12/4	1	0	1	1.0(-10)			
L-@ Den 12/11	0	0	0	1.0(-2)	1(-1)		
L-Sea 12/18				INACTIVE/INJURED-Shin			
L-@ GB 12/25	1	2	3				
W-@ Min 1/1/12	1	0	1				
<b>Totals</b>	<b>10</b>	<b>6</b>	<b>16</b>	<b>7.0(-42)</b>	<b>5(11)</b>		

Game	2012 (Chicago)			Sks- Yds	Tkl/ Ls	QB Prs	PBU
	ST	AT	TT				
W-Ind 9/9	1	0	1	2.0(-16)	2(-7)		
L-@ GB 9/13	3	1	4	1.0(-9)			
W-StL 9/23	2	0	2				
W-@ Dal 10/1	1	0	1	1.0(-7)			
W-@ Jac 10/7	0	0	0	0.5(-3)			
W-Det 10/22	2	2	4				
W-Car 10/28	4	1	5	0.5(-5)			
W-@ Ten 11/4	2	0	2				
L-Hou 11/11	4	0	4		2(-4)		
L-@ SF 11/19	0	1	1				
W-Min 11/25	1	0	1				
L-Sea 12/2	4	1	5		1(-1)		
L-@ Min 12/9	2	0	2	1.0(-9)			
L-GB 12/16							
W-@ Ari 12/23							
W-@ Det 12/30	1	0	1				
<b>Totals</b>	<b>27</b>	<b>6</b>	<b>33</b>	<b>6.0(-49)</b>	<b>5(-12)</b>		

Game	2013 (Chicago)			Sks- Yds	Tkl/ Ls	QB Prs	PBU
	ST	AT	TT				
W-Cin 9/8	1	0	1				
W-Min 9/15	2	0	2				
L-@ Pit 9/22	2	0	2				
L-@ Det 9/29				RESERVE/INJURED-Knee			
L-NO 10/6				RESERVE/INJURED-Knee			
W-NYG 10/10				RESERVE/INJURED-Knee			
L-@ Was 10/20				RESERVE/INJURED-Knee			
W-@ GB 11/4				RESERVE/INJURED-Knee			
L-Det 11/10				RESERVE/INJURED-Knee			
W-Bal 11/17				RESERVE/INJURED-Knee			
L-@ StL 11/24				RESERVE/INJURED-Knee			
L-@ Min 12/1				RESERVE/INJURED-Knee			
W-Dal 12/9				RESERVE/INJURED-Knee			
W-@ Cle 12/15				RESERVE/INJURED-Knee			
L-@ Phi 12/22				RESERVE/INJURED-Knee			
L-GB 12/29				RESERVE/INJURED-Knee			
<b>Totals</b>	<b>5</b>	<b>0</b>	<b>5</b>				

## JEREMY MINCEY

## 92 • Defensive End


6-4 • 280 • 12/14/83

Florida • UFA (Den) for '14

NFL: 7th Year • Cowboys: 1st Year

Games/Starts: 2013-10/0; Career-66/40

Postseason: 2013-3/0; Career-5/0



2013

**PRO:** The Dallas Cowboys added Jeremy Mincey, an unrestricted free agent, who played for the Denver Broncos in Super Bowl XLVIII, on March 12 to give the squad a hardened veteran presence on the defensive line. Mincey, originally a sixth-round draft pick (191st overall) by New England in 2006, comes to Dallas with seven years of experience and adds immediate experience to a new defensive front. For his career he has nabbed 20.0 sacks and 161 tackles, 11 pass breakups and one interception.

**TRANSACTION SUMMARY:**

- 3/12/14:** Signed with Dallas as an unrestricted free agent through 2015.  
**12/13/13:** Released by Jacksonville and signed with Denver (12/17).  
**1/20/10:** Re-signed with Jacksonville.  
**8/26/09:** Released by Jacksonville.  
**8/31/08:** Placed on Reserve/PUP (Jacksonville) and activated (11/26).  
**9/4/07:** Signed to Jacksonville's practice squad and activated (11/10).  
**12/14/06:** Signed by Jacksonville and released (8/27/07).  
**9/2/06:** Released by New England and signed to San Francisco's practice squad (9/4).  
**4/30/06:** Drafted in the sixth round (191st overall) by New England.

**2013 (Jacksonville/Denver)**

- Played the first eight games of the season for the Jaguars and added 16 tackles, two sacks, one breakup, four hurries and four tackles for losses before his release on Dec. 13.
- Signed with Denver Dec. 17 and had one stop in his Denver debut at Houston (12/22).
- Had a sack in the Divisional Playoff Game against San Diego (1/12/14).

**2012 (Jacksonville):**

- Started all 16 games for the second straight season and totaled 41 tackles, three sacks, two forced fumbles, four tackles for losses, a fumble recovery and a pass breakup.
- His 20 pressures led the team.
- In the season-opener at Minnesota (9/9), posted 10 tackles with one stop for a loss.
- Against Cincinnati (9/30), posted four tackles, one for a loss, one breakup and a career-high tying two forced fumbles.
- Had games with back-to-back sacks at Oakland (10/21) and at Green Bay (10/28).
- Posted nine stops with a pressure at Buffalo (12/2).

**2011 (Jacksonville):**

- Started all 16 games for the first time in his career and had career-highs in tackles (57), sacks (8.0), forced fumbles (four), tackles for losses (seven) and quarterback pressures (45) while intercepting his first career pass.
- Led the team in sacks, pressures and forced fumbles to earn a spot on the *USA Today* All-Joe Team.
- Had a team-best four pressures in the opener against Tennessee (9/11).
- At Carolina (9/25) played every snap and posted eight tackles and five pressures.
- Tied his then career-best with 10 tackles to go with one sack, one tackle for a loss and four pressures against Cincinnati (10/9).
- Had 10 more stops with a pressure and a breakup at Pittsburgh (10/16) before adding nine tackles, a career-best 2.5 sacks, a forced fumble and a pressure at Indianapolis (11/13).
- Established a career-high with 15 stops to go with one sack, a tackle for a loss, and a pressure at Atlanta (12/15).
- Established a career-high with six pressures along with three tackles and his first career interception at Tennessee (12/24).
- Closed the season at Indianapolis (1/1/12) tying a career best with 2.5 sacks with eight tackles and two forced fumbles.

**2010 (Jacksonville):**

- Re-signed with Jacksonville at the beginning of the offseason and played in 15 games, making the first eight starts of his career.
- Led the team with five sacks and posted 69 tackles, 25 pressures, four breakups and three stops for losses.
- Returned to action against Denver (9/12) after missing the 2009 season and had one tackle, a pressure and a pass breakup.
- Had his first career start at defensive end and had five tackles and two pressures against Houston (11/14).
- Added nine tackles, two sacks and three hurries in a start against Cleveland (11/21).
- In the season finale at Houston (1/2/11), posted a single-game career-best 10 tackles with two stops for losses and two pressures.

**2009 (Jacksonville):**

- Returned to Jacksonville's training camp but was released at the end and was out of football for the season.

**2008 (Jacksonville):**

- Began the season on the Physically Unable to Perform list after suffering a wrist injury in the offseason.
- Was activated on Nov. 26 and played in three games, finishing with six tackles and one sack.
- Made his season debut at Chicago (12/7) and had two tackles.
- Added three tackles and a sack at Baltimore (12/28).

**2007 (Jacksonville):**

- Played in six games with two appearances in the post season for the Jaguars and finished the season with 12 tackles, one sack and six pressures and a pass breakup. Added one special teams stop.
- Had three tackles and a sack in the postseason.
- Made his NFL debut at Tennessee (11/11) and had a half sack.
- Notched his first career tackles, finishing with four, along with a pressure and a half sack at Houston (12/30).
- Posted three tackles and a sack in Jacksonville's wild card game at Pittsburgh (1/5/08)
- In an AFC Divisional Playoff Game at New England (1/12/08), played but did not have any stats.

**2006 (New England/San Francisco/Jacksonville):**

- Drafted by New England in the sixth round (191st overall) of the NFL Draft but was cut at the end of training camp.
- Immediately signed to the 49ers practice squad before signing with Jacksonville on Dec. 12.
- Did not play in any of the final three games after signing with the Jaguars.

**COLLEGE:**

- Spent his final two seasons at Florida after transferring from Butler, Kan., Community College and started all 24 games.
- Earned second-team All-Sec honors as a senior team captain, finishing second on the team with 10.5 tackles for losses and fourth with 62 tackles.



- Led all defensive lineman with 51 tackles with two sacks, nine stops for losses, seven pressures and a forced fumble as a junior after transferring from Butler.
- In two seasons at Butler, played in 26 games and earned first-team All-Conference with 59 tackles, 11.5 for losses, four sacks, one interception, two breakups, three forced fumbles, four fumble recoveries and a safety - all as a sophomore.

**PERSONAL:**

- Played basketball and football at Statesboro, Ga., High School.
- Earned his degree in recreation and program delivery from Florida during the 2006 NFL offseason.

**COMMUNITY:**

- Active in various community outreach programs while with Jacksonville.
- 2014 Dallas Cowboys U High School Camp.
- 2014 Draft Day/Fan Appreciation Party.
- 2014 Camp Cowboys Guest Speaker.

**MINCEY'S NFL TOTALS**

Year Team	GP-GS	DEFENSE						INTERCEPTIONS				FUMBLES REC								
		ST	AT	TT	Sks-Yds	Tkl/Ls	QB Prs	PBU	FF	No	Yds	Avg	Lg	TD	No	Yds	Avg	Lg	TD	
2006 San Francisco.....0-0		PRACTICE SQUAD						PRACTICE SQUAD				PRACTICE SQUAD								
Jacksonville.....0-0		0	0	-	0	0(0)	0	0	0	0	0	0	0	0	0	0	0	0	0	0
2007 Jacksonville.....6-0		7	5	-	12	1.0(-8)	1(-1)	6	1	0	0	0	0	0	0	0	0	0	0	
2008 Jacksonville.....3-0		3	3	-	6	1.0(-8)	0(0)	0	1	0	0	0	0	0	0	0	0	0	0	
2009 Jacksonville.....0-0		OUT OF FOOTBALL						OUT OF FOOTBALL				OUT OF FOOTBALL								
2010 Jacksonville.....15-8		41	28	-	69	5.0(-35)	3(-3)	25	4	0	0	0	0	0	0	0	0	0	0	
2011 Jacksonville.....16-16		61	40	-	101	8.0(-54)	4(-13)	45	2	4	1	5	5	0	1	0	0	0	0	
2012 Jacksonville.....16-16		43	31	-	74	3.0(-19)	5(-6)	20	4	2	0	0	0	0	1	0	0	0	0	
2013 Jacksonville.....8-0		7	2	-	9	2.0(-13)	2(-3)	3	1	0	0	0	0	0	0	0	0	0	0	
Denver.....2-0		1	0	-	1	0.0(0)	0(0)	0	0	0	0	0	0	0	0	0	0	0	0	
<b>Totals.....66-40</b>		<b>163</b>	<b>109</b>	<b>-</b>	<b>272</b>	<b>20.0(-137)</b>	<b>15(-26)</b>	<b>99</b>	<b>13</b>	<b>6</b>	<b>1</b>	<b>5</b>	<b>5.0</b>	<b>5</b>	<b>2</b>	<b>0</b>	<b>0.0</b>	<b>0</b>	<b>0</b>	
<b>Playoffs</b>																				
2007 Jacksonville.....2-0		3	0	-	3	1.0(-4)	0(0)	1	0	0	0	0	0	0	0	0	0	0	0	
2013 Denver.....3-0		2	4	-	6	1.0(-8)	0(0)	0	0	0	0	0	0	0	0	0	0	0	0	
<b>Totals.....5-0</b>		<b>5</b>	<b>4</b>	<b>-</b>	<b>9</b>	<b>2.0(-12)</b>	<b>0(0)</b>	<b>1</b>	<b>0</b>	<b>0</b>	<b>0</b>	<b>0</b>	<b>0.0</b>	<b>0</b>	<b>0</b>	<b>0</b>	<b>0.0</b>	<b>0</b>	<b>0</b>	

**SINGLE-GAME HIGHS**

- Total Tackles** – 15 at Atlanta, 12/15/11
- Solo Tackles** – 12 at Atlanta, 12/15/11
- Sacks** – 2.5 at Indianapolis, 11/13/11 and vs. Indianapolis, 1/1/12
- Quarterback Hurries** – 6 at Tennessee, 12/24/11

# STERLING MOORE

## 26 • Cornerback


5-10 • 202 • 2/3/90

Southern Methodist • FA for '13

NFL: 4th Year • Cowboys: 3rd Year

Games/Starts: 2013-5/0; Career-24/3

Postseason: 2013-0/0; Career-3/0



**PRO:** The Dallas Cowboys signed former SMU standout Sterling Moore on Dec. 1, 2012 away from the New England Patriots practice squad to provide immediate help within the secondary. The young and talented corner entered the league as a 2011 undrafted free agent with the Oakland Raiders before cutting his teeth during the season with the New England Patriots where he gained invaluable experience in both the regular and postseasons. Moore played in eight games with the Patriots in 2012 before his release on Oct. 31, but immediately re-signed to the team's practice squad on Nov. 2. Upon arriving in Dallas, Moore played in the final five games as a reserve and posted six tackles. Although he was released following the end of 2013 preseason, he returned to Dallas later in the year on Nov. 25 when the team needed more depth in the secondary and played in the final five games.

**TRANSACTION SUMMARY:**

- 8/31/13:** Released by Dallas and re-signed (11/25).
- 12/1/12:** Signed with Dallas off New England's practice squad.
- 10/31/12:** Released by New England and signed to its practice squad (11/2).

- 12/14/11: Re-signed to New England's practice squad and signed to the active roster (12/23).
- 10/19/11: Re-signed to New England's practice squad, activated (11/9) and released (12/10).
- 10/5/11: Signed to New England's practice squad, activated (10/15) and released (10/17).
- 9/4/11: Signed to Oakland's practice squad (9/4) and released (9/26).
- 7/28/11: Signed as a rookie free agent with Oakland and released (9/3).

**2013 (Dallas):**

- Spent the offseason, training camp and preseason with the Cowboys before being released during final cuts on Aug. 31.
- Was out of football until he re-signed with Dallas on Nov. 25 and went on to tally seven tackles, one interception, two pass breakups and had a special teams tackle while playing in five games.
- Returned to action days after signing and played against Oakland (11/28), posting his first career special teams tackle.
- Recorded a career-high four tackles against Green Bay (12/15) along with one interception and two pass breakups.

**2012 (New England/Dallas):**

- Began the season with New England, playing mainly on special teams and as a backup on defense in eight games where he posted 12 tackles, a pass breakup, a forced fumble and a fumble recovery.
- Landed in Dallas on Dec. 1 and played in five games, posting six tackles and two pass breakups.
- Released by the Patriots on Oct. 31 and signed to the Patriots practice squad on Nov. 2.
- Played in the first quarter to relieve an injured Kyle Arrington at St. Louis (10/28) and batted one pass.
- Made two tackles against Denver (10/7) while also forcing and recovering a Demaryius Thomas fumble.
- Signed to Dallas' active roster from New England's practice squad on Dec. 1.
- Made his Cowboys debut against Philadelphia (12/2) then posted his first tackles (two) and a breakup as a Cowboy at Cincinnati (12/9).
- Added two tackles against Pittsburgh (12/16) and two more with another breakup against New Orleans (12/23).

**2011 (Oakland/New England):**

- Began his NFL career as an undrafted free agent with Oakland but was released during final cuts.
- Bounced on and off New England's practice squad and roster before staying active near the end of the season to finish his rookie campaign appearing in six games with three starts coming at safety.
- Registered seven tackles, two interceptions - returning one for his first career touchdown - and two passes defended.
- Appeared in all three playoff games as a reserve and led the Patriots with six passes defended.
- Signed to New England's practice squad on Oct. 5 and was promoted to the active roster on Oct. 15 in time to make his first NFL appearance, playing in a reserve role against Dallas (10/16).
- Started his first career game at safety against the N.Y. Jets (11/13) and registered one tackle.
- Started at safety and made two tackles against Kansas City (11/21).
- Made his third consecutive start at safety and had two tackles against Philadelphia (11/27).
- Saw action on defense in a reserve role, finishing with one tackle against Indianapolis (12/4).
- Earned NFL Rookie of the week honors for his performance against Buffalo (1/1/12), in which he made his first two career interceptions, returning the initial pick 21 yards for his first NFL touchdown. Also assisted on one tackle.
- Saw action in a reserve role, finishing with one tackle and two passes defended against Denver (1/14/12) while making his NFL postseason debut in the Divisional Round.
- Saw action at cornerback, made two tackles and defended two passes on the game's final drive to help preserve a win for the Patriots over Baltimore (1/22/12) in the AFC Championship Game.
- Collected three tackles and defended two passes during Super Bowl XLVI against the N.Y. Giants (2/5/12).

**COLLEGE:**

- Played two seasons at SMU after transferring from Laney College in Oakland, Calif.
- Played in eight games as a senior and recorded two interceptions for 64 yards with one touchdown.
- Also recorded one sack and was credited with 10 passes defended.
- Played in 11 games with 10 starts as a junior and led the team with 11 passes defended along with recovering a fumble in the end zone for a touchdown.
- Was a California All-JUCO selection at Laney.
- Played in 10 games as a freshman and finished the season with 30 tackles and five interceptions.

**PERSONAL:**

- Attended Deer Valley High School in Antioch, Calif.
- Played wide receiver and defensive back while also competing on Deer Valley's basketball team.

**COMMUNITY:**

- 2013 Dallas Cowboys U High School Camp.
- 2013-14 Dallas Cowboys Draft Day/Fan Appreciation Party.
- Annual Team Holiday Hospital Visits.
- Make-A-Wish Foundation of North Texas.



## MOORE'S NFL TOTALS

Year Team	GP-GS	DEFENSE						INTERCEPTIONS				FUMBLES REC								
		ST	AT	TT	Sks-Yds	Tkl/Ls	QB Prs	PBU	FF	No	Yds	Avg	Lg	TD	No	Yds	Avg	Lg	TD	
2011 New England	6-3	6	1	-	7	0.0(0)	0(0)	0	2	0	2	26	13.0	21t	1	0	0	0.0	0	0
2012 New England	8-0	11	1	-	12	0.0(0)	0(0)	0	1	1	0	0	0.0	0	0	14	14.0	14	0	
Dallas	5-0	6	0	-	6	0.0(0)	0(0)	0	2	0	0	0	0.0	0	0	0	0.0	0	0	
2013 Dallas	5-0	7	0	-	7	0.0(0)	0(0)	0	2	0	1	21	21.0	21t	0	0	0	0.0	0	
<b>Totals</b>	<b>24-3</b>	<b>30</b>	<b>2</b>	<b>-</b>	<b>32</b>	<b>0.0(0)</b>	<b>0(0)</b>	<b>0</b>	<b>7</b>	<b>1</b>	<b>3</b>	<b>47</b>	<b>15.7</b>	<b>21t</b>	<b>1</b>	<b>1</b>	<b>14</b>	<b>14.0</b>	<b>14</b>	<b>0</b>
<b>Playoffs</b>																				
2011 New England	3-0	6	0	-	6	0.0(0)	0(0)	0	6	0	0	0	0.0	0	0	0	0.0	0	0	

# DEMARCO MURRAY

## 29 • Running Back


6-0 • 217 • 2/12/88

Oklahoma • D3 for '11 (71st overall)

NFL: 4th Year • Cowboys: 4th Year

Games/Starts: 2013-14/14; Career-37/31

Postseason: 2012-0/0; Career-0/0



**PRO:** DeMarco Murray arrived in Dallas with the club's third round selection (71st overall) of the 2011 NFL Draft. Through his first three NFL seasons, Murray displayed big-play ability with the threat to break one loose from anywhere on the field. After seeing spot action through the first five games of the 2011 season, Murray landed in team record books and NFL history when he filled in for Felix Jones (ankle) against St. Louis (10/23). His mark was set early in the game when he took his first carry of the game 91 yards for a touchdown to register the longest first career touchdown run since the NFL merger in 1970. By game's end, Murray had a club-record 253 rushing yards - 10th in a game in league history and second by a rookie. His 91-yard touchdown run was the second-longest rush in team history, second only to Tony Dorsett's 99-yard run at Minnesota (1/3/83). Murray's yardage total didn't end there as he continued to rack up the yards over the course of the next four games. For his effort through the month of November - 89 carries for 434 yards (4.9 avg.) and a touchdown - Murray became the fourth Cowboys rookie to earn Rookie of the Month honors. Unfortunately for Murray, his rookie season came to an end on Dec. 11 when he suffered a fractured right ankle and a high right ankle sprain in the first quarter. Despite missing the remainder of the game and the next three games, Murray finished the season with team rushing highs in carries (164), yards (897), average (5.5) and touchdowns (two). He returned as the starter in 2012 and was off to a good start through five games before a foot sprain sidelined him for six contests. He returned and finished the season as the club leader in carries (161), yards (663) and touchdowns (four). In 2013 Murray continued his maturation as an NFL rusher, becoming the first Dallas rusher with 1,000 yards (1,121) since Julius Jones in 2006. He also had nine rushing scores - the most since Marion Barber had 14 in 2006 - to earn his first trip to the Pro Bowl, replacing Frank Gore. Murray will again take the reins as the lead rusher on a potent Cowboys offense.



### TRANSACTION SUMMARY:

**12/13/11:** Placed on Reserve/Injured with an ankle injury.

**4/29/11:** Drafted in the third round (71st overall) by Dallas.

### 2013:

- Finished the season with his first 1,000-yard effort, rushing for 1,121 yards - eighth in the NFC and 10th in the NFL - and earned his first career Pro Bowl selection as an injury replacement for Frank Gore.
- Opened the season against the N.Y. Giants (9/8) averaging 4.3 yards-per-carry (20 for 86) with a career-best eight catches for 39 yards.
- Rushed 12 times for 25 yards with five catches for 49 at Kansas City (9/15).
- In the win over St. Louis (9/22), rushed a career-high 26 times for 175 yards - second in his career - and a touchdown. Also added three catches for 28 yards.
- Rushed for 70 yards on 14 carries (5.0) and caught five passes for 20 yards at San Diego (9/29). His 70 yards gave him 1,916 for his career, allowing him to pass Troy Hambrick for 15th in club history.
- Against Denver (10/6) rushed 12 times for 43 yards with a touchdown and caught one pass for five yards.
- Rushed seven times for 29 yards and a touchdown with two catches for 21 yards before leaving the game in the second quarter with a knee injury against Washington (10/13).
- Missed games at Philadelphia (10/20) and at Detroit (10/27) with a knee injury but returned to start the win over Minnesota (11/3) and rushed four times for 31 yards with a long of 27 and caught six passes for 19 yards. Became the 14th Dallas Cowboy to reach 2,000 career rushing yards.

- Averaged 5.6 yards-per-carry (16 runs for 89 yards) and a touchdown at New Orleans (11/10).
- Led the team with 14 carries for 86 yards (6.1) and had three catches for 40 yards with a career-long tying 22-yarder at the N.Y. Giants (11/24). Passed Ron Springs (2,180) for 12th in rushing yards in team history with 2,194.
- In the Thanksgiving Day win over Oakland (11/28), led the team with 17 carries for 63 yards with three touchdowns - his first career multi-rushing touchdown game, the first by a Cowboy since Marion Barber (at New Orleans, 12/9/09) and the first three rushing score game by a Cowboy since Julius Jones (at Seattle, 12/6/04). It gave him seven rushing scores on the season, the most since Barber's seven in 2009.
- Led the team with 18 carries for 146 yards (8.1) and added two catches for nine yards at Chicago (12/9). It was his second 100-yard outing of the season and sixth of his career while the 146 yards was third in his career. His 8.1-yard average was second (min. 10 carries) in his career. Moved past Troy Hambrick (473) for 13th in rushing attempts (485) and past Roger Staubach (2,264) for 11th in rushing yards (2,403).
- Rushed 18 times for 134 yards (7.4) with one touchdown. His 18 rushes put him over 500 for his career - 13th Cowboy to reach the mark and his rushing yards put him over 2,500 for his career - 11th Cowboy to do it. It was his third 100-yard game of the season, seventh of his career and the second time he had back-to-back 100-yard outings.
- Rushed 22 times for 96 yards, with a season-long 43-yarder - and a touchdown and caught three passes for 15 yards and the game-winning touchdown - his first career receiving touchdown - at Washington (12/22). Reached 1,000 rushing yards on the season - the first Cowboy since Julius Jones in 2006, the 24th time a Cowboy reached the mark and the sixth different one to do it.
- In the season finale against Philadelphia (12/29), rushed 17 times for 48 yards and caught five passes for 39.

**2012:**

- Started the first five games of the season before a sprained foot put him on the bench for the next six games. Returned to start the remaining five games and led the team in all rushing categories (161 carries for 663 yards and four touchdowns).
- For the first time in his career, was the starter in the season opener and led the team with 20 carries for a game-best 131 yards at the N.Y. Giants (9/5). It was his fourth career 100-yard game and the fourth-most rushing yards in a game in his career.
- Scored the club's first rushing touchdown of the season on an 11-yard push in the home-opening win over Tampa Bay (9/23). Finished with 18 carries for 38 yards and the touchdown.
- Rushed 11 times for 24 yards with career-highs in receptions (seven), receiving yards (57) and long catch (20) against Chicago (10/1).
- Led the team with 93 rushing yards on 14 carries (6.6) before injuring his left foot. Racked up 72 of his rushing yards in the first quarter.
- Returned to the lineup against Philadelphia (12/2) after missing the last six games (foot) and rushed 23 times for 83 yards with a touchdown and caught four passes for 19 yards in the come-from-behind win.
- Carried the ball 21 times for 53 yards with a touchdown at Cincinnati (12/9). Converted a key first down with a six-yard run to setup the game-winning field goal.
- Rushed 14 times for 81 yards and a touchdown and caught four passes for 31 yards in the overtime win against Pittsburgh (12/16).
- Had 11 runs for 40 yards and four catches for 51 yards with a career-long 22-yard catch against New Orleans (12/23).
- Rushed for 76 yards on 17 carries and caught two passes for 10 yards in the finale at Washington (12/30).

**2011:**

- Played in 13 games with seven starts, missing the final three-plus games with a fractured and sprained right ankle, and led the team in all rushing categories with 164 carries for 897 yards, a 5.5-yard average and a pair of touchdowns.
- His 5.5-yard average was tops among NFL running backs with at least 150 carries.
- Established a club rushing record with his 253-yard performance against St. Louis (10/23) and scored his first career touchdown on a 91-yard run in the game to give him the longest first career touchdown run since the league merger in 1970.
- Earned Offensive Rookie of the Month (November) and was selected to the Pro Football Writers of America All-Rookie Team.
- Made his NFL debut in the season opener at the N.Y. Jets (9/11) and had one catch for 13 yards, two runs for no gain and a 14-yard kickoff return.
- Saw extended playing time with Jones (ankle) sidelined and established a club rushing record with 253 yards on 25 carries and a touchdown against St. Louis (10/23). Broke Emmitt Smith's previous record of 237 (at Philadelphia, 10/31/93). His 253 yards were 10th in a game in league history and second by a rookie.
- His first career touchdown came on a 91-yard run, the longest first career touchdown rush since the 1970 merger and the second-longest rush in club history behind Tony Dorsett's 99-yard scoring run at Minnesota (1/3/83).
- At Philadelphia (10/30) made his first career start and averaged 9.3 yards-per-carry (eight runs for 74 yards).
- In the win over Seattle (11/6), rushed for 139 yards - his second 100-yard effort of the season - becoming the first Cowboy with multiple 100-yard games since Julius Jones had three (2004). Rushed for 466 yards over the last three games - tied for fifth all-time by an NFL rookie and the most by a Cowboy over three games.
- Led the team with 20 carries for 135 yards and a touchdown in the win over Buffalo (11/13). It was his second straight and third overall 100-yard game and the first back-to-back 100-yard rushing performance by a Cowboy since Julius Jones' three straight in 2006. Murray's 601 yards in the previous four games were the most by a Dallas Cowboy and tied for fifth all-time among NFL rookies.
- Led the team with a season-high tying 25 carries for 73 yards with six catches for 32 yards in the overtime win at Washington (11/20).
- On Thanksgiving Day against Miami (11/24), led the team with 87 yards on 22 runs (4.0 avg.) and caught four passes for 41 yards with a season-long 18-yard catch.
- Had five carries for 25 yards and a catch for six before fracturing his right ankle and suffering a high right



ankle sprain against the N.Y. Giants (12/11). Underwent surgery on Dec. 12 and was placed on Reserve/Injured Dec. 13.

**COLLEGE:**

- All-American honorable mention from *Sports Illustrated*, consensus All-Big 12 first-team choice, second-team Academic All-Big 12, starting all 14 games for the first time during his career and finishing with 282 carries (fifth all-time in school history) for 1,214 yards and 15 touchdowns as a senior.
- Finished second on the team with 71 catches (fifth on the school season record list and tops among running backs) for 594 yards and five touchdowns.
- Returned 10 kickoffs for 249 yards and had a tackle on defense.
- His 2,057 all-purpose yards were fourth in school history, and along with his 2,171 in 2008, he became the only Sooner to top 2,000 all-purpose yards in multiple seasons.
- Led the team with 120 points, the ninth-best single-season total by a Sooner, while his 20 touchdowns were seventh in school record books.
- His 146.93 all-purpose yards-per-game were 18th in the nation and third in the conference as his 2,057 yards ranked fourth in Oklahoma annals.
- Rushed for 100-or-more yards in four contests, scored at least once in all but two games and had two rushing touchdowns in five games.
- All-Big 12 second-team selection by coaches and honorable mention by AP as a junior, while finishing second on the team in both rushing (171 carries for 705 yards and eight touchdowns) and receiving (41 catches 522 yards and four touchdowns).
- Established an OU record with 2,171 all-purpose yards, including 1,002 on the ground, 395 through the air and 774 on kickoff returns as a sophomore.
- His all-purpose yards total made him the fourth Sooner to gain over 2,000 yards in a season.
- His 774 kickoff return yards on special teams were second in school history while his 31 catches on offense were fourth by an Oklahoma running back in a season.
- As a redshirt freshman, was a Rivals Freshman All-American, honorable mention All-Big 12 by the coaches and Associated Press, as a running back and all-purpose player, and Academic All-Big 12.
- Averaged 29.3 yards-per-kickoff return, the second highest average in school history.
- His 15 touchdowns tied the school freshman record set by Adrian Peterson, while setting an OU record with five touchdowns in his debut game against North Texas.
- Rushed 127 times for 764 yards (6.0 avg.) and 13 touchdowns before a dislocated knee cap at Texas Tech ended his season.

**PERSONAL:**

- Earned all-state honors and named the 2005 Sunset Region Offensive Player of the Year as a senior at Bishop Gorman High School in Las Vegas, Nev.
- Was an all-conference selection each of his final three prep years and rushed for 1,947 yards with 27 touchdowns and caught 22 passes for 724 yards with seven touchdowns as a senior.
- Also had 64 tackles, three sacks and two interceptions while playing defensive back.
- Led Bishop Gorman's basketball team to a 2005 state title.
- Earned his degree in communications and a double minor in business and African American studies from Oklahoma.

**COMMUNITY:**

- 2011 Rookie Club presented by UnitedHealthcare.
- 2011 Running Backs Read for Scholastic and NFL at local elementary school during Hispanic Heritage Month.
- 2011 Susan G. Komen iPromise PSA.
- 2012 Let's Move event with First Lady Michelle Obama.
- 2012 Reliant Home Run Derby benefitting Big Brothers Big Sisters.
- 2012 Dallas Cowboys/Miller Fan Fest in San Antonio, Texas.
- 2012-14 Dallas Cowboys U High School Camp.
- 2012 Dallas Cowboys early Thanksgiving Day meal at The Salvation Army.
- 2013 Salvation Army Oklahoma Disaster Relief Phone Bank.
- 2013-14 Reliant Home Run Derby benefitting The Salvation Army.
- 2014 Children's Cancer Fund Fashion Show.
- 2014 Albertson's All Star Gala benefitting The Salvation Army and Muscular Dystrophy Association.
- Annual Team Holiday Hospital Visits.
- Kick Off Luncheon and Dallas Cowboys Family Cookbook benefitting Happy Hill Farm.
- Make-A-Wish Foundation of North Texas.
- Salvation Army Angel Tree Christmas Program.

**MURRAY'S COWBOYS TOTALS**

Year Team	GP-GS	RUSHING					RECEIVING				
		No	Yds	Avg	Long	TD	No	Yds	Avg	Long	TD
2011 Dallas.....	13-7	164	897	5.5	91t	2	26	183	7.0	18	0
2012 Dallas.....	10-10	161	663	4.1	48	4	35	251	7.2	22	0
2013 Dallas.....	14-14	217	1,121	5.2	43	9	53	350	6.6	22	1
<b>Totals .....</b>	<b>37-31</b>	<b>542</b>	<b>2,681</b>	<b>4.9</b>	<b>91t</b>	<b>15</b>	<b>114</b>	<b>784</b>	<b>6.9</b>	<b>22</b>	<b>1</b>

Year Team	KICKOFF RETURNS				
	No	Yds	Avg	Long	TD
2011 Dallas.....	2	36	18.0	22	0

MURRAY'S COWBOYS TOTALS, CONT.

SINGLE-GAME HIGHS

Carries – 26 vs. St. Louis, 9/13/13  
 Rushing Yards – 253 vs. St. Louis, 10/23/11  
 Rushing Average – 10.1 vs. St. Louis, 10/23/11  
 Rushing Touchdowns – 3, vs. Oakland, 11/28/13  
 Receptions – 7 vs. Chicago, 10/1/12  
 Receiving Yards – 57 vs. Chicago, 10/1/12  
 Long Reception – 22 vs. New Orleans, 12/23/12 and at N.Y. Giants, 11/24/13

100-YARD RUSHING GAMES  
(Seven total)

253 vs. St. Louis, 10/23/11 (25 runs)  
 175 vs. St. Louis, 9/22/13 (26 runs)  
 146 at Chicago, 12/9/13 (18 runs)  
 139 vs. Seattle, 11/6/11 (22 runs)  
 135 vs. Buffalo, 11/13/11 (20 runs)  
 134 vs. Green Bay, 12/15/13 (18 runs)  
 131 at N.Y. Giants, 9/5/12 (20 runs)

MURRAY'S CAREER GAME-BY-GAME RUSHING

2011 (Dallas)						
Game	No	Yds	Avg	Long	TD	
L-@ NYJ 9/11	2	0	0.0	0	0	
W-@ SF 9/18	6	21	3.5	8	0	
W-Was 9/26	2	6	3.0	6	0	
L-Det 10/2	4	12	3.0	7	0	
L-@ NE 10/16	11	34	3.1	8	0	
W-SIL 10/23	25	253	10.1	91t	1	
L-@ Phi 10/30	8	74	9.3	26	0	
W-Sea 11/6	22	139	6.3	32	0	
W-Buf 11/13	20	135	4.7	25	1	
W-@ Was 11/20	25	73	2.9	8	0	
W-Mia 11/24	22	87	4.0	18	0	
L-@ Ari 12/4	12	38	3.2	7	0	
L-NYG 12/11	5	25	5.0	9	0	
W-@ TB 12/17	RESERVE/INJURED-Ankle					
L-Phi 12/24	RESERVE/INJURED-Ankle					
L-@ NYG 1/1/12	RESERVE/INJURED-Ankle					
<b>Totals</b>	<b>164</b>	<b>897</b>	<b>5.5</b>	<b>91t</b>	<b>2</b>	

2012 (Dallas)						
Game	No	Yds	Avg	Long	TD	
W-@ NYG 9/5	20	131	6.6	46	0	
L-@ Sea 9/16	12	44	3.7	9	0	
W-TB 9/23	18	38	2.1	11t	1	
L-Chi 10/1	11	24	2.2	11	0	
L-@ Bal 10/14	14	93	6.6	28	0	
W-@ Car 10/21	INACTIVE/INJURED-Foot					
L-NYG 10/28	INACTIVE/INJURED-Foot					
L-@ Atl 11/4	INACTIVE/INJURED-Foot					

2012 (Dallas), cont.						
Game	No	Yds	Avg	Long	TD	
W-@ Phi 11/11	INACTIVE/INJURED-Foot					
W-Cle 11/18	INACTIVE/INJURED-Foot					
L-Was 11/22	INACTIVE/INJURED-Foot					
W-Phi 12/2	23	83	3.6	27	1	
W-@ Cin 12/9	21	53	2.5	7	1	
W-Pit 12/16	14	81	5.8	28	1	
L-NO 12/23	11	40	3.6	9	0	
L-@ Was 12/30	17	76	4.5	21	0	
<b>Totals</b>	<b>161</b>	<b>663</b>	<b>4.1</b>	<b>48</b>	<b>4</b>	

2013 (Dallas)						
Game	No	Yds	Avg	Long	TD	
W-NYG 9/8	20	86	4.3	13	0	
L-@ KC 9/15	12	25	2.1	6	0	
W-SIL 9/22	26	175	6.7	41	1	
L-@ SD 9/29	14	70	5.0	14	0	
L-Den 10/6	12	43	3.6	13	1	
W-Was 10/13	7	29	4.1	11	1	
W-@ Phi 10/20	INACTIVE/INJURED-Knee					
L-@ Det 10/27	INACTIVE/INJURED-Knee					
W-Min 11/3	4	31	7.8	27	0	
L-@ NO 11/10	16	89	5.6	35	1	
W-@ NYG 11/24	14	86	6.1	30	0	
W-Oak 11/28	17	63	3.7	11	3	
L-@ Chi 12/9	18	146	8.1	21	0	
L-GB 12/15	18	134	7.4	41	1	
W-@ Was 12/22	22	96	4.4	43	1	
L-Phi 12/29	17	48	2.8	9	0	
<b>Totals</b>	<b>217</b>	<b>1,121</b>	<b>5.2</b>	<b>43</b>	<b>9</b>	

AMOBI OKOYE

76 • Defensive Tackle


6-2 • 310 • 6/10/87

Louisville • FA for '14

NFL: 7th Year • Cowboys: 1st Year

Games/Starts: 2013-0/0; Career-87/59

Postseason: 2013-0/0; Career-0/0



**PRO:** While continuing to re-build the defensive line, the Dallas Cowboys signed another former Rod Marinelli pupil in Amobi Okoye on May 16, 2014. Okoye began his NFL career as a first round draft choice (10th overall) with the Houston Texans in 2007 where he became the youngest player to ever be selected in the NFL Draft at just 19 years old. He played four seasons for the Texans before signing with Chicago in 2011. Once with the Bears, Okoye served under Marinelli - then Chicago's defensive coordinator - and collected five sacks as a member of the defensive line rotation in two seasons (2011-12). He was out of football in 2013, but his previous career totals include 16.0 sacks and 176 tackles while playing in 87 games with 59 starts.



## TRANSACTION SUMMARY:

- 5/16/14: Signed with Dallas.
- 9/3/12: Signed with Chicago, released (11/27) and re-signed (12/12).
- 4/9/12: Signed with Tampa Bay and released (8/31).
- 7/30/11: Signed with Chicago.
- 7/30/11: Released by Houston.
- 4/28/07: Drafted in the first round (10th overall) by Houston.

### 2013:

- Spent the year out of football.
- 2012 (Tampa Bay/Chicago):**
  - Began the year with the Buccaneers but was released on Aug. 31.
  - Signed with Chicago on Sept. 3 and appeared in nine games for the Bears, collecting 11 tackles, one sack, one tackle for loss, one forced fumble and a special teams stop.
  - Collected his lone sack of the year against St. Louis (9/23).
  - Released by Chicago on Nov. 27, but was re-signed for the rest of the season on Dec. 12.
  - Logged a season-best four tackles against Green Bay (12/16).

### 2011 (Houston/Chicago):

- Spent the offseason with Houston before being released on July 30 and immediately signed by Chicago on the same day.
- Saw action in all 16 games, making one start for the Bears while tallying 27 tackles, four sacks and two tackles for losses.
- Logged a season-high three tackles at New Orleans (9/18) and at Minnesota (1/1/12).

### 2010 (Houston):

- Led the Texans defensive line with a career-high 44 tackles and added three sacks and a fumble recovery.
- Started all 16 contests for the second consecutive season at defensive tackle.
- Notched a career-best six tackles along with a sack against Kansas City (10/17).
- Collected four tackles and a sack at Jacksonville (11/14).
- Posted five tackles and a sack against Jacksonville (1/2/11).

### 2009 (Houston):

- Recorded 38 tackles, 1.5 sacks and three passes defended while starting all 16 contests.
- Had three tackles and a sack against Oakland (10/4).
- Posted a season-high five tackles at Arizona (10/11) along with a half sack.

### 2008 (Houston):

- Started 12-of-14 games played to register 24 tackles, one sack, two pass deflections, one forced fumble and a fumble recovery.
- Recovered his first career fumble against Cincinnati (10/26).
- Logged a season-best five tackles while also collecting a sack and forced a fumble at Oakland (12/21).

### 2007 (Houston):

- Saw action in all 16 games with 14 starts at defensive tackle as a rookie while garnering 32 tackles, a career-high 5.5 sacks and a forced fumble.
- Earned NFL Defensive Rookie of the Month in September after recording four sacks, one forced fumble and a tackle for a loss.
- Started his first NFL game against Kansas City (9/9) and posted his first career tackle.
- Collected the first sacks of his career with two at Carolina (9/16) while also posting four tackles and a forced fumble.
- Had three tackles and a sack against Indianapolis (9/23).
- Posted two tackles and a sack at Atlanta (9/30).
- Recorded a season-high five tackles at Oakland (11/4) along with a sack.

### COLLEGE:

- In four seasons at Louisville (2003-06), played in 48 games, with 24 starts and collected 121 tackles, 10.5 sacks and 23 stops for losses.
- Unanimous All-Big East Conference first-team choice in 2006 as a senior after recording a career-high 58 tackles and ranked second on the team with eight sacks and 15 stops for losses while also causing three fumbles.
- Started 10-of-11 games as a junior to post 23 tackles, a half sack, four tackles for loss and three fumble recoveries.
- Played in 11-of-12 games as a sophomore while recording 26 tackles, a sack and two tackles for loss.
- Became the youngest athlete to appear in a collegiate game in 2003 at age 16 as a true freshman and played in 13 games as a reserve defensive tackle while posting 17 tackles, a sack and two tackles for loss.

### PERSONAL:

- Attended Robert E. Lee High School in Huntsville, Ala. and took up football as a sophomore.
- Three-year letter winner, logged 60 tackles and nine sacks, picking up first-team all-state honors on both sides of the ball as a senior.
- Started 13 games on the defensive line as a 13-year old and played both ways, earning honorable mention all-state honors as a junior.
- Born in Anambra, Nigeria, moved to the United States as a pre-teen and tested into the ninth grade as a 12-year-old when his family moved to Huntsville from Nigeria.
- Graduated with a degree in psychology.

### COMMUNITY:

- Visited Nigeria along with Israel Idonije and other NFL players in the spring of 2008 to donate medical supplies and hand out scholarships.
- Active in various community outreach programs while with Houston and Chicago.
- 2014 Dallas Cowboys U High School Camp.

## OKOYE'S NFL TOTALS

Year Team	GP-GS	DEFENSE								INTERCEPTIONS				FUMBLES REC						
		ST	AT	TT	Sks-Yds	Tkl/Ls	QB Prs	PBU	FF	No	Yds	Avg	Lg	TD	No	Yds	Avg	Lg	TD	
2007 Houston	16-14	23	9	32	5.5(-33.5)	0(0)	0	0	1	0	0	0.0	0	0	0	0.0	0	0	0	
2008 Houston	14-12	15	9	24	1.0(-13)	0(0)	0	2	1	0	0	0.0	0	0	0.0	0	0	0	0	
2009 Houston	16-16	26	12	38	1.5(-8)	0(0)	0	3	0	0	0	0.0	0	0	0.0	0	0	0	0	
2010 Houston	16-16	27	17	44	3.0(-27)	0(0)	0	0	0	0	0	0.0	0	0	0.0	0	0	0	0	
2011 Chicago	16-1	9	18	27	4.0(-42)	2(-5)	27	1	0	0	0	0.0	0	0	0.0	0	0	0	0	
2012 Chicago	9-0	8	3	11	1.0(-13)	1(-13)	2	0	1	0	0	0.0	0	0	0.0	0	0	0	0	
2013		OUT OF FOOTBALL								OUT OF FOOTBALL				OUT OF FOOTBALL						
<b>Totals</b>	<b>87-59</b>	<b>108</b>	<b>68</b>	<b>176</b>	<b>16.0(-136.5)</b>	<b>3(-18)</b>	<b>29</b>	<b>6</b>	<b>3</b>	<b>0</b>	<b>0</b>	<b>0.0</b>	<b>0</b>	<b>0</b>	<b>0.0</b>	<b>0</b>	<b>2</b>	<b>0</b>	<b>0.0</b>	<b>0</b>

### SINGLE-GAME HIGHS

Tackles – 6 vs. Kansas City, 10/17/10  
Sacks – 2.0 vs. Carolina, 9/16/07

### ADDITIONAL STATISTICS

Spec. Tms Tackles – 2012 (1).

### OKOYE'S CAREER GAME-BY-GAME DEFENSE

2007 (Houston)										2009 (Houston), cont.									
Game	ST	AT	TT	Sks-Yds	Tkl/Ls	QB Prs	PBU	Game	ST	AT	TT	Sks-Yds	Tkl/Ls	QB Prs	PBU				
W-KC 9/9	1	0	1					W-@ Buf 11/1	1	2	3				1				
W-@ Car 9/16	4	0	4	2.0(-23)				L-@ Ind 11/8	0	0	0								
L-Ind 9/23	3	0	3	1.0(-3)				L-Ten 11/23	3	1	4								
L-@ Atl 9/30	2	0	2	1.0(-4)				L-Ind 11/29	2	0	2								
W-Mia 10/7	3	1	4					L-@ Jac 12/6	0	1	1								
L-@ Jac 10/14	1	0	1					W-Sea 12/13	1	1	2								
L-Ten 10/21	3	1	4					W-@ StL 12/20	2	0	2								
L-@ SD 10/28	0	0	0					W-@ Mia 12/27	2	0	2								
W-@ Oak 11/4	3	2	5	1.0(1)				W-NE 1/3/10	2	1	3								
W-NO 11/18	0	1	1					<b>Totals</b>	<b>26</b>	<b>12</b>	<b>38</b>	<b>1.5(-8)</b>			<b>3</b>				
L-@ Cle 11/25	0	1	1					2010 (Houston)											
L-@ Ten 12/2	0	1	1					Game	ST	AT	TT	Sks-Yds	Tkl/Ls	QB Prs	PBU				
W-TB 12/9	0	1	1	0.5(2.5)				W-Ind 9/12	3	2	5								
W-Den 12/13	2	0	2					W-@ Was 9/19	0	0	0								
L-@ Ind 12/23	1	1	2					L-Dal 9/26	2	2	4								
W-Jac 12/30	0	0	0					W-@ Oak 10/3	1	0	1								
<b>Totals</b>	<b>23</b>	<b>9</b>	<b>32</b>	<b>5.5(-33.5)</b>				L-NYG 10/10	2	1	3								
2008 (Houston)										2011 (Chicago)									
Game	ST	AT	TT	Sks-Yds	Tkl/Ls	QB Prs	PBU	Game	ST	AT	TT	Sks-Yds	Tkl/Ls	QB Prs	PBU				
L-@ Pit 9/7	0	0	0					W-@ GB 12/7	1	1	2								
L-@ Ten 9/21	0	3	3					W-Ten 12/14	1	0	1				1				
L-@ Jac 9/28	3	0	3					L-@ Oak 12/21	3	2	5	1(-13)							
L-Ind 10/5	1	0	1					W-Chi 12/28	1	1	2				1				
W-Mia 10/12	0	1	1					<b>Totals</b>	<b>15</b>	<b>9</b>	<b>24</b>	<b>1.0(-13)</b>			<b>2</b>				
W-Det 10/19	1	0	1					2009 (Houston)											
W-Cin 10/26	0	0	0					Game	ST	AT	TT	Sks-Yds	Tkl/Ls	QB Prs	PBU				
2008 (Houston), cont.										2011 (Chicago)									
Game	ST	AT	TT	Sks-Yds	Tkl/Ls	QB Prs	PBU	Game	ST	AT	TT	Sks-Yds	Tkl/Ls	QB Prs	PBU				
L-@ Min 11/2	1	1	2					W-Atl 9/11	0	1	1	1.0(-9)			1				
L-Bal 11/9	INACTIVE							L-@ NO 9/18	3	0	3				4				
L-@ Ind 11/16	INACTIVE							L-GB 9/25	1	0	1								
W-@ Cle 11/23	0	0	0					W-Car 10/2	1	1	2				1(-2)				
W-Jac 12/1	3	0	3					L-@ Det 10/10	0	0	0								
W-@ GB 12/7	1	1	2					W-Min 10/16	1	0	1	1.0(-10)			2				
W-Ten 12/14	1	0	1				1	W-@ TB 10/23	0	2		1.0(-14)			2				
L-@ Oak 12/21	3	2	5	1(-13)				W-@ Phi 11/7	0	2	2				2				
W-Chi 12/28	1	1	2				1	W-Det 11/13	1	1	2				3				
<b>Totals</b>	<b>15</b>	<b>9</b>	<b>24</b>	<b>1.0(-13)</b>			<b>2</b>	W-SD 11/20	1	1	2				1				
2009 (Houston)										2011 (Chicago)									
Game	ST	AT	TT	Sks-Yds	Tkl/Ls	QB Prs	PBU	Game	ST	AT	TT	Sks-Yds	Tkl/Ls	QB Prs	PBU				
L-NYG 9/13	4	0	4					L-@ Oak 11/27	0	1	1	1.0(-9)			2				
W-@ Ten 9/20	1	0	1					L-KC 12/4	0	2	2				1(-3)				
L-Jac 9/27	3	1	4				1	L-@ Den 12/11	0	2	2				2				
W-Oak 10/4	1	2	3	1.0(-5)				L-Sea 12/18	1	1	2				1				
L-@ Ari 10/11	3	2	5	0.5(-3)			1	L-@ GB 12/25	0	1	1								
W-@ Cin 10/18	0	1	1					W-@ Min 1/1/12	0	3	3				2				
WW-SF 10/25	1	0	1					<b>Totals</b>	<b>9</b>	<b>18</b>	<b>27</b>	<b>7.0(-42)</b>			<b>2(-5)</b>	<b>27</b>			



OKOYE'S CAREER GAME-BY-GAME, CONT.

Game	2012 (Chicago)					Tkl/ Ls	QB Prs	PBU	Game	2012 (Chicago), cont.						
	ST	AT	TT	Sks- Yds	Tkl/ Ls					QB Prs	PBU	ST	AT	TT	Sks- Yds	Tkl/ Ls
W-Ind 9/9				INACTIVE					W-@ SF 11/19	0	0	0				
L-@ GB 9/13	2	0	2						W-Min 11/25				INACTIVE			
W-StL 9/23	0	0	0	1.0(-13)	1(-13)	1			L-Sea 12/2				NOT WITH TEAM			
W-@ Dal 10/1	0	0	0			1			L-@ Min 12/9				NOT WITH TEAM			
W-@ Jac 10/7	0	0	0						L-GB 12/16	1	3	4				
W-Det 10/22	1	0	1						W-@ Ari 12/23	2	0	2				
W-Car 10/28				INACTIVE					W-@ Det 12/30	2	0	2				
W-@ Ten 11/4				INACTIVE					<b>Totals</b>	<b>8</b>	<b>3</b>	<b>11</b>	<b>1.0(-13)</b>	<b>1(-13)</b>	<b>2</b>	
L-Hou 11/11				INACTIVE												

# KYLE ORTON

## 18 • Quarterback


6-4 • 228 • 11/14/82

Purdue • UFA (KC) for '12

NFL: 10th Year • Cowboys: 3rd Year

Games/Starts: 2013-3/1; Career-75/70

Postseason: 2013-0/0; Career-0/0



**PRO:** The Dallas Cowboys landed a quality and experienced veteran quarterback when they signed 2012 unrestricted free agent Kyle Orton to backup Tony Romo. Upon his arrival in Dallas, Orton reunited with Wade Wilson, who coached Orton for his first three pro seasons. Orton, originally drafted in the fourth round (106th overall) of the 2005 NFL Draft by the Chicago Bears, has started 70 of the 75 games he played and owns a 35-35 record. For his career, he has completed 1,326-of-2,265 passes for 15,019 yards with 83 touchdowns and 59 interceptions. In his first season with Dallas, Orton saw time in just one game for Dallas, going nine-of-10 for 89 yards and a touchdown. In 2013 he started the finale in place of Romo (back) and was 30-of-46 for 358 yards (fourth in his career) with two touchdowns and two interceptions. He is slotted to spend the season as Romo's primary backup.

**TRANSACTION SUMMARY:**

**4/14/12:** Signed with Dallas as an unrestricted free agent through 2014.

**11/22/11:** Waived by Denver and claimed by Kansas City (11/23).

**10/2/09:** Traded to Denver.

**4/24/05:** Drafted in the fourth round (106th overall) by Chicago.

**2013:**

- Played one snap in the season opener when Tony Romo had the wind knocked out of him late in the second quarter in the opener against the N.Y. Giants (9/8).
- Played the final series at Chicago (12/9) and went three-of-five for 40 yards.
- Started the finale against Philadelphia (12/29) in place of Romo (back) and threw for 358 yards on 30-of-46 passes with two touchdowns and two interceptions.

**2012:**

- Made his Cowboys debut and lone appearance of the season on the final offensive series against Chicago (10/1) and went nine-of-10 passing for 89 yards with a touchdown.

**2011 (Denver/Kansas City):**

- Started the season with Denver, and in five starts in the first five games, completed 91-of-151 passes for 979 yards with eight touchdowns and seven interceptions.
- Was active but did not play the next five games prior to being waived on Nov. 22.
- Claimed off waivers by Kansas City on Nov. 23 and played in four games with three starts.
- Finished the Chiefs season completing 59-of-97 passes for 779 yards with a touchdown and two picks.
- In Denver's season opener against Oakland (9/12), threw for a season-best 304 yards on a season-high 46 attempts, completing a season-high tying 24 passes with a touchdown.
- Had a season-best three touchdown passes at Green Bay (10/2).
- Made his first start in Kansas City against Green Bay (12/18) and completed 23-of-31 passes for 299 yards.
- Was 21-of-36 for 300 yards with a touchdown and two interceptions against Oakland (12/24) then won the season finale going 15-of-29 for 180 yards.

**2010 (Denver):**

- Started all 13 games he played, served as the team's third quarterback for the remaining three games and finished the year with 3,653 yards, 20 touchdowns and nine interceptions on 296-of-498 passes.
- Added 22 runs for 98 yards.
- Against Indianapolis (9/26) set career-highs for attempts (57), completions (37) and passing yards (476) in a 27-13 losing effort.
- Threw a career-best four touchdown passes against Kansas City (11/14).

**2009 (Denver):**

- Was traded to Denver along with a 2009 first round pick (Robert Ayers), a 2010 first round pick (traded to San Francisco) and a third round pick (traded to Pittsburgh) in exchange for Jay Cutler and a 2009 fifth round pick (Johnny Knox).

STAFF AMOBI OKOYE 2013 SEASON RECORDS PLAYOFF RECORDS HISTORY SIDELINES

- In his first season with the Broncos, had 15 starts in 16 games played and completed 336-of-541 passes for a career-high 3,802 yards with 21 touchdowns and 12 interceptions.
- In his Denver debut, completed 17-of-28 passes for 243 yards with one touchdown at Cincinnati (9/13).
- Tied his then career-high with three touchdown passes at Philadelphia (12/27) then set a then career-high with 431 yards on a then career-high 56 attempts in the season finale against Kansas City (1/3/10).

**2008 (Chicago):**

- Started 15 games and completed 272-of-465 passes for 2,972 yards with 18 touchdowns and 12 interceptions while rushing 24 times for 49 yards with three touchdowns.
- Opened the season with a win at Indianapolis (9/7) by throwing for 150 yards on 13-of-21 passing.
- Threw for a then career-best three touchdowns against Philadelphia (9/28) then had a season-high with 334 passing yards at Detroit (10/5).
- Scored rushing touchdowns against Detroit (11/2), New Orleans (12/11) and at Houston (12/28).

**2007 (Chicago):**

- Played and started only three games, was active but did not play one and was the club's third quarterback for the remaining 12 games and completed 43-of-80 passes for 478 yards with three touchdowns and a pair of interceptions on the season.
- In his season debut at Minnesota (12/17), was 22-of-38 for 184 yards with an interception.
- Won games against Green Bay (12/23) and New Orleans (12/30), throwing for a combined 294 yards, three touchdowns and an interception on 21-of-42 passes.

**2006 (Chicago):**

- Served as the Bears third quarterback in all 16 regular season games and the club's three playoff games.

**2005 (Chicago):**

- Was drafted in the fourth round (106th overall) and started 15 games, helping lead the Bears to a 10-5 record in those games.
- As a rookie, completed 190-of-368 passes for 1,869 yards with nine touchdowns and 13 interceptions while adding 44 yards on 24 rushes.
- Made his first career start in the season opener at Washington (9/11) and completed 15-of-28 passes for 141 yards and an interception.
- Had his first career touchdown pass the next week against Detroit (9/18) and completed 14-of-21 passes for 150 yards.
- Suffered a career-high five interceptions against Cincinnati (9/25).
- Had a season-high two touchdown throws against Minnesota (10/16) then had a season-high 230 passing yards at Detroit (10/30).

**COLLEGE:**

- Played in 44 games with 35 starts at Purdue and completed 786-of-1,336 passes for 9,337 yards, 63 touchdowns and 28 interceptions.
- Finished his career third in school history in passing yards - fourth in Big Ten Conference history - touchdowns and completion percentage (58.8).
- As a senior, started all 11 games and completed 236-of-389 passes for a career-high 3,090 yards with 31 touchdowns and five interceptions.
- Established a school record with 503 passing yards against Indiana.
- Started all 13 games as a junior passing for 2,885 yards with 15 touchdowns and seven interceptions on 251-of-414 passes.
- With nine starts in 13 games played as a sophomore, was true on 192-of-317 passes for 2,257 yards with 13 scores and nine picks.
- As a true freshman, started three-of-seven games and connected on 107-of-216 passes for 1,105 yards with four touchdowns and seven interceptions.

**PERSONAL:**

- Was ranked the second-best quarterback in the nation by *SuperPrep* at Southeast Polk High School in Runnels, Iowa.
- Through his prep career, completed 208-of-450 passes for 3,176 yards with 24 touchdowns and 18 interceptions.
- Earned honorable mention all-state and first-team all-conference as a senior while also lettering in basketball, tennis and track.
- He and his wife, Bridget, have a daughter.

**COMMUNITY:**

- 2012-13 Dallas Cowboys U High School Camp.
- Salvation Army Angel Tree Christmas Program.
- Dallas Cowboys Early Thanksgiving Day meal at The Salvation Army.
- Annual Team Holiday Hospital Visits.
- Kick Off Luncheon and Dallas Cowboys Family Cookbook benefiting Happy Hill Farm.
- Make-A-Wish Foundation of North Texas.

**ORTON'S NFL TOTALS**

Year Team	GP-GS	Att	Cmp	PASSING					Sacks	Rating	
				Pct	Yds	Yds/Att	TD	Int			Long
2005 Chicago	15-15	368	190	51.6	1,869	5.1	9	13	54	30/190	59.7
2006 Chicago	0-0	0	0	0.0	0	0.0	0	0	0	0/0	0.0
2007 Chicago	3-3	80	43	53.8	478	6.0	3	2	55t	2/12	73.9
2008 Chicago	15-15	465	272	58.5	2,972	6.4	18	12	65t	27/160	79.6
2009 Denver	16-15	541	336	62.1	3,802	7.0	21	12	87t	29/159	86.8
2010 Denver	13-13	498	293	58.8	3,653	7.3	20	9	71	34/243	87.5
2011 Denver	5-5	155	91	58.7	979	6.3	8	7	52t	9/49	75.7
Kansas City	4-3	97	59	60.8	779	8.0	1	2	49	1/5	81.1
2012 Dallas	1-0	10	9	90.0	89	8.9	1	0	21	0/0	137.1
2013 Dallas	3-1	51	33	64.7	398	7.8	2	2	39	0/0	85.3
<b>Totals</b>	<b>75-70</b>	<b>2,265</b>	<b>1,326</b>	<b>58.5</b>	<b>15,019</b>	<b>6.6</b>	<b>83</b>	<b>59</b>	<b>87t</b>	<b>132/818</b>	<b>79.9</b>



ORTON'S NFL TOTALS, CONT.

Year Team	RUSHING					SINGLE-GAME HIGHS				
	No	Yds	Avg	Long	TD	Attempts	Completions	Yards	Touchdowns	Interceptions
2005 Chicago	24	44	1.8	15	0	57 vs. Indianapolis, 9/26/10	37 vs. Indianapolis, 9/26/10	476 vs. Indianapolis, 9/26/10	4 vs. Kansas City, 11/14/10	5 vs. Cincinnati, 9/25/05
2006 Chicago	0	0	0.0	0	0	Completion Pct. 14.2 vs. Green Bay, 12/18/11				
2007 Chicago	5	-1	-0.2	1	0	Passer Rating - 134.7 at Washington, 11/15/09				
2008 Chicago	24	49	2.0	12	3					
2009 Denver	24	71	3.0	13	0					
2010 Denver	22	98	4.5	14	0					
2011 Denver	5	17	3.4	13	0					
Kansas City	6	-4	-0.7	2	0					
2012 Dallas	1	8	8.0	8	0					
<b>Totals</b>	<b>111</b>	<b>282</b>	<b>2.5</b>	<b>15</b>	<b>3</b>					

ORTON'S CAREER GAME-BY-GAME

Date	Opp	Att	Cmp	Yds	Pct	2005 (Chicago)		Int	Sacks	Rating	W/L	Score
						TD	Long					
9/11	@ Was	28	15	141	53.6	0	22	1	3/16	52.8	L	7-9
9/18	Det	21	14	150	66.7	1	28t	0	2/12	103.3	W	38-6
9/25	Cin	39	17	149	43.6	0	23	5	0/0	14.7	L	7-24
10/9	@ Cle	26	16	117	61.5	1	22	0	4/27	84.9	L	10-20
10/16	Min	25	16	117	64.0	2	16	1	3/20	84.9	W	28-3
10/23	Bal	29	15	145	51.7	1	26	0	2/12	77.5	W	10-6
10/30	@ Det	31	17	230	54.8	1	54	0	2/12	89.4	W	19-13
11/6	@ NO	26	12	137	46.2	1	33	2	2/6	43.3	W	20-17
11/13	SF	13	8	67	61.5	0	31	1	0/0	42.8	W	17-9
11/20	Car	26	15	136	57.7	1	18	1	0/0	68.8	W	13-3
11/27	@TB	28	14	134	50.0	1	41	1	2/13	60.7	W	13-10
12/4	GB	17	6	68	35.3	0	34	1	3/19	23.7	W	19-7
12/11	@ Pit	35	17	207	48.6	0	43	0	3/22	67.2	L	9-21
12/18	All	10	2	12	20.0	0	12	0	1/7	39.6	W	16-3
12/25	@ GB	DID NOT PLAY										
1/1/06	@ Min	14	6	59	42.9	0	21	0	3/24	55.4	L	10-34
<b>Totals</b>		<b>368</b>	<b>190</b>	<b>1,869</b>	<b>51.6</b>	<b>9</b>	<b>54</b>	<b>13</b>	<b>30/190</b>	<b>59.7</b>	<b>11-5</b>	

Playoffs

1/15/06 Car ..... DID NOT PLAY

Date	Opp	Att	Cmp	Yds	Pct	2006 (Chicago)		Int	Sacks	Rating	W/L	Score
						TD	Long					
9/10	@ GB	INACTIVE-3rd QB										
9/17	Det	INACTIVE-3rd QB										
9/24	@ Min	INACTIVE-3rd QB										
10/1	Sea	INACTIVE-3rd QB										
10/8	Buf	INACTIVE-3rd QB										
10/16	@ Ari	INACTIVE-3rd QB										
10/29	SF	INACTIVE-3rd QB										
11/5	Mia	INACTIVE-3rd QB										
11/12	@ NYG	INACTIVE-3rd QB										
11/19	@ NYJ	INACTIVE-3rd QB										
11/26	@ NE	INACTIVE-3rd QB										
12/3	Min	INACTIVE-3rd QB										
12/11	@ StL	INACTIVE-3rd QB										
12/17	TB	INACTIVE-3rd QB										
12/24	@ Det	INACTIVE-3rd QB										
12/31	GB	INACTIVE-3rd QB										
<b>Totals</b>												<b>13-3</b>

Playoffs

1/14/07 Sea ..... INACTIVE-3rd QB W 27-24  
 1/21/07 NO ..... INACTIVE-3rd QB W 39-14  
 2/4/07 Ind ..... INACTIVE-3rd QB L 17-29

**Totals** ..... **2-1**

Date	Opp	Att	Cmp	Yds	Pct	2007 (Chicago)		Int	Sacks	Rating	W/L	Score
						TD	Long					
9/9	@ SD	INACTIVE-3rd QB										
9/16	KC	INACTIVE-3rd QB										
9/23	Dal	INACTIVE-3rd QB										
9/30	@ DET	INACTIVE-3rd QB										
10/7	@ GB	INACTIVE-3rd QB										
10/14	Min	INACTIVE-3rd QB										
10/21	@ Phi	INACTIVE-3rd QB										
10/28	Det	INACTIVE-3rd QB										
11/11	@ Oak	INACTIVE-3rd QB										
11/18	@ Sea	DID NOT PLAY										
11/25	Den	INACTIVE-3rd QB										





2011 (Denver)												
Date	Opp	Att	Cmp	Yds	Pct	TD	Long	Int	Sacks	Rating	W/L	Score
9/12	Oak.....	46	24	304	52.2	1	24	1	5/32	71.3	L	20-23
9/18	Cin.....	25	15	195	60.0	2	52t	0	2/8	111.3	W	24-22
9/25	@ Ten.....	39	24	173	61.5	2	32	2	1/1	67.6	L	14-17
10/2	@ GB.....	32	22	273	68.8	3	44	3	1/8	87.1	L	23-49
10/9	SD.....	13	6	34	46.2	0	10	1	0/0	21.0	L	24-29
10/23	@ Mia.....										W	18-15
10/30	Det.....										L	10-45
11/6	@ Oak.....										W	38-24
11/13	@ KC.....										W	17-10
11/17	NYJ.....										W	17-13
<b>Totals</b>		<b>155</b>	<b>91</b>	<b>979</b>	<b>58.7</b>	<b>8</b>	<b>52t</b>	<b>7</b>	<b>9/49</b>	<b>75.7</b>	<b>5-5</b>	

2011 (Kansas City)												
Date	Opp	Att	Cmp	Yds	Pct	TD	Long	Int	Sacks	Rating	W/L	Score
12/4	@ Chi.....	1	0	0	0.0	0	0	0	0/0	39.6	W	10-3
12/11	@ NYJ.....										L	10-37
12/18	GB.....	31	23	299	74.2	0	39	0	0/0	104.1	W	19-14
12/24	Oak.....	36	21	300	58.3	1	49	2	0/0	71.5	L	13-16
1/1/12	@ Den.....	29	15	180	51.7	0	22	0	1/5	71.0	W	7-3
<b>Totals</b>		<b>97</b>	<b>59</b>	<b>779</b>	<b>60.8</b>	<b>1</b>	<b>49</b>	<b>2</b>	<b>1/5</b>	<b>81.1</b>	<b>3-2</b>	

2012 (Dallas)												
Date	Opp	Att	Cmp	Yds	Pct	TD	Long	Int	Sacks	Rating	W/L	Score
9/5	@ NYG.....										W	24-17
9/16	@ Sea.....										L	7-27
9/23	TB.....										W	16-10
10/1	Chi.....	10	9	89	90.0	1	21	0	0/0	137.1	L	18-34
10/14	@ Bal.....										L	29-31
10/21	@ Ca.....										W	19-14
10/28	NYG.....										L	24-29
11/4	All.....										L	13-19
11/11	Phi.....										W	38-23
11/18	Cle.....										W (OT)	23-20
11/22	Was.....										L	31-38
12/2	Phi.....										W	38-33
12/9	@ Cin.....										W	20-19
12/6	Pit.....										W (OT)	27-24
12/23	NO.....										L (OT)	31-34
12/30	@ Was.....										L	18-28
<b>Totals</b>		<b>10</b>	<b>9</b>	<b>89</b>	<b>90.0</b>	<b>1</b>	<b>21</b>	<b>0</b>	<b>0/0</b>	<b>137.1</b>	<b>8-8</b>	

2013 (Dallas)												
Date	Opp	Att	Cmp	Yds	Pct	TD	Long	Int	Sacks	Rating	W/L	Score
9/8	NYG.....	0	0	0	0.0	0	0	0	0/0	0.0	W	36-31
9/15	@ KC.....										L	16-17
9/22	StL.....										W	31-7
9/29	@ SD.....										L	21-30
10/5	Den.....										L	48-51
10/13	Was.....										W	31-16
10/20	@ Phi.....										W	17-3
10/27	@ Det.....										L	30-31
11/3	Min.....										W	27-23
11/10	@ NO.....										L	17-49
11/24	@ NYG.....										W	24-21
11/28	Oak.....										W	31-24
12/9	@ Chi.....	5	3	40	60.0	0	0	0	0/0	85.4	L	28-45
12/15	GB.....										L	36-37
12/22	@ Was.....										W	24-23
12/29	Phi.....	46	30	358	65.2	2	39	2	0/0	85.2	L	22-24
<b>Totals</b>		<b>51</b>	<b>33</b>	<b>398</b>	<b>64.7</b>	<b>2</b>	<b>39</b>	<b>2</b>	<b>0/0</b>	<b>85.3</b>	<b>L</b>	

# JERMEY PARNELL

## 78 • Tackle

6-6 • 315 • 7/20/86

Mississippi • FA for '10

NFL: 5th Year • Cowboys: 5th Year

Games/Starts: 2013-16/1; Career-38/2

Postseason: 2013-0/0; Career-0/0



**PRO:** The Dallas Cowboys added Jermeiy Randle Parnell to their roster in 2010 with hopes of developing a player with raw talent and limited playing experience. Parnell originally signed with the New Orleans Saints in 2009 as an undrafted free agent and spent the year on the team's practice squad. He made the transition to offensive tackle with the Saints after playing on the defensive line in his lone collegiate football season at Ole Miss as a senior. He spent the majority of his time as a student-athlete focusing on basketball. In Dallas he was inactive for the 12 games he was with the club in 2010 and returned in 2011 to play in six games, mainly on special teams. He saw time rotating at right tackle with Doug Free through the second half of the 2012 season and was a reserve in 2013.

### TRANSACTION SUMMARY:

**4/26/12:** Signed a three-year contract extension with Dallas through 2014.

**10/14/10:** Signed to the Cowboys active roster.

**9/28/10:** Signed to New Orleans practice squad.

**9/5/10:** Claimed off waivers by Miami and released (9/25).

**2/12/10:** Signed by New Orleans and released (9/4).

**9/5/09:** Released by New Orleans and signed to its practice squad (9/6).

**5/4/09:** Signed with New Orleans as a rookie free agent.

### 2013:

- Played in all 16 games with one start, seeing time primarily on special teams and in jumbo packages.
- Started at New Orleans (11/10) as the offense opened with six linemen.

### 2012:

- Played in all 16 games for the first time and earned his first career start for an injured Tyron Smith (ankle).
- Saw action through the first nine games on special teams and in short yardage situations before stepping in for Smith (ankle) in the second quarter against Cleveland (11/18). Helped the offense gain 320 yards.
- Made his first career start against Washington (11/22) in place of Smith (ankle) and blocked for an offense that amassed 458 yards while Romo attempted a career-high and club-record tying 62 passes with a career-best 37 completions (second in club history) for a then career-best 441 yards and three touchdowns, including a career-long 85-yard touchdown pass.
- Rotated series at right tackle with Free at Cincinnati (12/9) and helped the offense convert 11-of-19 (57.9%) of its third downs while controlling the ball for 30:11 in the come-from-behind win.
- Blocked for Romo who threw for his eighth 300-yard game of the season (328 yards) against Pittsburgh (12/16).
- Again rotated with Free to help Romo throw for 416 yards - his third 400-yard game of the season - and four touchdowns in the overtime loss to New Orleans (12/23).

### 2011:

- Was active but did not play the first two games of the season.
- Played on special teams against the N.Y. Giants (12/11).
- Stepped in for Smith on the last series in Tampa Bay (12/17).

### 2010 (New Orleans/Miami/Dallas):

- Spent time on the rosters of New Orleans and Miami before landing in Dallas on Oct. 14.
- Inactive for all 12 of the remaining games on Dallas' schedule.

### 2009 (New Orleans):

- Signed with New Orleans as an undrafted free agent, went to training camp, but was released during cuts.
- Signed to the Saints practice squad on Sept. 6 where he remained for the entire season.

### COLLEGE:

- Played one season of football after lettering in basketball all four seasons for the Rebels.
- Played football for his first time since eighth grade as a senior and had one tackle for a loss, seeing action in five contests including the 2009 AT&T Cotton Bowl Classic.
- Played an important role in rotation in the frontcourt during his basketball career, including playing in 30 games with seven starts as a senior, averaging 3.7 points and 3.3 rebounds and ranking second on the team with 22 blocked shots.

### PERSONAL:

- Attended Gosnell, Ark., High School and was all-state first-team in basketball as a junior and senior.
- Helped guide Gosnell to a 25-8 record and the 2004 3A State Tournament semifinals.
- Posted averages of 21 points, 13 rebounds, five assists and four blocks as a senior.
- Played summer basketball in China in 2005 and 2006, and also played AAU for the Arkansas Wings.
- Majored in art at Ole Miss.

### COMMUNITY:

- 2012-14 Dallas Cowboys U High School Camp.
- 2014 Draft Day/Fan Appreciation Party.
- Annual Team Holiday Hospital Visits.
- Salvation Army Angel Tree Christmas Program.
- Make-A-Wish Foundation of North Texas.

## PARNELL'S COWBOYS TOTALS

**GAMES/STARTS** (regular season, playoffs): 2011 (6/0), 2012 (16/1); 2013 (16/1). **Totals (38/2).**



# JOSEPH RANDLE

## 21 • Running Back


6-0 • 210 • 12/29/91

Oklahoma State • D5 for '13 (151st overall)

NFL: Rookie • Cowboys: Rookie

Games/Starts: 2013-13/2; Career-13/2

Postseason: 2013-0/0; Career-0/0



**PRO:** The Dallas Cowboys selected Joseph Randle in the fifth round (151st overall) of the 2013 NFL Draft to serve as the primary backup running back to starter DeMarco Murray. Randle possesses physical traits as a runner in size (6-0, 198), talent and capability as an every-down running back that mirrors Murray (6-0, 215) and gives the Cowboys much needed depth at the position. Randle started two of the 13 games he played and rushed 54 times for 164 yards and two touchdowns as a rookie. Randle starred at Oklahoma State where he finished his collegiate career eighth in school history with 3,085 rushing yards, fourth all-time in rushing touchdowns (40) and 10th in total points scored (258). He produced over 1,000 yards on the ground during each of his final two college campaigns to become only the sixth player in OSU history to post back-to-back 1,000-yard seasons. Overall, he gained 4,283 all-purpose yards including 917 receiving yards and three touchdowns on 108 receptions - 12th in program history - and 282 yards on 11 kickoffs while never missing a game in 39 contests with 31 starts.

### TRANSACTION SUMMARY:

**4/27/13:** Drafted in the fifth round (151st overall) by Dallas.

### 2013:

- Finished his first pro season with 54 carries for 164 yards and two touchdowns starting two-of-13 games.
- Caught eight passes for 51 yards, returned one kickoff seven yards and made four special teams stops.
- Made his NFL debut on special teams and posted his first career stat - one special teams tackle - at San Diego (9/29).
- Against Washington (10/13) saw his first offensive action through the second half with Murray (knee) sidelined, and rushed 11 times for 17 yards with his first career touchdown. Added two receptions for 15 yards.
- Started the first game of his career in place of Murray (knee) in the win at Philadelphia (10/20) and rushed 19 times for 65 yards and caught three passes for 28.
- At Detroit (10/27) started again in place of Murray (knee) and rushed 14 times for 26 yards and caught three passes for 18.
- Saw time as a reserve with the return of Murray against Minnesota (11/3) and rushed once for three yards and made one special teams tackle.
- Ran nine times for 53 yards with a career-long 19-yarder and a touchdown at Chicago (12/9). Also had his first career kickoff return when he took a pooch kick seven yards.

### COLLEGE:

- Named first-team All-Big 12, a 2012 Doak Walker Award semifinalist and the recipient of the Bob Fenimore Award, given to the Cowboys MVP as a junior team captain.
- Started all 13 games for the second consecutive season and finished second in the Big 12 Conference with a career-high 1,417 yards - 14th on OSU's single-season list - on 274 carries with 14 touchdowns (ninth on the Cowboys annual record chart).
- Ranked 19th nationally in overall rushing yards and was 21st in yards-per-game with 109.0.
- Ran for 1,216 yards for the 16th best season in school history and the third best total for a Cowboy sophomore while starting all 13 games.
- His 156 points scored represented the second-best season in OSU history, trailing only Barry Sanders' epic 234 points and was good for the fourth best total in the country.
- His career-high 24 rushing touchdowns were second only to Sanders' 37 for a season and ranked third nationally.
- As a true freshman, finished the regular season second on the team in rushing, fourth in receiving, second in kick returns and seventh in scoring while starting five-of-13 games.
- Compiled 452 rushing yards and two touchdowns on 82 rushes, caught 37 passes for 437 receiving yards and one touchdown, returned 11 kickoffs for 282 yards (25.64 avg.) and had one punt return for a loss of a yard to finish with 1,160 all-purpose yards.

### PERSONAL:

- Attended Southeast High School in Wichita, Kan., where he was rated the 19th-best player in the Midlands region by *SuperPrep* and the 21st-best running back in the nation by Scout.com.
- Played running back where he rushed for more than 3,600 yards during his career and defensive back.
- As a senior rushed for 12 touchdowns and 1,200 yards en route to *SuperPrep* All-America honors and all-state laurels (first-team on defense; second-team on offense).
- Earned all-league defensive honors and all-metro choice sin both his senior and junior years.
- As a track athlete, participated in the 100, 200 and 400 meters, and was a state qualifier in the long jump and triple jump.
- Was an economics major at OSU.

### COMMUNITY:

- 2013 Rookie Club presented by UnitedHealthcare.
- 2013-14 Dallas Cowboys U High School Camp.
- 2014 Project Sunshine with UnitedHealthCare.
- Annual Team Holiday Hospital Visits.
- Kickoff Luncheon.
- Make-A-Wish Foundation of North Texas.

## RANDLE'S COWBOYS TOTALS

Year Team	GP-GS	RUSHING					RECEIVING				
		No	Yds	Avg	Long	TD	No	Yds	Avg	Long	TD
2013 Dallas	13-2	54	164	3.0	19	2	8	61	7.6	13	0

## ADDITIONAL STATISTICS

Kickoff Returns – 2013 (1 for 7)  
Spec. Tms. Tackles – 2013 (3-1-4).

## SINGLE-GAME HIGHS

Rush Attempts – 19 at Philadelphia, 10/20/13  
Rushing Yards – 65 at Philadelphia, 10/20/13  
Rushing Average – 5.9 at Chicago, 12/9/13  
Rushing Touchdowns – 1 vs. Washington, 10/13/13 and at Chicago, 12/9/13  
Receptions – 3 at Philadelphia, 10/20/13  
Receiving Yards – 28 at Philadelphia, 10/20/13

## RANDLE'S CAREER GAME-BY-GAME RUSHING

Game	2013 (Dallas)					Game	2013 (Dallas), cont.				
	No	Yds	Avg	Long	TD		No	Yds	Avg	Long	TD
W-NYG 9/8						L-@ NO 11/10					
L-@ KC 9/15						W-@ NYG 11/24					
W-SIL 9/22						W-Oak 11/28					
L-@ SD 9/29						L-@ Chi 12/9	9	53	5.9	19	1
L-Den 10/6						L-GB 12/15					
W-Was 10/13	11	17	1.5	14	1	-@ Was 12/22					
W-@ Phi 10/20	19	65	3.4	12	0	-Phi 12/29					
L-@ Det 10/27	14	26	1.9	7	0	<b>Totals</b>	<b>54</b>	<b>164</b>	<b>3.0</b>	<b>14</b>	<b>2</b>
W-Min 11/3	1	3	3.0	3	0						

## CAESAR RAYFORD

## 95 • Defensive End

6-7 • 285 • 3/4/86

Washington • T(Ind)-for '13

NFL: 2nd Year • Cowboys: 2nd Year

Games/Starts: 2013-7/0; Career-7/0

Postseason: 2013-0/0; Career-0/0



**PRO:** The Dallas Cowboys sent a 2015 draft choice to the Indianapolis Colts in exchange for Caesar Rayford. As an NFL rookie, Rayford came to Dallas with six years of professional football experience after playing for the Utah Blaze (AFL), B.C. Lions (CFL) and Spokane Shock (af2). He played in seven games in his first NFL season and spent six weeks on the practice squad adjusting to the NFL, posting four tackles and a hurry.

## TRANSACTION SUMMARY:

9/3/13: Traded to Dallas for a 2015 draft choice.

5/23/13: Signed with Indianapolis.

## 2013 (Utah Blaze - AFL/Indianapolis/Dallas):

- Started the 2013 season with the Utah Blaze of the Arena Football League and posted 13 tackles, 6.0 sacks, two deflections, four forced fumbles, a fumble recovery and two blocked kicks.
- Signed with Indianapolis as a free agent on May 23.
- Finished training camp with the Colts but was traded to Dallas for a 2015 draft pick on Sept. 3.
- Made his Cowboys debut as part of the defensive line rotation in the win over St. Louis (9/22).
- Against Denver (10/6) played in the defensive line rotation and posted the first two tackles of his career.

## 2012 (Utah Blaze - AFL):

- Finished his third season with the Blaze of the Arena Football League starting 18 games and posting 21 tackles, 7.5 sacks, seven tackles for losses, three breakups, a forced fumble and a blocked kick.

## 2011 (Utah Blaze - AFL):

- In his second season in Utah, started 17-of-18 games and notched 31 stops, 10.0 sacks, 12 stops for losses, seven breakups, four fumble recoveries, three forced fumbles and an AFL single-season record five blocked kicks.

## 2010 (Utah Blaze - AFL):

- In his first season with the Blaze, tallied 16 tackles, 5.0 sacks, four breakups, two forced fumbles, two fumble recoveries and a pair of interceptions he returned for 46 yards and two touchdowns.

## 2009 (B.C. Lions - CFL/Spokane Shock - af2):

- Signed with the B.C. Lions of the Canadian Football League in the preseason but was released during training camp (June 25).
- Signed with the Spokane Shock of af2 on July 7 and played in three games with two starts, posting two tackles, a sack, two tackles for losses and two breakups as part of the af2 championship team.
- Returned to the Lions active roster on Nov. 13 and played in both playoff games, finishing with one tackle.



**2008 (B.C. Lions - CFL):**

- Spent the entire CFL season on the B.C. Lions practice squad.
- Played in 35 games at Washington and registered 13 tackles, 5.5 sacks, 5.5 tackles for losses, four pass breakups, a forced fumble and one blocked kick.
- As a senior, notched a career-best 10 tackles with 4.0 sacks in 13 games.
- Played in nine games as a junior and notched one tackle.
- Had two tackles and a half sack as a sophomore in nine games.
- Was redshirted early in true freshman year, but due to injuries played in the final six games of the season.

**COLLEGE:**

- Was a standout defensive player at Bethel High School in Spanaway, Washington and earned All-SPSL South first-team honors after posting 47 tackles, 8.0 sacks and three blocked field goals as a senior.
- Named to the *Tacoma News-Tribune's* all-area second-team squad.
- His uncle, Otis Sistrunk, was a defensive lineman for the Oakland Raiders in the 1970s.
- Majored in economic geography at Washington.

**PERSONAL:**

- 2013 The Salvation Army YET Kaboom Playground Build.
- 2013 Team Cowboys Komen Race For The Cure Drive Thru Registration.
- 2013 Salute to Service Veteran Visit to The Salvation Army.
- 2013 Early Thanksgiving Day Meal at The Salvation Army.
- 2014 Draft Day Movie Premiere.
- 2014 Draft Day/Fan Appreciation Party.
- 2014 Taste of the NFL: The Ultimate Cowboys Tailgate Party benefitting the North Texas Food Bank.
- 2014 Guest Coach at local football camp.
- Annual Team Holiday Hospital Visits.
- Kickoff Luncheon.
- Make-A-Wish Foundation of North Texas.

**COMMUNITY:**

**RAYFORD'S COWBOYS TOTALS**

Year Team	GP-GS	DEFENSE								INTERCEPTIONS				FUMBLES REC					
		ST	AT	TT	Sks-Yds	Tkl/Ls	QB Prs	PBU	FF	No	Yds	Avg	Lg	TD	No	Yds	Avg	Lg	TD
2013 Dallas	7-0	3	1	-	4	0.0(0)	0(0)	1	0	0	0	0	0	0	0	0	0	0	0

**TONY ROMO**

**9 • Quarterback**

6-2 • 230 • 4/21/80

Eastern Illinois • FA for '03

NFL: 12th Year • Cowboys: 12th Year

Games/Starts: 2013-15/15; Career-136/108

Postseason: 2013-0/0; Career-4/4



**PRO BOWLS**



**PRO:** In one of the more intriguing success stories in recent NFL history, Tony Romo ascended from the ranks of undrafted free agent - and three-year back-up quarterback - to a record setting, three-time Pro Bowl selection for the Dallas Cowboys. With 108 career regular season starts under his belt, Romo has already re-written Cowboys passing records with his stellar and unique style of quarterback play. Elusive and instinctive in the pocket, he relies on a quick release, solid arm strength and excellent accuracy. His greatest asset may be his ability to see the field and find the open receiver - regardless of whether he is in a stationary position or eluding the pass rush. With a 63-45 regular season record as the Dallas starter, Romo led the Cowboys to 13 wins in 2007 - tying the franchise record for victories in a season in his first season as the full-time starter. Along the way, he set then single-season club marks for touchdown passes (36), completions (335), yardage (4,211) and 300-yard games (seven). He first set a Dallas mark for consecutive games with a touchdown pass with 17 straight between 2006 and 2007 only to up it to 20 (2009-11). His 2008 season was not as productive as 2007 after suffering a broken finger in his throwing hand at Arizona (10/12). Despite missing three games with the injury, Romo still threw for 300-or-more yards six times - second only to his seven from 2007 - while throwing for 3,448 yards - his second consecutive 3,000-plus yard season - to become the first quarterback with back-to-back 3,000-yard seasons since Troy Aikman (1995-97). Romo's third full season as a starter eclipsed his previous two as he became the first quarterback in club history to be on the field for every snap of the season. The 2009 season saw Romo set club records for attempts (550), completions (347), passing yards (4,483) and 300-yard games (eight) while throwing a career-low nine interceptions - tied for the fourth-fewest in a season in club history among quarterbacks with at least 300 attempts. He helped guide Dallas to an 11-5 record, the club's 17th NFC East Division title and Dallas' first playoff win since 1996. The 2009 season also saw Romo top 1,500 career attempts to make him eligible for career passing records. His season was cut short in 2010 as he suffered

a broken left collarbone, which eventually landed him on Reserve/Injured on December 22, 2010. Before suffering the injury, Romo was well on his way towards another solid season completing 148-of-213 passes (69.5%) for 1,605 yards, 11 touchdowns and seven interceptions. At the time of his injury, he had a 94.9 quarterback rating that was sixth in the NFL and tops in the NFC. Romo's 2011 season was only a continuation of his progress. While working through a rib injury for most of the season that he suffered in the Week 2 matchup at San Francisco, Romo still finished the year with his third career 4,000-yard season (4,184) while also placing second in team record books with 31 touchdowns and 346 completions and third with 522 attempts. He threw for 300-or-more yards five times and had 11 multiple-touchdown games. Romo's passing numbers in 2012 only set a new ceiling for future Dallas quarterbacks as he set club records for attempts (648), completions (425) and passing yards (4,903). His 28 touchdowns also tied for fourth. Romo put together another impressive season in 2013 but missed the season finale with a back injury. In his 15 starts, Romo went 342-of-535 (63.9) for 3,828 yards, 31 touchdowns and 10 interceptions. His 31 scoring tosses marked the third time in his career and in team history a quarterback topped 30 touchdowns in a season. Along the way, he established a club record with 506 yards against Denver (10/6) and became only the fifth NFL quarterback with 500 yards and five touchdowns in a single game. Through his career, Romo tops club records for career 300-yard games (44), consecutive 300-yard games (3), 400-yard games (five), three-plus touchdown games (32), career multi-touchdown games (66), 100-plus rating games (55), career touchdowns (208), 20-plus touchdown seasons (six) and 4,000-yard seasons (4) to name a handful. For his career, Romo has completed 2,439-of-3,775 (64.6%) passes for 29,565 yards and a passer rating of 95.8. He has thrown a club-record 208 career scoring passes against 101 interceptions. He ranks second in club history in attempts, completions and passing yards. Signed by the Cowboys as an undrafted free agent in 2003, he made his first career start at the Carolina Panthers on Oct. 29, 2006, and, by December of that year, he became Dallas' first Pro Bowl quarterback since Aikman in 1996. Romo rose to prominence during a stretch in which six of his first 11 starts were nationally televised. In his first 10 regular season starts, he led the Cowboys to six victories and a playoff berth. He also led the NFL with 8.6 yards-per-pass attempt in 2006. His 95.1 quarterback rating as a first-time starter was the third-best in Cowboys history. He exceeded that mark with a 97.4 rating in 2007. After joining the Cowboys in 2003, Romo showed enough potential during training camp to become the third quarterback. He split time with Drewenson as the backup quarterback in 2004 but became the primary backup quarterback behind Drew Bledsoe throughout 2005. He also was the holder for field goals and extra points from 2004 to 2006 and volunteered to hold again in 2009.

#### TRANSACTION SUMMARY:

**3/29/13:** Signed a six-year contract extension with Dallas through 2019.

**12/22/10:** Placed on Reserve/Injured with a fractured collarbone.

**10/30/07:** Signed a seven-year contract extension with Dallas through 2013.

**8/31/06:** Signed a one-year contract with Dallas.

**5/20/05:** Signed a one-year contract with Dallas.

**5/1/03:** Signed with Dallas as a rookie free agent.

#### 2013:

- Started 15 games, missing the finale with a back injury and was fifth in the NFL in touchdowns (31), eighth in rating (96.7), ninth in completion percentage (63.9), 12th in yards (3,828), 13th in completions (342) and 14th in attempts (535).
- Notched his third 30-touchdown season while his 10 interceptions were the third-lowest figure in his career.
- Opened the season against the N.Y. Giants (9/8) completing 36-of-49 passes for 263 yards with two touchdowns, one interception and a rating of 90.8. Improved his season-opening record to 5-2 and extended his streak of consecutive games with a touchdown pass to 14.
- Threw for 298 yards on 30-of-42 passing with one touchdown at Kansas City (9/15). Extended his streak of games with a touchdown to 15.
- In the win over St. Louis (9/22), had a 137.2 rating - eighth-highest rating and 50th game with a rating of 100.0-or-better - completing 17-of-24 passes for 210 yards and three touchdowns.
- Completed 27-of-37 passes and two touchdowns with 244 yards and a 108.4 rating at San Diego (9/29). It was his 51st game with a rating above 100.0 while also extending his touchdown streak to 17 games. Reached 185 career touchdown throws to pass Mark Brunell (184) for 46th in NFL history.
- Established a club record and became the 15th passer in NFL history to top 500 yards with 506 against Denver (10/6). Also threw five touchdowns to become the fifth player to throw for 500 yards and five touchdowns in a game. Finished the game completing 25-of-36 passes with one interception and a 140.0 rating. The interception came on his 36th attempt, snapping a streak of 174 straight attempts without a pick for the second-longest streak in team history.
- Threw for 170 yards on 18-of-30 passing with one touchdown and an interception. Passed Bob Griese (3,429), Brian Sipe (3,439) and Steve Bartkowski (3,456) for 65th in passing yards in NFL history. Also extended his streak of consecutive games with a touchdown to 19 - second in his career and team history.
- In the win at Philadelphia (10/20), started his 100th career game and completed 28-of-47 (59.6) of his passes for 317 yards, one touchdown and two interceptions. Completed 2,262-of-3,478 passes for 27,485 yards and 189 touchdowns through 100 starts to place first in completions and yards, third in touchdowns and fourth in attempts among quarterbacks through 100 starts who started their career in the Super Bowl era. Tied his club record of consecutive games with a touchdown pass (20).
- Finished the game at Detroit (10/27) 14-of-30 for 206 and three touchdowns with a 102.9 rating. Passed Craig Morton (27,908) and Ken Stabler (27,938) for 51st in passing yards (27,953) and gave him the club record for consecutive games with a touchdown pass (21). His 195 career touchdowns passed Bob Griese (192) and Stabler (194) for 43rd in NFL history and he notched his 53rd career 100-rating game.
- Against Minnesota (11/3) completed 34-of-51 passes for 337 yards with two touchdowns and an interception. His 51 attempts tied for fourth in his career, his 34 completions tied for seventh and it was his 43rd 300-yard game. Passed Jeff George (2,298) and Jim Harbaugh (2,305) for 45th in league history in completions, and passed Terry Bradshaw (27,989) and Ron Jaworski to crack the top-50 in passing yards. Also moved into a tie for 38th all-time with 197 passing touchdowns and reached 20 for the season - extending his club-high and tying him with seven others for the 15th most 20-touchdown seasons.
- Completed just 10-of-28 (41.7) passes for 128 yards and a touchdown. Passed Steve Grogan (3,593) and Joe Theismann and Ken O'Brien (3,602 each) for 62nd in attempts in NFL history. Also moved into 44th in completions (2,336), passing Chris Chandler (2,328). Moved past Y.A. Tittle (28,339) for 48th in passing yards with 28,418. Extended his club record of consecutive games with a touchdown pass to 23.



- At the N.Y. Giants (11/24), completed 23-of-28 passes for 250 yards, two touchdowns and an interception. Extended his club record of consecutive games with a touchdown pass to 24 and became the 37th NFL quarterback to reach 200 career touchdown passes. Passed Archie Manning (3,642) for 61st in pass attempts with 3,648. Also passed Trent Green (28,475) and Chris Chandler (28,484) for 46th in passing yards (28,668).
- In the Thanksgiving Day win over Oakland (11/28), completed 71.9% (23-of-32) of his passes for 225 yards with one touchdown. Went 12-of-12 through the second half for his third perfect half of his career. Also reached 3,680 attempts to pass Tommy Kramer (3,651) and Jeff Garcia (3,676) for 59th in league history. Has 2,382 completions to jump John Hadl (2,363), Roman Gabriel (2,366) and Joe Ferguson (2,369) for 41st. His 28,877 passing yards moved him past Len Dawson (28,711) and Rich Gannon (28,743) for 44th. Also passed Roman Gabriel and tied Matt Hasselbeck for 35th with 201 career touchdown passes.
- Completed just 11-of-20 passes for 104 yards with three touchdowns and a 109.2 rating at Chicago (12/9) to extend his club record of consecutive games with a touchdown to 26. Upped his career total of multi-touchdown games to 64 while throwing his 204th career scoring pass to pass Jim Everett (203) for 34th all time. Also tied Bobby Layne (3,700) for 58th in career pass attempts.
- Finished the Green Bay (12/15) game completing 29-of-48 (60.4) passes for 358 yards with two touchdowns and two interceptions. Has 44 career 300-yard games and the 358 yards was eighth. Passed Jim Plunkett (3,701), Trent Green (3,740) and Len Dawson (3,741) for 55th in attempts in NFL history (3,748). Also topped 500 attempts and 300 completions for the fifth time in his career. Passed Brad Johnson (29,054) and Jake Plummer (29,253) for 42nd in passing yards (29,339) while extending his consecutive games with a touchdown pass to 27.
- Led the team from a nine-point fourth quarter deficit to a 24-23 victory at Washington (12/22) despite injuring his back in the fourth quarter. Completed 17-of-27 passes (63.9%) for 226 yards, two touchdowns and an interception. Passed Joe Namath (3,762) for 54th in attempts (3,775) and Randall Cunningham (2,429) and Sonny Jurgensen (2,433) for 39th in completions (2,439). Also has 29,565 passing yards to pass Roman Gabriel (29,444) for 41st. Upped his club record of consecutive games with a touchdown pass to 28 and topped 30 touchdowns (31) on the season for the third time in his career and in team history.
- Was Inactive/Injured (back) for the finale against Philadelphia (12/29).

**2012:**

- Started all 16 games for the second straight season - fourth overall - and threw for a club-record 4,903 yards while also setting club records for attempts (648) and completions (425) with 28 touchdowns - tied for fourth.
- Was second in the league in completions, third in attempts and yards, fifth in completion percentage (66.3), sixth in touchdowns and 10th in quarterback rating (90.5).
- Completed 22-of-29 passes for 307 yards with three touchdowns and an interception for a 129.5 rating in the opener at the N.Y. Giants (9/5). Upped his career completions total to 1,694 to move into third place in team history while his three touchdowns upped his club-best figure of three-score games to 25. His 129.5 rating was the 44th game in his career with a rating above 100.0 to tie Aikman for the most in team history.
- Went 23-of-40 for 251 yards with a touchdown at Seattle (9/16). His scoring toss was the 153rd of his career to tie Roger Staubach for third in franchise history.
- Against Chicago (10/1) tied his single-game career-high with five interceptions while finishing 31-of-43 for 307 yards with a touchdown. Upped his club record of 300-yard games to 33 while moving into third on the club's all-time passing touchdowns list with 154.
- Completed 25-of-36 passes for 261 yards with two touchdowns and an interception at Baltimore (10/14). Upped his career passing touchdown total to 156 to pass Danny White for second in team history while giving him his 50th career multi-touchdown game - a club record.
- Earned his 50th career win as a starter at Carolina (10/21), finishing 24-of-34 for 227 yards and a touchdown. Opened the game with nine consecutive completions and became just the fourth Cowboys quarterback with 50 wins, joining Staubach, White and Aikman.
- Established a club record with 62 attempts, placed second with 36 completions while passing for a then career-best (third in team history) 437 yards against the N.Y. Giants (10/28). It was his second career 400-yard outing and 34th career game with more than 300 passing yards.
- Extended his club record of 300-yard games to 35, throwing for 321 yards on 25-of-35 passes with one touchdown and a 109.3 rating at Atlanta (11/4). His 35 completions were then tied for third in franchise history.
- Finished with a 122.1 rating, completing 19-of-26 passes for 209 yards with two touchdowns at Philadelphia (11/11). It was his 51st career multiple-touchdown game and his 46th career game with a rating above 100.0 - a club record.
- Went 35-of-50 (70.0%) for 313 yards with one touchdown while being sacked a career-high seven times against Cleveland (11/18). His 50 attempts tied for fourth in his career, seventh in a game in franchise history, while his 35 completions tied for third in his career and in franchise history. He also moved past White (2,950) and Staubach (2,958) for second in attempts (2,986) in franchise history.
- On Thanksgiving Day against Washington (11/22), established a then career-high with 441 yards (third in team history), tied his career-high with 62 attempts and had his second-highest completions figure (37 - second in team history) along with three touchdowns. Had a career-long 85-yard touchdown toss which tied the ninth-longest completion in franchise history. His 441 yards gave him his second 400-yard day of the season, third of his career - both club records. His three touchdowns also tied Aikman for the club record (165).
- In the come-from-behind win against Philadelphia (12/2), completed 81.5% of his passes (22-of-27) for 303 yards, with three touchdowns and a career-best rating of 150.5. His three scoring tosses gave him 168 for his career to break a tie with Aikman for the club record of career touchdown passes. His 81.5 completion percentage was the third-highest of his career and fifth in club history. He upped his club record of 100.0 rating games to 47 while his 300-yard game marked the seventh of the season and 38th of his career. Finished the second half 10-for-10 for 169 yards with three touchdowns while completing 12 consecutive passes (two from the first half).
- Completed 25-of-43 (58.1%) passes for 268 yards with one touchdown and an interception in the come-from-behind win at Cincinnati (12/9). Topped 500 attempts on the season for the fourth time in his career - seventh in team history - while establishing a club single-season record for completions (349). Completed five straight passes to open the game, and with 12 consecutive to finish the previous game, set a club mark for consecutive completions (17). Also led Dallas to its second consecutive comeback win, giving him 17 career come-from-behind wins, upping his club record. Reached 20 touchdown passes for the fifth time in his career and became the second Cowboy (Aikman) to top 2,000 career completions.



- In the overtime win against Pittsburgh (12/16), completed 71.4% (30-of-42) of his passes for 341 yards, two touchdowns and a 111.3 rating to mark his fifth come-from-behind win of the season and 18th of his career. Established a single-season club record with 568 attempts while his 341 yards gave him his fourth career 4,000-yard season and his club-record tying eighth 300-yard game of the season. Upped his career passing yards total to 25,103 to become the 64th quarterback in NFL history to reach 25,000 yards.
- Threw for 416 yards, four touchdowns and a rating of 123.8 on 26-of-43 attempts against New Orleans (12/23). Established a single-season club record for passing yards (4,685) while becoming the first Cowboy to top 4,500 yards in a season. It was his third 400-yard outing of the season and fourth of his career - both club records - while also setting a club record with his ninth game of 300-plus yards.
- Finished the season finale at Washington (12/30) completing 20-of-37 passes for 218 yards with two touchdowns and three interceptions. Established the single-season club record for passing yards at 4,903, pass attempts (648) and completions (425) while his 28 touchdown tosses tied for fourth.

**2011:**

- Finished the season with 4,184 yards - his third career 4,000-yard season and the third time in club history a passer topped 4,000 yards. He also had the second spot in team record books and in his career with 31 touchdown passes while completing 346-of-522 passes. His 66.28 completion percentage for the year was a personal best and second in franchise history.
- Opened the season at the N.Y. Jets (9/11) 23-of-36 for 342 yards with two touchdowns and an interception. His first quarter touchdown pass extended his club record streak of consecutive games with a scoring pass to 19 while his 342 yards improved his club record of 300-yard games to 27.
- In the come-from-behind overtime win at San Francisco (9/18), threw for 345 yards and two touchdowns on 20-of-33 attempts despite suffering a rib injury early in the first quarter. Played the entire first half, missed most of the third quarter but returned to tie the game and ultimately win in overtime.
- Against Detroit (10/2) had season-highs in attempts (47), completions (34) and touchdowns (three) while throwing for 331 yards, his third 300-yard game of the season and 29th of his career.
- Completed 27-of-41 passes for 317 yards with one touchdown and an interception for an 87.1 rating at New England (10/16). It was his 30th career 300-yard outing, and he topped 18,000 career passing yards to become the fourth Dallas quarterback and 12th active NFL passer to reach the mark.
- Completed 18-of-35 passes for 203 yards with one touchdown and an interception at Philadelphia (10/30). Moved into fourth place in team history in career attempts by passing Don Meredith (2,308).
- Had a 112.2 quarterback rating, completing 19-of-31 passes for 279 yards with two touchdowns and no interceptions or sacks against Seattle (11/6). Became the fourth quarterback in team history to top 1,500 passes.
- Against Buffalo (11/13) established a club record by completing 88.5% (23-of-26) of his passes for 270 yards with three touchdowns and a rating of 148.4. Became the fourth Dallas passer to top 19,000 career passing yards and set a club-best with his 21st game with three-or-more touchdown passes. Opened the game by completing 13 straight passes to tie the longest streak of his career and third-longest streak in franchise history.
- In the overtime win at Washington (11/20), threw three touchdown passes and no interceptions with 292 yards on 23-of-37 passes. It was his third straight game without an interception to tie the second-longest streak of his career. His quarterback rating of 113.8 was his third consecutive game with a rating over 100.0 - the fourth such streak in his career.
- On Thanksgiving Day against Miami (11/24), completed 22-of-34 passes for 226 yards with two touchdowns and two interceptions. His two touchdown throws gave him 21 on the season for his fourth 20-plus touchdown season, tying him with White for the most in franchise history. He also passed 3,000 yards for the fourth time in his career to tie Aikman for the second-most in club history. His first interception snapped a streak of 128 straight passes without a pick.
- Finished the game against the N.Y. Giants (12/11) with a 141.3 quarterback rating, his highest in a loss. Threw four touchdowns with no interceptions on 21-of-31 attempts for 321 yards. He topped 20,000 yards for his career to become the fourth Cowboys quarterback and 14th active passer to reach that mark. He did it on 2,497 attempts, the second-fewest among active quarterbacks behind Ben Roethlisberger (2,490). It was his sixth career game with four touchdown passes to tie Meredith for second in club history.
- Notched his eighth game of the season with a rating over 100.0, finishing the game at Tampa Bay (12/17) with a 133.9 by completing 23-of-30 passes for 249 yards and three touchdowns. Also added a rushing score.
- Attempted just two passes before suffering a hand injury on the first possession of the game against Philadelphia (12/24).
- Despite being sacked a season-high six times in the season finale at the N.Y. Giants (1/1/12), completed 29-of-37 passes for 289 yards with two touchdowns and an interception. Finished with a 106.0 rating to give him his ninth game of the season with a 100.0-plus rating.

**2010:**

- Suffered a fractured left collarbone against the N.Y. Giants (10/25) and was eventually placed on Reserve/Injured on December 22 due to the injury.
- Prior to the injury, completed 148-of-213 passes (69.5%) for 1,605 yards, 11 touchdowns and seven interceptions. At the time of his injury, had a 94.9 quarterback rating that was sixth in the NFL and tops in the NFC.
- Combined with his output prior to the injury, Dallas' offense amassed 5,828 total yards for the seventh-highest yardage output in franchise history. Dallas also topped the 4,000 passing yard mark for the third time in four years with the third-most in club history (4,042).
- Completed 31-of-47 passes for 282 yards with one touchdown for an 89.1 quarterback rating at Washington (9/12). With his touchdown pass, extended his streak of consecutive games with a touchdown pass to 13 to break a tie with Meredith (1965-66) and Staubach (1977-78) for the third-longest streak in club history (17-Romo, 2006-07 and 16-Aikman, 1993-94).
- Threw for 374 yards against Chicago (9/19) to give him the then second-most single-game passing yards in his career behind the 392 he had at the N.Y. Giants (12/6/09). His 51 attempts were the second-most of his career behind the 55 at the N.Y. Giants (12/6/09) and his 34 completions were third behind his 41 at the N.Y. Giants (12/6/09) and 35 at Detroit (12/9/07). With his touchdown pass, he extended his streak of consecutive games with a touchdown pass to 14.
- Extended his streak of consecutive games with a touchdown to 15, third-longest streak in team history, with his two touchdown tosses to Roy Williams at Houston (9/26). Finished 23-of-30 for 284 yards with a 76.7 completion percentage and a 127.8 quarterback rating, both season-highs.
- Completed 31-of-46 passes for 406 yards, three touchdowns - including a season-long 69-yard touchdown toss - and three interceptions against Tennessee (10/10). His 406 yards marked a then career-high and the



first time he eclipsed 400 passing yards in a game. It was the first time a Dallas quarterback crossed the 400-yard mark since Aikman threw for 455 against Minnesota (11/26/98). Romo's 406 tied Meredith (at Washington, 11/13/66) for the third-most passing yards by a quarterback in a game in franchise history as he became just the third different Cowboys passer to eclipse 400 yards in a game. His three touchdown passes extended his streak of consecutive games with a touchdown pass to 16 to tie Aikman for the second-longest streak in franchise history and marked his 18th career game with three-or-more touchdown passes, breaking a tie with Staubach for the second-most games with three-or-more touchdowns. Romo's 406 yards also upped his club record of career 300-yard outings to 26, while his 46 pass attempts gave him 2,031 for his career - the fifth Dallas passer to reach 2,000 career attempts. His 406 passing yards and Felix Jones' 109 rushing yards marked the first time in club history that Dallas had a 400-yard passer along with a 100-yard rusher in a game.

- Threw three touchdowns at Minnesota (10/17) to extend his streak of consecutive games with a touchdown pass to 17, tying his club record as well as give him 19 career games with three-or-more touchdown passes - good for second in team history. Finished the game with 220 yards on 24-of-32 passes and two interceptions and rushed three times for 31 yards.
- Suffered a fractured left clavicle in the second quarter against the N.Y. Giants (10/25) and missed the remainder of the game. Was five-of-seven for 39 yards and one touchdown prior to the injury. His touchdown pass extended his streak of consecutive games with a touchdown pass to a club record 18.
- Was inactive for the remaining eight games before landing on Reserve/Injured.

**2009:**

- Finished his third season as a full time starter eighth in the NFL in passer rating (97.6), third in yards (4,483), fifth in attempts (550), seventh in completions (347), 10th in touchdown passes (26) and 12th in completion percentage (63.1) taking every snap at quarterback for the first time in his career.
- Set single-season career-bests in completions (347), attempts (550), yards (4,483), quarterback rating (97.6) and interceptions (nine).
- In the season opener at Tampa Bay (9/13), set then career-highs in passing yards (353), and long pass completion with an 80-yard touchdown toss to Patrick Crayton. Also threw a 66-yard touchdown pass to Roy Williams for the fifth-longest pass completion of his career. His 353 passing yards also increased his club record of career 300-yard games to 17 and marked his third straight 300-yard outing on opening day. He became the first quarterback in club history to win the first three season-openers of his starting career.
- Finished with 127 passing yards on 13-of-27 completions with one touchdown and three interceptions against the N.Y. Giants (9/20) in the AT&T Stadium debut. His quarterback passer rating of 29.6 marked the second-lowest of his career. He added one rush for a three-yard touchdown.
- In the thrilling overtime win at Kansas City (10/11), completed 20-of-34 passes for a 351 yards with two touchdowns. Finished with a quarterback rating of 113.7 and completion percentage of 58.8. Had a long completion of 60 yards which came in overtime on the game-winning pass to Miles Austin.
- Finished with 311 passing yards - marking back-to-back 300-yard games - on 21-of-29 attempts with three touchdowns against Atlanta (10/25). His back-to-back 300-yard games marked the third of his career and his third 300-yard game of the season, tying the third-most 300-yard games in a season in club history. His 72.4 completion percentage and 141.6 quarterback rating both marked season-highs, while the quarterback rating was the third-highest of his career behind 148.9 (vs. Tampa Bay, 11/23/06) and 141.7 (at Philadelphia, 11/4/07). He also did not throw an interception at Kansas City and again against Atlanta, marking just the second time in his career he had back-to-back games without an interception.
- Completed 21-of-36 passes for 256 yards with three touchdowns and no interceptions against Seattle (11/1). His three touchdown passes marked the third time this season and the 16th time of his career he had three-or-more touchdowns in a game - the third-most by a Cowboys quarterback. He finished with a quarterback rating of 108.1 marking his third straight game with a rating over 100.0 - his second-longest streak of games with a rating of over 100.0 (seven in 2007). Also completed passes to 10 different receivers - the first Cowboys quarterback to do so since Chad Hutchinson on 12/15/02.
- At Philadelphia (11/8) threw for 307 yards - his 20th career 300-yard outing and fourth of the season, the third-most in team history - on 21-of-34 completions with one touchdown, one interception and a rating of 88.7. His streak of attempts without an interception came to an end in the third quarter and snapped the longest streak of his career at 143 straight attempts.
- In his 50th career start, against Oakland (11/26), completed 18-of-29 passes for 309 yards with two touchdowns. It marked his 21st career 300-yard game and fifth of the season - the third-most in a season in club history. It was also his third 300-yard game on Thanksgiving Day - the most by any Cowboys quarterback. His 12 Thanksgiving Day touchdown passes are second in team history behind Danny White's 14.
- Completed 41-of-55 passes for 392 yards to establish then single-game personal bests for attempts, completions and yards at the N.Y. Giants (12/6). His 74.5 completion percentage was the best of his season. He threw three touchdowns for the fourth time this season. It was his sixth 300-yard game of the season to tie the second-most in a season in club history, and 22nd of his career. His 55 attempts ranked second in team history behind Aikman's 57 against Minnesota (11/26/98), while his 41 completions set a club record.
- Against San Diego (12/13) was 19-of-30 for 249 yards with two touchdowns and a rating of 111.7 - his third straight game with a rating over 100.0, the second such streak this season. His two touchdown passes gave him nine straight games with a touchdown - the third-longest streak of his career.
- Led the team to a 24-17 win over the previously undefeated Saints (12/19), completing 22-of-34 passes for 312 yards with one touchdown and no interceptions. Finished with a passer rating of 104.0 - his fourth consecutive game of a passer rating over 100.0, his eighth of the season and 30th of his career. Added four carries for 21 yards with a long run of 10 yards. With his one touchdown pass, he logged a touchdown in 10 consecutive games for the third-longest streak of his career. It also marked four straight games without an interception - the longest streak of his career. He upped his total to 156 consecutive passes without an interception, the longest streak of his career. Also upped his club record of 300-yard games to 23 and reached seven 300-yard games on the season tying his club record set in 2007.
- In the playoff-clinching win at Washington (12/27), completed 25-of-38 passes for 286 yards with one touchdown and one interception - snapping his interception-free streak at four consecutive games and after attempting 167 passes for the longest streak of his career and the third-longest in team history. His one touchdown toss marked his 11th consecutive game with a touchdown pass for the third-longest streak of his career. His 286 yards allowed him to pass 4,000 yards on the season (4,127), his second 4,000-yard season and the second-most in team history behind his 4,211 in 2007.
- Led the team to the NFC East Division title, completing 24-of-34 passes for 311 yards and two touchdowns



with one interception against Philadelphia (1/3/10). Finished with a rating of 106.4, his ninth game of the season with a rating over 100.0 - the second-most in a season in his career. His two touchdown passes gave him a touchdown pass in 12 consecutive games - the second-longest streak of his career, tying Meredith (1965-66) and Staubach (1977-78) for the third-longest streak in team history. His 311 passing yards upped his club record of career 300-yard games to 24 and was his eighth of the season - a single-season club record.

- Threw for 244 yards on 23-of-35 attempts with two touchdowns and a 104.9 passer rating in the Wild Card Game against Philadelphia (1/9/10). His 244 passing yards upped his career playoff passing total to 634 to pass Meredith (551) and Craig Morton (630) for the fourth-most in team history, while his 23 completions gave him 58 for his career - also good for fourth in franchise history passing Meredith (38) and Morton (49).
- Was 22-of-35 for 198 yards with one interception for a quarterback rating of 66.1 in the Divisional Playoff loss at Minnesota (1/17/10). Was sacked a postseason career-high six times.

#### 2008:

- Finished his second season as a full-time starter eighth in the NFL in passer rating (91.4), sixth in touchdown passes (26), 12th in yards (3,448), 15th in completions (276) and 16th in completion percentage (61.3) and attempts (450), playing in 13 games after breaking a finger in his throwing hand in Week 6.
- Threw for 300-or-more yards six times - second-most in a season in club history behind his seven in 2007.
- In the season-opening win at Cleveland (9/7), completed 24-of-32 passes for 320 yards - his 11th career 300-yard outing - with one touchdown and an interception.
- Threw for 300 yards for the 12th time in his career and second consecutive outing with 312 in the home-opening win against Philadelphia (9/15). Completed 21-of-30 passes to move into seventh in club annals with 919 career attempts with three touchdowns - the first was a then career-long 72-yarder to Terrell Owens.
- Became the sixth Cowboys quarterback to eclipse 8,000 career passing yards and moved past Steve Pelluer (922) for sixth on the club's all-time pass attempts list after completing 17-of-30 passes for 260 yards, one touchdown and an interception at Green Bay (9/21).
- Against Washington (9/28) completed a season-high 28 passes on a season-high 47 attempts for 300 yards - his third 300-yard game of the season, 13th of his career - to tie him with Aikman for the most 300-yard games in a career in club history.
- Finished the game against Cincinnati (10/5) with a quarterback rating of 106.2, completing 14-of-23 passes for 176 yards with three touchdowns and an interception. Became the sixth club passer to reach 1,000 career attempts, finishing the game with 1,019 for his career.
- Established a club record with his 14th career 300-yard game, throwing for 321 yards - his fourth of the season, second in club single-season history - before fracturing his pinkie finger on his throwing hand in the overtime loss at Arizona (10/12).
- Returned to the field (pinkie injury) as the starter at Washington (11/16) and led the team to a 14-10 win, completing 19-of-27 passes for 198 yards with one touchdown and two interceptions. His 198 yards gave him 9,001 for his career to become the sixth signal caller in club history to top 9,000 career passing yards. His 19 completions gave him 702 for his career - fifth in club annals.
- Threw for a season-high 341 yards - his fifth 300-yard performance of the season and 15th of his career - on 23-of-39 passes with three touchdowns against San Francisco (11/23). Surpassed 2,000 yards on the season for the second consecutive year to become the first Cowboys passer to do so since Aikman had three (1997-99). His 75-yard touchdown pass to Owens established a then career-long pass.
- In the Thanksgiving Day win over Seattle (11/27), led Dallas on four scoring drives on each of its first four possessions. Finished with three touchdown throws for the sixth time this season which also tied the third-most on Thanksgiving Day. His 331 yards were the fourth-most by a Dallas quarterback on Thanksgiving Day and his sixth 300-yard game of the season, 16th of his career.
- Threw for 244 yards on 20-of-30 passing with two touchdowns against the N.Y. Giants (12/14). His 244 yards gave him 10,127 for his career to become the sixth quarterback in franchise history to pass the 10,000-yard mark. It also gave him his second consecutive 3,000-yard season.
- Completed 24-of-45 passes for 252 yards with two touchdowns and two interceptions against Baltimore (12/20) - the final game at Texas Stadium. His 252 yards allowed him to move into fifth all-time in club history with 10,379 and his two touchdowns gave him 81 for his career - good for fifth as well.

#### 2007:

- In his first full season as a starter, turned in the most prolific year by any Dallas quarterback in club history to date and led Dallas to a club-record tying 13-3 record.
- Earned his second consecutive Pro Bowl selection and was the NFC's starting signal caller in Hawaii.
- Finished the 2007 season as the NFC's top rated passer (fifth in the NFL) with a rating of 97.4, the third-best single-season rating in club history.
- Established Dallas single-season records for touchdown passes (36), passing yardage (4,211), completions (335), 300-yard games (seven), and his completion percentage of 64.4% was the sixth-highest single-season mark in team history.
- Led the NFC in touchdown passes (second in the NFL) and yards-per-attempt (8.10 - second in the NFL). Was second in the NFC in yards (third in the NFL) and third in completion percentage (ninth in the NFL).
- Dating back to 2006, set a then club record with at least one touchdown pass in 17 consecutive games.
- In the season-opening win over the N.Y. Giants (9/9), turned in perhaps his most complete outing as a pro to date. Completed 15-of-24 passes for a then career-high 345 yards and four touchdowns with one interception. His 345 passing yards allowed him to become the third Dallas quarterback (Meredith - 1963 and Vinny Testaverde - 2004) to throw 300-or-more yards in consecutive games (had 321 yards in the 2006 season-finale against Detroit). Each one of his 15 completions went for at least 10 yards and his yards-per-attempt average of 14.38 was the third-highest single-game average by a Dallas signal caller in club history. Also added his first career rushing touchdown on a nine-yard keeper.
- At Chicago (9/23) not only notched the then second-most passing yards in his career (329), but also helped Dallas achieve a 3-0 record to start the season for the first time since 1999. Hit on 22-of-35 passes for 329 yards with two touchdowns and one interception. Romo's performance enabled him to reach 3,501 career passing yards - joining Kurt Warner (3,559) and Marc Bulger (3,534) - as the only Super Bowl era quarterbacks to pass for more than 3,500 yards in their first 13 career starts.
- In completing 21-of-33 passes for 339 yards and three touchdowns against the Rams (9/30), became the 10th Cowboys quarterback to surpass 4,000 career passing yards. His 59-yard touchdown ball to Crayton was the then longest completion of Romo's career. The performance marked his then second-highest pass-



ing yardage total for a single game and the sixth 300-yard outing of his career. Also tied the club record for 300-yard games in a season with three. Two of his biggest plays in the game came in running situations. The first involved a shotgun snap that sailed over his head and led to a long retreat and scramble for a four-yard gain to convert a third down. It put Dallas in position for Romo to run 15 yards for a touchdown with 11 seconds remaining in the first half - giving Dallas a 14-7 lead at the intermission.

- At Buffalo (10/8) battled back from a turnover-plagued game, throwing a career-high five interceptions with one fumble to finish the game strong and lead the team to victory on a last-chance drive to set up the winning field goal. In going 29-of-50 for 309 yards and two touchdowns, notched his third-consecutive 300-yard game, giving him the longest streak among Cowboys passers all-time, while also allowing him to become the franchise's all-time leader in 300-yard games in a season with four. His two touchdowns (32) helped him overtake Drew Bledsoe (30) for seventh place in team history for career touchdown passes.
- In the first half of the victory over Minnesota (10/21), completed 28-of-32 passing attempts (87.5%) for 231 yards and one touchdown and finished the day with 31 completions on 39 attempts for 277 yards and a rating of 104.8. His 31 completions established a then single-game career-high. Reached 370 career completions to pass Eddie LeBaron (359) for ninth place in team record books. His 277 passing yards raised his career total to 4,887 and move past Bledsoe (4,803) for the ninth-most passing yards in club history.
- By completing 20-of-25 passes for 324 yards in the win at Philadelphia (11/4), racked up a completion percentage of 80.0%, marking the best single-game completion percentage of the season - second-best of his career. Also threw three touchdown passes with one interception. Was his eighth career 300-yard day (third-most in club history) and fifth of the season. Also became the ninth quarterback in franchise history to reach 5,000 career passing yards.
- In the 31-20 win at the N.Y. Giants (11/11), completed 20-of-28 passes (71.4%) for 247 yards and four touchdowns. Was the third time in his career that he has thrown at least four touchdown passes (the second time this season) in a game.
- Against Washington (11/18) completed 22-of-32 passes for 293 yards and four touchdowns to Owens with one sack and one interception. Was the sixth time in his career with at least three touchdown passes in a game - the second time he has had four-or-more. Became the first quarterback in team history to throw four touchdowns in back-to-back games.
- In completing 19-of-30 passes for 309 yards and four touchdowns against Green Bay (11/29), raised his season total for touchdown passes to 33 and broke White's previous club mark of 29 (1983). His four touchdown passes also gave him the Dallas single-season record for games with at least four touchdown passes (four) - previous mark was held by Meredith (three) in 1966.
- At Detroit (12/9) completed 35-of-44 passing attempts for 302 yards and a pair of touchdowns to spark Dallas' last-minute come-from-behind 28-27 victory that clinched the club's first division title since 1998. Established a team record for consecutive games of throwing at least one touchdown pass (17) - Aikman (16) in 1993-94. Logged his seventh consecutive game with a passer rating above 100.0 - the fifth-longest streak since the passer rating system was implemented in 1973. His 35 completions were a then single-game career-best and set a club record.
- Against Philadelphia (12/16) experienced his worst career passer rating (22.2) as a starter to date and completed 13-of-36 passes for 214 yards with three interceptions. Also ended a club record streak of 17 straight games in which he had thrown at least one touchdown pass.
- At Carolina (12/22) completed 28-of-42 passes for 257 yards with one touchdown and one interception. Set a Cowboys record for passing yardage in a single season with 4,125 - eclipsing the previous mark of 3,980 that was held by White (1983). The 10-yard touchdown pass to Owens raised Romo's single-season record for touchdown passes to 36.
- In the playoff loss to the N.Y. Giants (1/13/08), Romo's second career postseason game, completed 18-of-36 passes for 201 yards, one touchdown and an interception.

#### 2006:

- After completing 69.6 percent of his passes in four preseason games, Romo's storybook regular season in 2006 had a familiar beginning - on the bench as the backup quarterback to Bledsoe.
- His role changed at halftime of the sixth game, a Monday night loss to the N.Y. Giants (10/23) at Texas Stadium. Romo replaced Bledsoe as the starter in the third quarter, beginning a whirlwind journey that ended with a Pro Bowl selection on December 19.
- Became the sixth Cowboys quarterback to make the Pro Bowl, and the first since Aikman in 1996.
- His 95.1 quarterback rating was the third-highest in club history, behind Staubach's 104.8 in 1971 and Aikman's 99.0 in 1993. It also ranked fifth in the NFL and third in the NFC.
- In his 10 regular season starts, completed 204-of-310 passing attempts (65.8 percent) for 2,641 yards and 16 touchdowns with 10 interceptions for a 96.2 rating.
- The Cowboys went 6-4 in the regular season when Romo started.
- Became the first Dallas starting quarterback to throw for more than 220 yards in his first eight career starts, a streak that was snapped in the loss to Philadelphia (12/25).
- Closed the year first in the NFL with 8.6 yards-per-passing attempt.
- Finished second in the NFL with a 65.28 completion percentage and a 5.6 touchdown percentage.
- His completion percentage was the third-best in club history, behind Aikman's 69.13 in 1993 and Aikman's 65.29 percent in 1991.
- Also threw for more than 250 yards in three consecutive games in 2006, becoming the first Cowboys quarterback to accomplish that feat since Aikman did it in the first four games of the 1993 season.
- Behind Romo's emergence, the Cowboys had one of the most productive and efficient offensive seasons in club history, scoring 425 points (26.6 points-per-game), fourth in the NFL, the most by the Cowboys since 1995, and the fourth-most by the Cowboys since the NFL went to a 16-game schedule in 1978.
- Dallas was second in the NFL with a 48.8 third down efficiency, the club's highest rating since 1980.
- Dallas averaged 360.8 total yards-per-game, fifth in the NFL in 2006 and the most by Dallas since 1995.
- The Cowboys produced two 1,000-yard receivers (Owens and Terry Glenn) and a 1,000-yard rusher (Julius Jones) in the same season for just the second time in team history.
- Before his first start in 2006, saw significant action in the fourth quarter of the win against Houston (10/15). Completed his first career pass attempt to Sam Hurd for a 33-yard gain. His second pass resulted in a two-yard touchdown by Owens.
- Replaced Bledsoe to start the second half in the Monday night loss to the N.Y. Giants (10/23) and completed 14-of-25 passes for 227 yards, two touchdowns and three interceptions. His second passing touchdown was a 53-yard pass to Crayton, the Cowboys second-longest completion of the season.

- In the nationally televised Sunday night win at Carolina (10/29), made his first start and led the team to a 35-14 victory. Went 24-of-36 passing for 270 yards, one touchdown, one interception and was sacked twice with an 86.6 quarterback rating. Became the 13th quarterback in Dallas history to earn a victory in his starting debut. His 270 passing yards were the second-most by a Cowboys quarterback who won his first start.
- In his second career start, at Washington (11/5), was 24-of-36 passing for 284 yards with no interceptions and threw for two touchdowns for the third week in a row.
- In the 27-10 win at Arizona (11/12), was named NFC Offensive Player of the Week after posting a 126.8 rating. Completed 20-of-29 passes for 308 yards and two touchdowns. Was the first 300-yard game of Romo's career. Extended his streak of consecutive passes without an interception to 94 and threw a touchdown for the fourth straight game. In the second half, was 10-of-10 passing for 144 yards and a touchdown.
- In the 21-14 win over previously undefeated Indianapolis (11/19), threw for 226 yards and completed 19-of-23 passes, an 82.6 percent completion rate, the third-best in club history. A first quarter interception snapped his streak of consecutive passing attempts without an interception at 98.
- In the Thanksgiving Day win over Tampa Bay (11/23), completed 22-of-29 passes for 306 yards and a club-record tying five touchdowns. Posted a quarterback rating of 148.9 and was named the NFC Offensive Player of the Week for the second time in three games. Became the first Dallas quarterback to throw five touchdown passes since Aikman at Washington (9/12/99) and just the ninth time in club history. From the second quarter to the fourth, Romo completed 13 consecutive passes, tying the second-longest streak in club history (14-Pelluer and Randall Cunningham).
- In November, Romo's first full month as an NFL starter, helped Dallas go 3-1 and was named the NFC Offensive Player of the Month. Completed 85-of-117 passes (72.6 percent) for 1,124 yards, nine touchdowns, one interception and a quarterback rating of 124.7 for the month.
- In the last-minute win at the N.Y. Giants (12/3), completed 20-of-34 passes for 257 yards with two interceptions. With 1:06 left in the game and the score tied 20-20, directed a six-play drive highlighted by a 42-yard completion to Witten that set Dallas up for the game-winning, 46-yard Martin Gramatica field goal with 0:06 remaining. Led Dallas on three scoring drives in the second half and each of them came after the Giants scored to tie the game.
- Against Detroit (12/31) completed 23-of-32 passes (71.9 percent) for a then career-high 321 yards, two touchdowns, and one interception for a quarterback rating of 111.6. His 56-yard touchdown pass to Owens was the longest completion of Romo's career to date and the longest reception of the season for Owens.
- In the playoff loss at Seattle (1/6/07), completed 17-of-29 passes (58.6 percent) for 189 yards and one touchdown for an 89.6 quarterback rating. His first career postseason touchdown pass was a 13-yarder that gave Dallas a 10-6 lead with 0:11 left in the first half. Guided Dallas on an eight-play, 70-yard drive in the game's final minutes to set up a potential game-winning field goal. He bobbled the snap, however, and was tackled just short of the end zone.

**2005:**

- Beat out Drew Henson in training camp to be the backup quarterback.
- In the preseason, completed 23-of-37 passes for 273 yards and one touchdown.
- Played in 16 regular season games, serving as the team's holder for place kicks.
- Against Philadelphia (10/16) took a knee on the final drive of the game to run out the clock.

**2004:**

- Was locked in a training camp battle for the backup quarterback job with Henson.
- After completing 24-of-39 passes for 250 yards, with a touchdown and two interceptions in the preseason, started the season as the backup quarterback and held the role for the first six games.
- Took over as the holder for PATs and field goals in the season opener at Minnesota (9/12).
- Became the club's full-time holder the following week against Cleveland (9/19).
- For seven games, beginning with the game against Detroit (10/31), was the team's third quarterback.
- Returned to the backup role at Philadelphia (12/19) and against Washington (12/26).
- Closed the season at the N.Y. Giants (1/2/05) as the third quarterback.

**2003:**

- Signed with the Cowboys as a rookie free agent on May 1.
- Spent the entire season as the club's third quarterback.
- In the preseason, completed nine-of-17 passes for 134 yards, one touchdown, and one interception.
- Was one-of-four rookie free agents to make the full-time roster following training camp.

**COLLEGE:**

- Capped an outstanding career at Eastern Illinois University by being named the 2002 recipient of the Walter Payton Award, given annually to the nation's top player in Division I-AA.
- Became the first player from the Ohio Valley Conference to ever win the prestigious Payton Award.
- Finished his career as the school and conference all-time leader with 85 touchdown passes.
- Was second in school history and third in conference history with 8,212 passing yards.
- Was also second in school history with 584 completions and 941 attempts.
- As a senior, set school and conference records with 258 completions (407 attempts).
- His 3,615 passing yards as a senior were the second-most in a season in conference history and third-most in school history.
- Had 34 touchdowns passes in his final collegiate campaign.
- As a junior, led Division I-AA in passing efficiency, completing 138-of-207 passes for 2,068 yards and 21 touchdowns.
- Earned All-America and All-Ohio Valley Conference honors and was named the OVC Player of the Year after his junior year.
- As a sophomore, ranked second in Division I-AA in passing efficiency, completing 164-of-278 passes for 2,583 yards and 27 touchdowns.
- Named All-America honorable mention, All-OVC, and the OVC Player of the Year following his sophomore year.

**PERSONAL:**

- Attended Burlington, Wis., High School and was a three-year letter winner in football, and was one of the best high school golfers and basketball players in the state.
- Was named to the All-Racine County basketball team alongside Los Angeles Clippers guard Caron Butler.
- Majored in communications at Eastern Illinois.
- Has attempted to qualify for the 2004, 2007, 2008, 2009 and 2010 Byron Nelson Tournaments and the 2004, 2005, 2007, 2008, 2009 and 2010 U.S. Opens - falling short in each effort.
- He and his wife, Candice, were married on May 28, 2011 and have one son, Hawkins.



**COMMUNITY:**

- 2003 Dallas Cowboys Rookie Club.
- Special movie screening of "Radio," hosted by the Cowboys for 400 youths from non-profit agencies.
- Cowboys/United Way Hometown Huddle to play Bingo with senior citizens at The Brady Center.
- FUTURES Golf Classic along with members of the local media, other Dallas-area professional athletes, and FUTURES tour players for the Boys and Girls Club of Collin County, HomeAid, City House, and Hope's Door.
- April 2007, joined teammates, Roy Williams, Terence Newman and DeMarcus Ware to attend The Salvation Army National Advisory Organizations Conference.
- Stars of Texas...Racing Against the Odds for American Diabetes Association.
- Dallas All Sports Association's Hall of Fame Luncheon.
- 2008 Poker for Pets for SPCA of Texas.
- 2008 Cowboys Youth Football Camp Guest Speaker.
- 2008 Special Guest with his father Ramiro Romo at The Baylor Health Care System Foundation EveryMan Dinner benefiting prostate cancer research, technology and community outreach.
- 2007 The Terrell Owens Catch A Dream Foundation, "December to Remember" holiday fundraiser.
- 2007 & 2008 Attended Jason Witten's Youth Football Camp in Elizabethton, Tenn.
- 2009 Chopsticks for Cowboys benefitting the Rich Behm Family Trust.
- 2011 Super Bowl XLV served as a celebrity coach alongside teammate Jason Witten at the NFL Experience Tazon Latino Celebrity Flag Football Game.
- 2012-14 Dallas Cowboys U High School Camp Head Coach.
- 2013 Dallas Cowboys Draft Day/Fan Appreciation Party.
- 2013 Early Thanksgiving Day Meal at The Salvation Army.
- 2014 Dirk Nowitzki Heroes Celebrity Baseball Game.
- Annual Team Holiday Hospital Visits.
- Salvation Army Angel Tree Christmas Program.
- Dallas Cowboys Kickoff Luncheon and Cowboys Family Cookbook benefitting Happy Hill Farm.
- Make-A-Wish Foundation - Several ONE-ON-ONE visits with children each season.

**ROMO'S COWBOYS TOTALS**

Year Team	GP-GS	PASSING									
		Att	Cmp	Pct	Yds	Yds/Att	TD	Int	Long	Sacks	Rating
2003 Dallas	0-0	0	0	0.0	0	0.0	0	0	0	0/0	0.0
2004 Dallas	6-0	0	0	0.0	0	0.0	0	0	0	0/0	0.0
2005 Dallas	16-0	0	0	0.0	0	0.0	0	0	0	0/0	0.0
2006 Dallas	16-10	337	220	65.3	2,903	8.6	19	13	56†	21/124	95.1
2007 Dallas	16-16	520	335	64.4	4,211	8.1	36	19	59†	24/176	97.4
2008 Dallas	13-13	450	276	61.3	3,448	7.7	26	14	75†	20/123	91.4
2009 Dallas	16-16	550	347	63.1	4,483	8.2	26	9	80†	34/196	97.6
2010 Dallas	6-6	213	148	69.5	1,605	7.5	11	7	69†	7/41	94.9
2011 Dallas	16-16	522	346	66.3	4,184	8.0	31	10	77	36/227	102.5
2012 Dallas	16-16	648	425	65.6	4,903	7.6	28	19	85†	36/263	90.5
2013 Dallas	15-15	535	342	63.9	3,828	7.2	31	10	82†	35/272	96.7
<b>Totals</b>	<b>136-108</b>	<b>3,775</b>	<b>2,439</b>	<b>64.6</b>	<b>29,565</b>	<b>7.8</b>	<b>208</b>	<b>101</b>	<b>851</b>	<b>213/1,422</b>	<b>95.8</b>

PLAYOFFS											
2006 Dallas	1-1	29	17	58.6	189	6.5	1	0	32	2/21	89.6
2007 Dallas	1-1	36	18	50.0	201	5.6	1	1	20	2/19	64.7
2009 Dallas	2-2	70	45	64.3	402	6.3	2	1	36	8/58	85.5
<b>Totals</b>	<b>4-4</b>	<b>135</b>	<b>80</b>	<b>59.3</b>	<b>832</b>	<b>6.2</b>	<b>4</b>	<b>2</b>	<b>36</b>	<b>12/98</b>	<b>80.8</b>

Year Team	No	Yds	Avg	Long	TD	SINGLE-GAME HIGHS
						Attempts - 62 vs. N.Y. Giants, 10/28/12 and vs. Washington, 11/22/12
2003 Dallas	0	0	0.0	0	0	
2004 Dallas	0	0	0.0	0	0	<b>Completions</b> - 41 at N.Y. Giants, 12/6/09
2005 Dallas	2	-2	-1.0	-1	0	<b>Yards</b> - 506 vs. Denver, 10/6/13
2006 Dallas	34	102	3.0	16	0	<b>Touchdowns</b> - 5 vs. Tampa Bay, 11/23/06 and vs. Denver, 10/6/13
2007 Dallas	31	129	4.2	17	2	<b>Interceptions</b> - 5 at Buffalo, 10/8/07 and vs. Chicago, 10/1/12
2008 Dallas	28	41	1.5	15	0	<b>Completion Pct.</b> 82.6 vs. Indianapolis, 11/19/06
2009 Dallas	35	105	3.0	17	1	<b>Passer Rating</b> - 150.5 vs. Washington, 12/2/12
2010 Dallas	6	38	6.3	14	0	
2011 Dallas	22	46	2.1	17	1	
2012 Dallas	30	49	1.6	15	1	
2013 Dallas	20	38	1.9	15	0	
<b>Totals</b>	<b>208</b>	<b>546</b>	<b>2.6</b>	<b>17</b>	<b>5</b>	

ADDITIONAL STATISTICS						
<b>Receptions</b> - 2010 (0 for 11 yds.), 2012 (1 for -1 yd.). <b>Totals: (1 for 10 yds.)</b>						
Year Team	No	Yds	Avg	Long	TD	
2006 Dallas	1	0	0.0	0	0	
2007 Dallas	3	17	5.7	11	0	
2009 Dallas	3	4	1.3	5	0	
<b>Totals</b>	<b>7</b>	<b>21</b>	<b>3.0</b>	<b>11</b>	<b>0</b>	

## ROMO'S 300-YARD PASSING GAMES (44 total)

506 vs. Denver, 10/6/13	345 at San Francisco, 9/18/11	321 vs. Detroit, 12/31/06	309 at Buffalo, 10/8/07
441 vs. Washington, 11/22/12	342 at N.Y. Jets, 9/9/11	321 vs. N.Y. Giants, 12/11/11	309 vs. Green Bay, 11/29/07
437 vs. N.Y. Giants, 10/28/12	341 vs. San Fran., 11/23/08	321 at Atlanta, 11/4/12	309 vs. Oakland, 11/26/09
416 vs. New Orleans, 12/23/12	341 vs. Pittsburgh, 12/16/12	320 at Cleveland, 9/7/08	308 at Arizona, 11/12/06
406 vs. Tennessee, 10/10/10	339 vs. St. Louis, 9/30/07	317 at New England, 10/16/11	307 at Philadelphia, 11/8/09
392 at N.Y. Giants, 12/6/09	337 vs. Minnesota, 11/3/13	317 at Philadelphia, 10/13/13	307 at N.Y. Giants, 9/5/12
374 vs. Chicago, 9/19/10	331 vs. Seattle, 11/27/08	313 vs. Cleveland, 11/18/12	307 vs. Chicago, 10/1/12
358 vs. Green Bay, 12/15/13	331 vs. Detroit, 10/2/11	312 at New Orleans, 12/19/09	306 vs. Tampa Bay, 11/23/06
353 at Tampa Bay, 9/13/09	329 at Chicago, 9/23/07	312 vs. Philadelphia, 9/15/08	303 vs. Philadelphia, 12/2/12
351 at Kansas City, 10/11/09	324 at Philadelphia, 11/4/07	311 vs. Philadelphia, 1/3/10	302 at Detroit 12/9/07
345 vs. N.Y. Giants, 9/9/07	321 at Arizona, 10/12/08	311 vs. Atlanta, 11/26/09	300 vs. Washington, 9/28/08

## ROMO'S CAREER GAME-BY-GAME

## 2006 (Dallas)

Date	Opp	Att	Cmp	Yds	Pct	TD	Long	Int	Sacks	Rating	W/L	Score
9/10	@ Jac										L	17-24
9/17	Was										W	27-10
10/1	@ Ten										W	45-14
10/8	@ Phi										L	24-38
10/15	Hou	2	2	35	100.0	1	33	0	0/0	158.3	W	34-6
10/23	NYG	25	14	227	56.0	2	53t	3	2/8	73.7	L	22-36
10/29	@ Car	36	24	270	66.7	1	28	1	2/12	86.6	W	35-14
11/5	@ Was	36	24	284	66.7	2	48	0	2/17	109.0	L	19-22
11/12	@ Ari	29	20	308	69.0	2	51t	0	0/0	126.8	W	27-10
11/19	Ind	23	19	226	82.6	0	33	1	1/1	89.5	W	21-14
11/23	TB	29	22	306	75.9	5	45	0	1/8	148.9	W	38-10
12/3	@ NYG	34	20	257	58.8	0	42	2	1/2	58.1	W	23-20
12/10	NO	33	16	249	48.5	1	50	2	2/18	58.8	L	17-42
12/16	@ Atl	29	22	278	75.9	2	51t	1	3/20	113.9	W	38-28
12/25	Phi	29	14	142	48.3	1	17	2	3/24	45.5	L	7-23
12/31	Det	32	23	321	71.9	2	56t	1	4/14	111.6	L	31-39
<b>Totals</b>		<b>337</b>	<b>220</b>	<b>2,903</b>	<b>65.3</b>	<b>19</b>	<b>56t</b>	<b>13</b>	<b>21/124</b>	<b>95.1</b>	<b>9-7</b>	

Date	Opp	Att	Cmp	Yds	Pct	TD	Long	Int	Sacks	Rating	W/L	Score
<b>Playoffs</b>												
1/6/07	@ Sea	29	17	189	58.6	1	32	0	2/21	89.6	L	20-21

## 2007 (Dallas)

Date	Opp	Att	Cmp	Yds	Pct	TD	Long	Int	Sacks	Rating	W/L	Score
9/9	NYG	24	15	345	62.5	4	51t	1	1/9	128.5	W	45-35
9/16	@ Mia	29	14	186	48.3	2	34t	0	1/0	92.0	W	37-20
9/23	@ Chi	35	22	329	62.9	2	35	1	3/29	100.8	W	34-10
9/30	StL	33	21	339	63.6	3	59t	1	1/8	115.6	W	35-7
10/8	@ Buf	50	29	309	58.0	2	31	5	0/0	49.9	W	25-24
10/14	NE	29	18	199	62.1	2	26	1	2/13	91.0	L	27-48
10/21	Min	39	31	277	79.5	1	24	0	3/24	104.8	W	24-14
11/4	@ Phi	25	20	324	80.0	3	53	1	0/0	141.7	W	38-17
11/11	@ NYG	28	20	247	71.4	4	50t	1	1/4	123.1	W	31-20
11/18	Was	32	22	293	68.8	4	52t	1	1/6	124.1	W	28-23
11/22	NYJ	28	21	195	75.0	2	25t	1	3/25	102.5	W	34-3
11/29	GB	30	19	309	63.3	4	48	1	0/0	123.5	W	37-27
12/9	@ Det	44	35	302	79.5	2	30	0	3/21	110.4	W	28-27
12/16	Phi	36	13	214	36.1	0	53	3	4/27	22.2	L	6-10
12/22	@ Car	42	28	257	66.7	1	24	1	0/0	81.2	W	20-13
12/30	@ Was	16	7	86	43.8	0	36	1	1/10	34.9	L	6-27
<b>Totals</b>		<b>520</b>	<b>335</b>	<b>4,211</b>	<b>64.4</b>	<b>36</b>	<b>59t</b>	<b>19</b>	<b>24/176</b>	<b>97.4</b>	<b>13-3</b>	

## Playoffs

1/13/08	N.Y. Giants	36	18	201	50.0	1	20	1	2/19	64.7	L	17-21
---------	-------------	----	----	-----	------	---	----	---	------	------	---	-------

## 2008 (Dallas)

Date	Opp	Att	Cmp	Yds	Pct	TD	Long	Int	Sacks	Rating	W/L	Score
9/7	@ Cle	32	24	320	75.0	1	35t	1	0/0	103.6	W	28-10
9/15	Phi	30	21	312	70.0	3	72t	1	0/0	123.2	W	41-37
9/21	@ GB	30	17	260	56.7	1	63	1	3/24	82.6	W	27-16
9/28	Was	47	28	300	59.6	3	26	1	0/0	90.7	L	24-26
10/5	Cin	23	14	176	60.9	3	57t	1	1/1	106.2	W	31-22
10/12	@ Ari	38	24	321	63.2	3	70t	0	3/20	113.3	L (OT)	24-30
10/19	@ StL										L	14-34
10/26	TB										W	13-9
11/2	@ NYG										L	14-35
11/16	@ Was	27	19	198	70.4	1	28	2	0/0	72.8	W	14-10
11/23	SF	39	23	341	59.0	3	75t	0	1/7	113.3	W	35-22
11/27	Sea	34	22	331	64.7	3	38	1	0/0	113.7	W	34-9
12/7	@ Pit	36	19	210	52.8	1	50	3	3/16	44.9	L	13-20
12/14	NYG	30	20	244	66.7	2	34t	0	4/23	113.8	W	20-8
12/20	BAL	45	24	252	53.3	2	35	2	2/17	66.2	L	24-33
12/28	@ Phi	39	21	183	53.8	0	35	1	3/15	55.8	L	6-44
<b>Totals</b>		<b>450</b>	<b>276</b>	<b>3,448</b>	<b>61.3</b>	<b>26</b>	<b>75t</b>	<b>14</b>	<b>20/123</b>	<b>91.4</b>	<b>9-7</b>	



ROMO'S CAREER GAME-BY-GAME, cont.

2009 (Dallas)												
Date	Opp	Att	Cmp	Yds	Pct	TD	Long	Int	Sacks	Rating	W/L	Score
9/13	@ TB	27	16	353	59.3	3	80t	0	1/9	140.6	W	34-21
9/20	NYG	29	13	127	44.8	1	26	3	0/0	29.6	L	31-33
9/28	Car	33	22	255	66.7	0	26	0	2/18	89.8	W	21-7
10/4	@ Den	42	25	255	59.5	0	53	1	5/14	67.1	L	10-17
10/11	@ KC	34	20	351	58.8	2	60t	0	1/3	113.7	W (OT)	26-20
10/25	Atl	29	21	311	72.4	3	59t	0	2/12	141.6	W	37-21
11/1	Sea	36	21	256	58.3	3	36t	0	2/7	108.1	W	38-17
11/8	@ Phi	34	21	307	61.8	1	64	1	4/25	88.7	W	20-16
11/15	@ GB	39	24	251	61.5	1	41	1	5/34	78.0	L	7-17
11/22	Was	27	15	158	55.6	1	23	1	1/6	69.7	W	7-6
11/26	Oak	29	18	309	62.1	2	49	0	2/10	121.2	W	24-7
12/6	@ NYG	55	41	392	74.5	3	32	0	2/13	112.1	L	24-31
12/13	SD	30	19	249	63.3	2	26	0	1/10	111.7	L	17-20
12/19	@ NO	34	22	312	64.7	1	49t	0	3/18	104.0	W	24-17
12/27	@ Was	38	25	286	65.8	1	69	1	1/1	86.1	W	17-0
1/3/10	Phi	34	24	311	70.6	2	40	1	2/16	106.4	W	24-0
<b>Totals</b>		<b>550</b>	<b>347</b>	<b>4,483</b>	<b>63.1</b>	<b>26</b>	<b>80t</b>	<b>9</b>	<b>34/196</b>	<b>97.6</b>	<b>11-5</b>	

Playoffs

1/9/10	Phi	35	23	244	65.7	2	36	0	2/16	104.9	W	34-14
1/17/10	@ Min	35	22	198	62.9	0	22	1	6/42	66.1	L	3-34
<b>Totals</b>		<b>70</b>	<b>45</b>	<b>442</b>	<b>64.3</b>	<b>2</b>	<b>36</b>	<b>1</b>	<b>8/58</b>	<b>85.5</b>	<b>1-1</b>	

2010 (Dallas)

Date	Opp	Att	Cmp	Yds	Pct	TD	Long	Int	Sacks	Rating	W/L	Score
9/12	@ Was	47	31	282	66.0	1	30	0	1/5	89.1	L	7-13
9/19	Chi	51	34	374	66.7	1	28	2	0/0	78.4	L	20-27
9/26	@ Hou	30	23	284	76.7	2	63t	0	0/0	127.6	W	27-13
10/10	Ten	46	31	406	67.4	3	69t	3	6/36	89.6	L	27-34
10/17	@ Min	32	24	220	75.0	3	31t	2	0/0	98.4	L	21-24
10/25	NYG	7	5	39	71.4	1	14	0	0/0	124.4	L	35-41
10/31	Jac										L	17-35
11/7	@ GB										L	7-45
11/14	@ NYG										W	33-20
11/21	Det										W	35-19
11/25	NO										L	27-30
12/5	@ Ind										W (OT)	38-35
12/12	Phi										L	27-30
12/19	Was										W	33-30
12/25	@ Ari										L	26-27
1/2/11	@ Phi										W	14-13
<b>Totals</b>		<b>213</b>	<b>148</b>	<b>1,605</b>	<b>69.5</b>	<b>11</b>	<b>69t</b>	<b>7</b>	<b>7/41</b>	<b>94.9</b>	<b>6-10</b>	

2011 (Dallas)

Date	Opp	Att	Cmp	Yds	Pct	TD	Long	Int	Sacks	Rating	W/L	Score
9/11	@ NYJ	36	23	342	63.9	2	64	1	4/16	101.9	L	24-27
9/18	@ SF	33	20	345	60.6	2	77	0	1/5	116.4	W (OT)	27-24
9/26	Was	36	22	255	61.1	0	30	1	1/5	70.9	W	18-16
10/2	Det	47	34	331	72.3	3	44	3	1/10	86.4	L	30-34
10/16	@ NE	41	27	317	65.9	1	33	1	2/17	87.1	L	16-20
10/23	StL	24	14	166	58.3	2	44	0	2/15	107.3	W	34-7
10/30	@ Phi	35	18	203	51.4	1	70t	1	4/21	66.7	L	7-34
11/6	Sea	31	19	279	61.3	2	39	0	0/0	112.2	W	23-13
11/13	Buf	26	23	270	88.5	3	58t	0	0/0	97.7	W	44-7
11/20	@ Was	37	23	292	62.2	3	59t	0	4/28	113.8	W (OT)	27-24
11/24	Mia	34	22	226	64.7	2	23	2	1/8	78.8	W	20-19
12/4	@ Ari	42	28	299	66.7	1	36	0	5/38	95.2	L (OT)	13-19
12/11	NYG	31	21	321	67.7	4	74	0	3/16	141.3	L	34-27
12/17	@ TB	30	23	249	76.7	3	28	0	2/10	133.9	W	31-15
12/24	Phi	2	0	0	0.0	0	0	0	0/0	39.6	L	7-20
1/1/12	@ NYG	37	29	289	78.4	2	34	1	6/38	106.0	L	14-31
<b>Totals</b>		<b>522</b>	<b>346</b>	<b>4,184</b>	<b>66.3</b>	<b>31</b>	<b>77</b>	<b>10</b>	<b>36/227</b>	<b>102.5</b>	<b>8-8</b>	

2012 (Dallas)

Date	Opp	Att	Cmp	Yds	Pct	TD	Long	Int	Sacks	Rating	W/L	Score
9/5	@ NYG	29	22	307	75.9	3	40t	1	2/17	129.5	W	24-17
9/16	@ Sea	40	23	251	57.5	1	26t	1	1/4	74.1	L	7-27
9/23	TB	39	25	283	64.1	0	49	1	4/24	75.1	W	16-10
10/1	Chi	43	31	307	72.1	1	25	5	1/7	60.1	L	18-34
10/14	@ Bal	36	25	261	69.4	2	35	1	1/7	97.1	L	29-31
10/21	@ Car	34	24	227	70.5	1	36	0	0/0	98.5	W	19-14
10/28	NYG	62	36	437	58.1	1	55	4	4/22	58.3	L	24-29

ROMO'S CAREER GAME-BY-GAME, cont.

2012 (Dallas), cont.												
Date	Opp	Att	Cmp	Yds	Pct	TD	Long	Int	Sacks	Rating	W/L	Score
11/4	@ Atl	35	25	321	71.4	1	65	0	1/9	109.3	L	13-19
11/11	@ Phi	26	19	209	73.0	2	49	0	3/16	122.1	W	38-23
11/18	Cle	50	35	313	70.0	1	30	0	7/56	93.2	W (OT)	23-20
11/22	Was	62	37	441	59.7	3	85t	2	2/18	84.1	L	31-38
12/2	Phi	27	22	303	81.5	3	36	0	2/9	150.5	W	38-33
12/9	@ Cin	43	25	268	58.1	1	27	1	3/29	74.6	W	20-19
12/16	Pit	42	30	341	71.4	2	29	0	1/13	111.3	W (OT)	27-24
12/23	NO	43	26	416	60.5	4	58t	0	2/10	123.8	L (OT)	31-34
12/30	@ Was	37	20	218	54.1	2	25	3	2/22	55.9	L	18-28
<b>Totals</b>		<b>648</b>	<b>425</b>	<b>4,903</b>	<b>65.6</b>	<b>28</b>	<b>85t</b>	<b>19</b>	<b>36/263</b>	<b>90.5</b>	<b>8-8</b>	
2013 (Dallas)												
Date	Opp	Att	Cmp	Yds	Pct	TD	Long	Int	Sacks	Rating	W/L	Score
9/8	NYG	49	36	263	73.5	2	23	1	2/19	90.8	W	36-31
9/15	@ KC	42	30	298	71.4	1	53	0	3/17	99.1	L	16-17
9/22	StL	24	17	210	70.8	3	24t	0	1/7	137.2	W	31-7
9/29	@ SD	37	27	246	73.0	2	34t	0	3/19	108.6	L	21-30
10/5	Den	36	25	506	69.4	5	82t	1	4/36	140.0	L	48-51
10/13	Was	30	18	170	60.0	1	17	1	1/5	72.9	W	31-16
10/20	@ Phi	47	28	317	59.6	1	26	2	2/23	69.2	W	17-3
10/27	@ Det	30	14	206	46.7	3	60t	0	0/0	102.9	L	30-31
11/3	Min	51	34	337	66.7	2	34	1	3/23	90.1	W	27-23
11/10	@ NO	24	10	128	41.7	1	44	0	3/24	72.9	L	17-49
11/24	@ NYG	38	23	234	60.5	2	24	1	4/30	84.8	W	24-21
11/28	Oak	32	23	225	71.9	1	25	0	2/17	101.7	W	31-24
12/9	@ Chi	20	11	104	55.0	3	25	0	2/14	109.2	L	28-45
12/15	GB	48	29	358	60.4	2	37	2	3/26	80.0	L	36-37
12/22	@ Was	27	17	226	63.0	2	51	1	2/12	98.7	W	24-23
12/29	Phi										L	22-24
RESERVE/INJURED-Back												
<b>Totals</b>		<b>535</b>	<b>342</b>	<b>3,828</b>	<b>63.9</b>	<b>31</b>	<b>82t</b>	<b>10</b>	<b>35/272</b>	<b>96.7</b>	<b>8-8</b>	

# ORLANDO SCANDRICK

32 • Cornerback


5-10 • 196 • 2/10/87

Boise State • D5 for '08 (143rd overall)

NFL: 7th Year • Cowboys: 7th Year

Games/Starts: 2013-16/15; Career-88/34

Postseason: 2013-0/0; Career-2/1



**PRO:** The Dallas Cowboys moved up in the fifth round to grab Orlando Scandrick with the 143rd overall pick in the 2008 NFL Draft, and he has since proven to be worth the move as a valuable contributor in the Dallas secondary and on special teams units. The former Boise State standout, who left college after only three years, has served as the nickel cornerback since his rookie season. Scandrick briefly rotated starts with Mike Jenkins for the starting cornerback spot opposite Terence Newman at the beginning of the 2009 season before settling back into the nickel cornerback role. His role expanded in 2013 as he became the starter opposite Brandon Carr, starting 15 of the 16 games he played. His career year in 2013 (70 tackles and 15 breakups) was rewarded when he signed a two-year contract extension through 2018. He comes into 2014 as one of the staples in the defensive backfield for the Cowboys.

**TRANSACTION SUMMARY:**

- 12/13/13: Signed a two-year contract extension through 2018.
- 12/8/12: Placed on Reserve/Injured with a hand injury.
- 8/25/11: Signed a five-year contract extension with Dallas through 2015.
- 4/27/08: Drafted in the fifth round (143rd overall) by Dallas.

**2013:**

- Started 15 games - the most in a season in his career - and finished with a career-best 70 tackles (fifth on the team) with a career-high 15 breakups (second), two sacks, two tackles for losses, two interceptions, a forced fumble and a blocked field goal.
- Opened the season against the N.Y. Giants (9/8) with five tackles and a breakup.
- Started in place of Claiborne (shoulder) and posted three tackles and blocked his first career kick on a 57-yard field goal try at Kansas City (9/15).
- Started against St. Louis (9/22) as the Rams opened with three receivers and tallied four tackles and a pass breakup as the defense held the Rams to just 18 first half yards.



- Started in place of Claiborne (shoulder) and tied for fourth on the squad with seven tackles at San Diego (9/29).
- Started in place of Claiborne and finished with four tackles, two breakups and his fourth career interception against Washington (10/13).
- Notched three tackles, one tackle for a loss and two breakups starting the win at Philadelphia (10/20).
- Had four tackles, four breakups and an interception in a start in the win over Minnesota (11/3) then had seven tackles at New Orleans (11/10).
- Tallied two tackles, a pass breakup and a forced fumble that was recovered by Jeff Heath and returned 50 yards for a touchdown in the win at the N.Y. Giants (11/24).
- Notched five stops and a breakup in the Monday night loss at Chicago (12/9).
- Had five tackles and a sack against Green Bay (12/15).

#### 2012:

- Played in 11 games with three starts when the club opened in its nickel package, and posted 20 tackles, two tackles for losses and six breakups.
- Broke his hand on Thanksgiving Day and ultimately landed on Reserve/Injured.
- Started the home-opening win over Tampa Bay (9/23) as the club opened in a nickel package and finished with one tackle.
- Had three tackles against Carolina (10/21) and at Atlanta (11/4).
- Notched four tackles, two breakups and two tackles for losses at Philadelphia (11/11) then three stops against Cleveland (11/18) followed by one stop on Thanksgiving Day against Washington (11/22) before leaving the game in the second quarter with a broken hand.
- Placed on Reserve/Injured on Dec. 8 and missed the remainder of the season.

#### 2011:

- Playing in 13 games with seven starts, finished eighth on the team with 53 tackles to go with two sacks, two tackles for losses, two pressures, an interception and three pass breakups.
- Opened the season with a tackle but left with a right ankle injury in the opener at the N.Y. Jets (9/11).
- Missed the next three games and returned at New England (10/16) to hold Wes Welker to six catches for 45 yards and a touchdown while making five tackles and a breakup.
- Had a season-best seven tackles at Philadelphia (10/30).
- Started in place of Jenkins (hamstring) against Seattle (11/6) and led the team with a season-best and career-high tying nine tackles with one for a loss.
- Had a tackle, a breakup and an interception in the overtime win at Washington (11/20).
- Made his first sack of the season while tying for the team lead with eight tackles to go with a breakup in the Thanksgiving Day win over Miami (11/24).
- Led the team with six tackles and had his second sack of the season in the win at Tampa Bay (12/17).
- Finished the season finale at the N.Y. Giants (1/1/12) with three tackles.

#### 2010:

- Finished his third pro season with 50 tackles, a pressure and career-bests in sacks (2.5), tackles for losses (five) and pass breakups (eight).
- Had two tackles in the season opener at Washington (9/12) followed by four more in the home opener against Chicago (9/19).
- Notched six tackles and one for a loss in the win at Houston (9/26).
- Added five stops at Minnesota (10/17) then had two tackles, a hurry and a half sack at Green Bay (11/7).
- Racked up a season-best seven tackles with one deflection in Jason Garrett's first win as interim head coach at the N.Y. Giants (11/14).
- Tallied five tackles, three pressures, two tackles for losses and a special teams stop in the win against Detroit (11/21).
- In the overtime win at Indianapolis (12/5), posted one tackle and one pass breakup - a second quarter interception off Peyton Manning that he returned 40 yards for a touchdown, his first career score.
- Notched five tackles, a sack, one tackle for a loss and one deflection against Philadelphia (12/12).
- Picked up his second full sack of the season, along with three tackles and a pass breakup against Washington (12/19).

#### 2009:

- Concluded his second pro season with 54 tackles, one sack, one tackle for loss, a quarterback pressure, one interception, seven pass breakups, a forced fumble and a fumble recovery.
- Made his first start of the season against the N.Y. Giants (9/20) and recorded five tackles and one pass breakup.
- Recorded the first interception of his career against Atlanta (10/25) along with posting five tackles and two pass breakups.
- Recovered his first career fumble against Seattle (11/1) along with two tackles and two pass breakups.
- Notched a career-best nine tackles at New Orleans (12/19).
- Picked up his first sack of the season at Washington (12/27) along with four tackles, one tackle for loss, one quarterback pressure and two forced fumbles.
- Registered three tackles in his first playoff appearance - against Philadelphia (1/9/10) in the Wild Card Playoff Game.

#### 2008:

- Finished his rookie season with 36 tackles - tops amongst Cowboys rookies - one sack and five pass breakups in 16 games played with two starts.
- Added 12 special teams tackles - good for fifth on the team and best among Cowboys rookies.
- Made his NFL debut at Cleveland (9/7) and recorded one special teams tackle.
- At Green Bay (9/21) finished second on the team with three special teams tackles.
- Saw his first extended action on defense against Cincinnati (10/5) with the injury to Newman (groin) and finished with a then season-high four tackles.
- Made his first NFL start at Arizona (10/12) as the team's third corner and recorded two tackles.
- At St. Louis (10/19) tied for the team lead with two special teams tackles and added three tackles on defense, seeing action in the nickel and dime packages.

- Led the secondary with eight tackles as the defense did not allow a touchdown against Tampa Bay (10/26).
- Started at corner as the team opened the game in its nickel package and recorded one tackle and one pressure against San Francisco (11/23). Also added one kickoff return for 22 yards.
- Finished with six tackles and one pass breakup against Seattle (11/27) as the defense held the Seahawks without a touchdown. Also added one kickoff return for a season-long 25 yards.
- Recorded his first career sack at Pittsburgh (12/7) and added two tackles and another stop on special teams.

**COLLEGE:**

- Started 38 of the 39 games he played and recorded 152 tackles, 3.5 sacks, 12.5 tackles for losses with five forced fumbles.
- Led the secondary in his final season at Boise State, helping the squad improve from the 45th ranked defense in 2006 to 26th in 2007.
- Left with a school-record seven blocked kicks, including the school's single-season record with four blocked kicks in 2007.
- As a junior, started all 13 games at left cornerback and finished with 50 tackles - three behind the line - and two forced fumbles. Also had two interceptions and seven pass deflections.
- On special teams, set a school record with four blocked kicks.
- Logged a single-game career-best 10 tackles against Wyoming.
- Started all 13 games in 2006 and finished the season fourth in tackles (52) along with 6.5 tackles for loss, 2.0 sacks, six pass breakups, two forced fumbles and an interception.
- Named a second-team Freshman All-America by Scout.com and honorable mention Freshman All-America by *The Sporting News*, starting 12 of the school's 13 games as a true freshman.
- Named WAC Special Teams Player of the Week after returning a blocked field goal for a touchdown and a blocked extra point for a two-point conversion against Hawaii.
- Finished the year seventh on the team with 50 tackles to go along with three tackles for loss, one sack, 11 pass deflections, a forced fumble and an interception he returned for a 50-yard touchdown.

**PERSONAL:**

- Was a standout two-way player at Los Alamitos, Calif., High School, playing wide receiver and defensive back.
- Also returned kicks and was named to the first-team Long Beach Dream Team and first-team All-Sunset League.
- Caught 52 passes for 832 yards and 12 touchdowns along with 54 tackles and three interceptions and 22 kickoff returns for 1,024 yards and a touchdown as a senior.
- Earned his degree in communications from Boise State.

**COMMUNITY:**

- 2008 Dallas Cowboys Rookie Club.
- 2009 & 2011 Dallas Cowboys Early Thanksgiving Day Meal at The Salvation Army.
- 2009 City of Arlington World Record in CPR Training Event at AT&T Stadium with 4,500 students.
- 2011 Super Bowl XLV Youth Football Clinics.
- 2012 NFL United Way Hometown Huddle.
- 2012 Dallas Cowboys 101 Workshop for Fans presented by State Farm.
- 2012-14 Dallas Cowboys U High School Camp.
- Annual Team Holiday Hospital Visit.
- Make-A-Wish Foundation of North Texas.
- Salvation Army Angel Tree Christmas Program.
- Dallas Cowboys Kickoff Luncheon and Cowboys Family Cookbook benefitting Happy Hill Farm.
- Dallas Cowboys Early Thanksgiving Day meal at The Salvation Army.

**SCANDRICK'S COWBOYS TOTALS**

Year Team	GP-GS	DEFENSE							INTERCEPTIONS				FUMBLES REC							
		ST	AT	TT	Sks-Yds	Tkl/Ls	QB Prs	PBU	FF	No	Yds	Avg	Lg	TD	No	Yds	Avg	Lg	TD	
2008 Dallas	16-2	25	11	-	36	1.0(-9)	0(0)	0	5	0	0	0	0	0	0	0	0	0	0	
2009 Dallas	16-4	39	15	-	54	1.0(-10)	1(-3)	1	7	2	1	0	0	0	0	0	15	15.0	15	0
2010 Dallas	16-3	41	9	-	50	2.5(-22)	5(-10)	1	10	0	1	40	40.0	40t	1	0	0	0	0	0
2011 Dallas	13-7	39	14	-	53	2.0(-14)	2(-7)	2	3	0	1	0	0	0	0	0	0	0	0	0
2012 Dallas	11-3	17	3	-	20	0.0(0)	2(-5)	0	6	0	0	0	0	0	0	0	0	0	0	0
2013 Dallas	16-15	61	9	-	70	2.0(-12)	2(-2)	0	15	1	2	0	0	0	0	0	0	0	0	0
<b>Totals</b>	<b>88-34</b>	<b>222</b>	<b>61</b>	<b>-</b>	<b>283</b>	<b>8.5(-67)</b>	<b>12(-27)</b>	<b>4</b>	<b>46</b>	<b>3</b>	<b>5</b>	<b>40</b>	<b>8.0</b>	<b>40t</b>	<b>1</b>	<b>1</b>	<b>15</b>	<b>15.0</b>	<b>15</b>	<b>0</b>

**Playoffs**

2009 Dallas	2-1	5	0	-	5	0.0(0)	0(0)	0	1	0	0	0	0.0	0	0	0	0	0.0	0	0
-------------	-----	---	---	---	---	--------	------	---	---	---	---	---	-----	---	---	---	---	-----	---	---

**ADDITIONAL STATISTICS**

**Special Teams Tackles** - 2008 (10-2-12), 2009 (5-1-6), 2010 (0-1-1), **Total 15-4-19.**

**Kickoff Returns** - 2008 (4 for 81, 20.3 avg., 20 long)

**Blocked Kick** - 2013 (1).

**SINGLE-GAME HIGHS**

**Tackles** - 9 at New Orleans, 12/19/09

**Passes Defensed** - 3 vs. Detroit, 11/21/10



**SCANDRICK'S CAREER GAME-BY-GAME DEFENSE**

Game	2008 (Dallas)		INTs				
	ST	AT	Tk/ Ls	PBU	No/ Yds	Lg	TD
W-@ Cle 9/7							
W-Phi 9/15							
W-@ GB 9/21							
L-Was 9/28							
W-Cin 10/5	4	0-4					
L-@ Ari 10/12	1	1-2					
L-@ StL 10/19	1	2-3					
W-TB 10/26	4	4-8					
L-@ NYG 11/2	2	0-2					
W-@ Was 11/16	1	1-2					
W-SF 11/23	1	0-1		1			
W-Sea 11/27	6	0-6		1			
L-@ Pit 12/7	1	1-2					
W-NYG 12/14	4	1-5			2		
L-BAL 12/20							
L-@ Phi 12/28	0	1-1					
<b>Totals</b>	<b>25</b>	<b>11-36</b>		<b>5</b>			

Game	2009 (Dallas)		INTs				
	ST	AT	Tk/ Ls	PBU	No/ Yds	Lg	TD
W-@ TB 9/13	2	1-3					
L-NYG 9/20	4	1-5		1			
W-Car 9/28	2	0-2					
L-@ Den 10/4	3	0-3					
W-KC 10/11	1	2-3					
W-Atl 10/25	2	3-5		2	1/0	0	
W-Sea 11/1	1	1-2		2			
W-@ Phi 11/8	1	0-1					
L-@ GB 11/15	1	2-3					
W-Was 11/22	5	1-6					
W-Oak 11/26	3	0-3		2			
L-@ NYG 12/6	1	0-1					
L-SD 12/13	0	1-1					
W-@ NO 12/19	7	2-9					
W-@ Was 12/27	3	1-4		1(-3)			
W-Phi 1/3/10	3	0-3					
<b>Totals</b>	<b>39</b>	<b>15-54</b>	<b>1(-3)</b>	<b>7</b>	<b>1/0</b>	<b>0</b>	

Game	2009 (Dallas), cont.		INTs				
	ST	AT	Tk/ Ls	PBU	No/ Yds	Lg	TD
W-Phi 1/9/10	3	0-3					
L-@ Min 1/17/10	2	0-2		1			
<b>Totals</b>	<b>5</b>	<b>0-5</b>		<b>1</b>			

Game	2010 (Dallas)		INTs				
	ST	AT	Tk/ Ls	PBU	No/ Yds	Lg	TD
L-@ Was 9/12	2	0-2					
L-Chi 9/19	4	0-4					
W-@ Hou 9/26	4	2-6		1(-2)			
L-Ten 10/10				1			
L-@ Min 10/17	2	3-5					
L-NYG 10/25	2	1-3					
L-Jac 10/31	1	0-1					
L-@ GB 11/7	2	0-2					
W-@ NYG 11/14	5	2-7		1			
W-Det 11/21	5	0-5		2(-4)	3		
L-NO 11/25	2	0-2		1			
W-@ Ind 12/5	1	0-1		1	1/40	40t	1
L-Phi 12/12	5	0-5		1(-3)	1		
W-Was 12/19	3	1-4		1			
L-@ Ari 12/25	2	0-2					
W-@ Phi 1/2/11	1	0-1		1(-1)	1		
<b>Totals</b>	<b>41</b>	<b>9-50</b>	<b>5(-10)</b>	<b>10</b>	<b>1/40</b>	<b>40t</b>	<b>1</b>

Game	2011 (Dallas)		INTs				
	ST	AT	Tk/ Ls	PBU	No/ Yds	Lg	TD
L-@ NYJ 9/11	1	0-1					
W-@ SF 9/18							
W-Was 9/26							
L-Det 10/2							
L-@ NE 10/16	3	2-5			1		
W-StL 10/23					1(-4)		
L-@ Phi 10/30	5	2-7					
W-Sea 11/6	7	2-9		1(-3)			
W-Buf 11/13	3	1-4					
W-@ Was 11/20							
W-Mia 11/24	4	4-8			1		
L-@ Ari 12/4	3	2-5					
L-NYG 12/11	3	0-3					
W-@ TB 12/17	5	1-6					
L-Phi 12/24	2	0-2			1		
L-@ NYG 1/1/12	3	0-3					
<b>Totals</b>	<b>39</b>	<b>14-53</b>	<b>2(-7)</b>	<b>3</b>			

Game	2012 (Dallas)		INTs				
	ST	AT	Tk/ Ls	PBU	No/ Yds	Lg	TD
W-@ NYG 9/5	1	0-1			1		
L-@ Sea 9/16	1	1-2			1		
W-TB 9/23	1	0-1					
L-Chi 10/1					1		
L-@ Bal 10/14	2	0-2					
W-@ Car 10/21	3	0-3					
L-NYG 10/28					1		
L-@ Atl 11/4	3	0-3					
W-@ Phi 11/11	3	1-4		2(-5)	2		
W-Cle 11/18	2	1-3					
L-Was 11/22	1	0-1					
W-Phi 12/2							


Game	2012 (Dallas), cont.		INTs				
	ST	AT	Tk/ Ls	PBU	No/ Yds	Lg	TD
W-@ Cin 12/9							
W-Pit 12/16							
L-NO 12/23							
L-@ Was 12/30							
<b>Totals</b>	<b>17</b>	<b>3-20</b>	<b>2(-5)</b>	<b>6</b>			

Game	2013 (Dallas)		INTs				
	ST	AT	Tk/ Ls	PBU	No/ Yds	Lg	TD
W-NYG 9/8	3	2-5			1		
L-@ KC 9/15	3	0-3					
W-StL 9/22	3	1-4			1		
L-@ SD 9/29	6	1-7					
L-Den 10/6	4	0-4					
W-Was 10/13	3	1-4		2	1/0	0	0
W-@ Phi 10/20	3	0-3		2			
L-@ Det 10/27	4	1-5		1			
W-Min 11/3	4	0-4		4	1/0	0	0
L-@ NO 11/10	6	1-7					
W-@ NYG 11/24	2	0-2		1			
W-Oak 11/28	5	1-6		1			
L-@ Chi 12/9	4	0-4		1			
L-GB 12/15	5	0-5					
W-@ Was 12/22	3	0-3		1			
L-Phi 12/29	3	1-4					
<b>Totals</b>	<b>61</b>	<b>9-70</b>		<b>15</b>	<b>2/0</b>	<b>0</b>	<b>0</b>

# GEORGE SELVIE

## 99 • Defensive End

6-4 • 270 • 3/6/87  
 South Florida • FA-for '13  
 NFL: 5th Year • Cowboys: 2nd Year  
 Games/Starts: 2013-16/16; Career-52/16  
 Postseason: 2013-0/0; Career-0/0



**PRO:** The Dallas Cowboys added George Selvie at the beginning of training camp in 2013 after several defensive linemen were felled with injuries. He came to Dallas after playing as a reserve lineman in St. Louis and Jacksonville through his first three years. In Dallas, he was thrust into a starting role, opening all 16 games for the first time in his career (had 36 appearances prior to his arrival in Dallas) and finished his year with career-highs in tackles (39) and sacks (7.0). He will enter 2014 as the incumbent starter on a new-look defensive line for the Cowboys. Selvie was originally drafted in the seventh round (226th overall) of the 2010 NFL Draft by St. Louis.

### TRANSACTION SUMMARY:

- 7/25/13:** Signed with Dallas.
- 4/2/13:** Signed with Tampa Bay as an unrestricted free agent and released (5/6).
- 10/5/11:** Cut by Carolina and signed with Jacksonville (11/15).
- 9/3/11:** Waived by St. Louis and acquired off waivers by Carolina (9/4).
- 4/28/10:** Drafted in the seventh round (226th overall) by the St. Louis Rams.

### 2013:

- In his first season in Dallas, started all 16 games for the first time in his career and finished second on the team with a career-best 7.0 sacks and was 12th with a career-high 39 tackles.
- Made his Cowboys debut and his first career start at defensive end in the opening win over the N.Y. Giants (9/8) and finished with the team's first sack of the season.
- Finished with four tackles - one for a loss - and a pair of pressures in a start at Kansas City (9/15).
- Had a tackle, sack and a pressure as part of a defense that held St. Louis (9/22) to just 18 first half yards.
- Against Denver (10/6) added two tackles, a tackle for a loss and three pressures.
- Tallied five tackles, one for a loss, and a team-high tying three pressures against Washington (10/13).
- In the win at Philadelphia (10/20), notched two tackles and two sacks - his first multi-sack game -
- Had two tackles and a sack with a forced fumble that was recovered by Nick Hayden for a touchdown in the win against Minnesota (11/3). It was his first career forced fumble.
- Notched five tackles and three pressures at New Orleans (11/10).
- Added five tackles, a sack, one tackle for loss and a pressure against Green Bay (12/15).

### 2012 (Jacksonville):

- Played in nine games for the Jaguars and finished the season with 30 tackles, one sack, three tackles for losses and seven pressures.
- Was inactive the first five games of the season with a knee injury and made his season debut at Oakland (10/21) posting two tackles.
- Notched a season-best five stops at Green Bay (10/28) then had three tackles and a sack against Detroit (11/4).
- Added four stops at Buffalo (12/2) then was inactive two games with a head injury before closing out the season at Tennessee (12/30) with a season-high tying five tackles.

### 2011 (Carolina/Jacksonville):

- After being claimed off waivers by Carolina after the final cuts, spent the first four weeks of the season with the Panthers before being released on Oct. 5.
- Signed with Jacksonville on Nov. 15 and played in the final seven games for the Jaguars.
- For the season, totaled six tackles, a half sack, one fumble recovery and two special teams tackles.
- Had his first and only tackle with the Panthers against Green Bay (9/18).
- Made his Jaguars debut on special teams at Cleveland (11/20), then saw time at defensive end against Houston (11/27), finishing with a tackle.
- Played a season-high 25 snaps against Indianapolis (1/1/12) and split one sack and recovered a fumble.

### 2010 (St. Louis):

- Played in all 16 games after becoming the St. Louis Rams seventh round (226th overall) draft choice.
- Registered 21 tackles, 1.5 sacks, three tackles for losses and one special teams tackle as a rookie.
- Made his NFL debut in the opener against Arizona (9/12) and had his first career tackles, finishing with two.
- Had his first career sack, splitting one against Seattle (10/3) before having a season-best four stops at San Francisco (11/14).

### COLLEGE:

- Started 50 of the 51 games he played at South Florida and amassed 227 tackles, 69.5 tackles for losses, 29.0 sacks, 32 pressures, nine forced fumbles and five fumble recoveries.
- Held every school game, season and career record for sacks and tackles for losses while finishing his career second in NCAA history in tackles for losses.
- In 13 starts as a senior, posted 42 tackles, 9.5 for losses, 3.5 sacks, seven pressures, one forced fumble and a fumble recovery.
- Played in 12 games with 11 starts as a junior and led the squad with 5.5 sacks, placed second with 13.5 tackles for losses while adding 43 tackles, three pressures, two fumble recoveries and a forced fumble.



- As a sophomore, started 13 games and set school records with 14.5 sacks and 31.5 tackles for lost yardage.
- Finished his redshirt freshman campaign with 13 starts and totaled 83 tackles, 15 for losses, 5.5 sacks, nine pressures, four forced fumbles and two recoveries.

**PERSONAL:**

- Was a Class 3A second-team all-state selection as a senior at Pine Forest High School in Pensacola, Fla.
- Finished his prep career with 55 tackles, six sacks and was named Super Senior by *Pensacola News Journal* while also earning Emerald Coast all-star honors.
- Majoring in sociology at South Florida.

**COMMUNITY:**

- Participated in various community outreach programs while with St. Louis and Jacksonville.
- 2013 Salute to Service Veteran Visit to The Salvation Army.
- 2013 Team Cowboys Komen Race For The Cure Drive Thru Registration.
- 2013 Early Thanksgiving Meal at The Salvation Army.
- 2014 Draft Day/Fan Appreciation Party.
- 2014 Taste of the NFL: The Ultimate Cowboys Tailgate Party benefitting the North Texas Food Bank.
- 2014 Dallas Cowboys U High School Camp.
- Annual Team Holiday Hospital Visits.
- Kickoff Luncheon.
- Make-A-Wish Foundation of North Texas.
- The Salvation Army Angel Tree Christmas Program.

**SELVIE'S NFL TOTALS**

Year Team	GP-GS	DEFENSE										INTERCEPTIONS				FUMBLES REC				
		ST	AT	TT	Sks-Yds	Tkl/Ls	QB Prs	PBU	FF	No	Yds	Avg	Lg	TD	No	Yds	Avg	Lg	TD	
2010 St. Louis	16-0	15	6	-	21	1.5(-8)	3(-8)	-	0	0	0	0	0	0	0	0	0	0	0	0
2011 Carolina	4-0	1	0	-	1	0.0(0)	0(0)	-	0	0	0	0	0	0	0	0	0	0	0	0
Jacksonville	7-0	4	1	-	5	0.5(-1)	0(0)	-	0	0	0	0	0	0	0	0	0	0	0	0
2012 Jacksonville	9-0	13	17	-	30	1.0(0)	3(-6)	-	0	0	0	0	0	0	0	0	0	0	0	0
2013 Dallas	16-16	17	22	-	39	7.0(-52)	7(-17)	22	2	1	0	0	0	0	0	0	0	0	0	0
<b>Totals</b>	<b>52-16</b>	<b>50</b>	<b>46</b>	<b>-</b>	<b>96</b>	<b>10.0(-61)</b>	<b>14(-31)</b>	<b>-</b>	<b>2</b>	<b>1</b>	<b>0</b>	<b>0</b>	<b>0</b>	<b>0</b>	<b>0</b>	<b>0</b>	<b>0</b>	<b>0</b>	<b>0</b>	<b>0</b>

**ADDITIONAL STATISTICS**

Spec. Tms. Tackles: 2010 (1), 2011 (2), Totals (3).

**TYRON SMITH****77 • Tackle**


6-5 • 320 • 12/12/90

Southern California • D1 for '11 (9th overall)

NFL: 4th Year • Cowboys: 4th Year

Games/Starts: 2013: 16/16; Career-47/47

Postseason: 2013-0/0; Career-0/0



**PRO:** For just the fourth time in team history, and first time since 1981, the Dallas Cowboys selected an offensive lineman in the first round of the draft when they picked Tyron Smith with the ninth overall pick in the 2011 NFL Draft. He also became the second-highest offensive lineman drafted in Cowboys history behind John Niland, who was selected fifth in the 1966 Draft. Smith, who started his collegiate career as a backup left tackle, eventually moved to the right side where he started the final 24 games in which he played at USC. In Smith, the Cowboys have a hard working, athletic lineman with good foot speed and the ability to stay on and finish blocks. Smith has proven himself as both an efficient run blocker and pass protector while demonstrating the ability to anchor a bull rusher and recover if he gets out of position. He stepped in and immediately took over the starting right tackle spot as a rookie, starting all 16 games he played. In his second season, Smith manned the blind side, moving to left tackle, after becoming the first rookie to start all 16 games along the offensive line since Rob Pettitt in 2005 and the third overall to do so. In 2013 Smith returned as the club's starting left tackle, and his work through the season proved he could be a dominant force on the Cowboys line as he earned his first career trip to the Pro Bowl as a starter.

**TRANSACTION SUMMARY:****4/28/11:** Drafted in the first round (ninth overall) by Dallas.**2013:**

- Had a solid season as the club's starting left tackle, opening all 16 games for the second time in his career and earned his first career Pro Bowl selection.
- Started at left tackle in the opener against the N.Y. Giants (9/8) and helped block for 331 yards on 74 plays while the offense held the ball for 37:10 in the win.

- Helped the offense rush for 193 yards, including 175 by DeMarco Murray, as Romo threw three touchdown passes in the win over St. Louis (9/22).
- Helped block for Romo against Denver (10/6), who finished with a club-record 506 yards with five touchdowns, completing 25-of-36 passes for a 140.0 rating. The offense gained 522 yards (tied for 12th in club history) and scored six touchdowns (tied for 11th).
- In the win at Philadelphia (10/20), the offense controlled the clock for 36:13 and racked up 368 yards - 74 rushing and 294 passing.
- Helped block for three Murray rushing touchdowns against Oakland (11/28). It was the first multi-rushing touchdown game by a Cowboy running back since Marion Barber had two at New Orleans (12/10/09) and the first three-score game since Julius Jones at Seattle (12/6/04).
- Blocked for a running game that racked up 198 yards on 28 carries (7.1 avg) and a passing game that garnered four touchdowns in the loss at Chicago (12/9).
- The offense racked up 466 yards (second this season) behind Murray's 134 yards (7.4) with one touchdown and Romo's 358 yards and two touchdowns against Green Bay (12/15).
- Orton started at quarterback in the finale against Philadelphia (12/29) and the line did not yield a sack on 64 snaps.

**2012:**

- Made the move to left tackle and started all 15 games he played, missing one with an ankle injury.
- Helped the offense rack up 5,994 net yards - third in a season in team history - as Tony Romo threw for a career-high and club record 4,903 yards.
- In the opener at the N.Y. Giants (9/5), made the start at left tackle for the first time in his career and helped block for a 100-yard rusher (DeMarco Murray, 131), 100-yard receiver (Kevin Ogletree, 114) and a 300-yard passer (Romo, 307).
- Helped block for the first rushing touchdown of the season - 11-yard Murray run - in the home-opening win over Tampa Bay (9/23).
- At Baltimore (10/14) helped block for 227 rushing yards, the most ever allowed by the Ravens, and the most for Dallas since rushing for 297 against St. Louis (10/23/11).
- Helped the offense control the clock for 33:37 and gain 312 yards while not allowing a sack at Carolina (10/21).
- Helped block for Romo, who threw for a then career-high 437 yards - third in team history - on a club-record 62 attempts with 36 completions - good for second in team history - against the N.Y. Giants (10/28).
- The offense gained 377 yards at Atlanta (11/4) while not turning the ball over for the first time on the season.
- Did not yield a turnover for the second consecutive week in the win at Philadelphia (11/11).
- Suffered a left ankle injury in the second quarter and missed the remainder of the game against Cleveland (11/18).
- Was active but did not play against (ankle) Washington (11/22), but returned to the starting lineup against Philadelphia (12/2) to block for Romo to throw for three touchdowns, complete 81.5% of his passes and finish with a 150.5 rating.
- Helped the offense convert 11-of-19 (57.9%) third down chances in the win at Cincinnati (12/9) before providing time for Romo to throw for his eighth 300-yard game of the season (328 yards) in the overtime win against Pittsburgh (12/16).
- Helped Romo throw for 416 yards - his third 400-yard game of the season - and four touchdowns in the overtime loss to New Orleans (12/23).

**2011:**

- Made his NFL debut at right tackle and helped Romo throw for 342 yards and a pair of touchdowns on 23-of-36 passes.
- Along with fellow 2011 draft choice Bill Nagy, it was the first time in franchise history a Cowboys team started two rookies on the offensive line in the season opener. The pair also became the seventh and eighth rookie linemen to ever start a season opener and the first since Rob Pettiti in 2005. Overall, they were the 38th and 39th rookies to start an opener for Dallas.
- Allowed time for Romo to throw for 345 yards and two touchdowns - his 20th straight game with a scoring toss and 28th career 300-yard game - in the overtime win at San Francisco (9/18).
- In the home-opening win over Washington (9/26), helped block for 125 rushing yards, including a career-best 115 yards by Felix Jones.
- Aided the offense in racking up 434 yards of offense - the club's second 400-yard game of the season - against Detroit (10/2).
- Blocked for Romo's 30th career 300-yard performance as the offense gained 377 yards of offense at New England (10/16).
- Opened holes for Murray to rush for a club-record 253 yards as the team finished with the fourth-most rushing yards in a game in team history (294) against St. Louis (10/23).
- In the win over Seattle (11/6), the line did not give up a sack for the first time on the season as Romo threw for 279 yards and a pair of touchdowns on 19-of-31 attempts.
- The offense scored a touchdown on each of its first four possessions for the first time in team history and totaled 433 yards of offense while not yielding a sack in the win over Buffalo (11/13).
- At Washington (11/20) helped block for Murray, who rushed for 73 yards, while allowing Romo to throw for 292 yards.
- The unit allowed a season-high five sacks of Romo as the quarterback threw for 299 yards on 28-of-42 passes with a touchdown in the overtime loss at Arizona (12/4).
- Against the N.Y. Giants (12/11) allowed Romo to finish with a quarterback rating of 141.3 - 21-of-31 for 321 yards and four touchdowns - while the running game racked up 139 yards on 24 attempts (5.8 avg.).
- In the Saturday night win at Tampa Bay (12/17), the offense jumped out to a 28-0 halftime lead while controlling the clock for 37:59.
- Blocked for a new quarterback in Stephen McGee against Philadelphia (12/24) after Romo was out with a hand injury following the first series. McGee finished his first action of the season 24-of-38 for 182 yards and a touchdown behind the line's effort.



**COLLEGE:**

- All-America first-team selection by *The NFL Draft Report* and rated the best offensive tackle eligible for the 2011 draft as a junior.
- Recipient of the Morris Trophy, given to the top offensive lineman in the Pac-10, based on a vote by the conference's defensive linemen.
- Consensus All-Pac 10 first-team and named USC's Offensive Lineman of the Year.
- Started 12 games at right tackle and was the only lineman in the conference to record 100 knockdowns while adding 13 touchdown-resulting blocks and yielding just one sack the entire season.
- Saw time on special teams, blocking a pair of extra point attempts.
- Helped pave the way for an offense that averaged 431.5 yards-per-game, an increase from the previous season in which the offense averaged 389.1.
- Also improved in passing touchdowns from 16 in 2009 to 28 in 2010.
- USC gained 171.4 rushing yards-per-game, an improvement from 149.5 the previous season.
- Started the first 12 games of his sophomore season and was an All-American selection by *The NFL Draft Report* and honorable mention by *College Football News*.
- Earned honorable mention All-Pac 10 Conference pick helping USC average 149.5 rushing yards-per-game, along with 24 rushing touchdowns.
- Served as the backup left tackle and played on special teams as a true freshman.
- Played in 10 games, missing only one due to injury, a sprained foot suffered prior to the game against Notre Dame.

**PERSONAL:**

- Was a two-way lineman at Rancho Verde High School in Moreno Valley, Calif., and earned numerous honors as a senior, including, *Parade*, *SuperPrep*, *PrepStar* and *Scout.com* All-America first-team.
- Consensus five-star pick who ranked 15th on the Rivals 100 list and as a junior, made Cal-Hi Sports all-state underclassmen second-team.
- Majored in public policy, management and planning at USC.

**COMMUNITY:**

- 2011 Rookie Club presented by UnitedHealthcare.
- 2012-14 Dallas Cowboys Draft Day/Fan Appreciation Party.
- 2012-14 Dallas Cowboys U High School Camp.
- 2014 Reliant Home Run Derby.
- 2014 Albertson's All Star Gala benefitting The Salvation Army and Muscular Dystrophy Association.
- Annual Holiday Hospital Visits.
- Kick Off Luncheon and Dallas Cowboys Family Cookbook benefiting Happy Hill Farm.
- Make-A-Wish Foundation of North Texas.
- Salvation Army Angel Tree Christmas Program.

**TYRON SMITH'S COWBOYS TOTALS**

**GAMES/STARTS:** 2011 (16/16), 2012 (15/15), 2013 (16/16). **Total: 47/47.**

**ANTHONY SPENCER****93 • Defensive End**


6-3 • 265 • 1/23/84

Purdue • D1 for '07 (26th overall)

NFL: 8th Year • Cowboys: 8th Year

Games/Starts: 2013-1/0; Career-91/67

Postseason: 2013-0/0; Career-3/2



**PRO:** Coming off his best season to date and first career trip to the Pro Bowl, Anthony Spencer looked to improve upon his production in 2012 as the team's tackle leader when the team switched back to the 4-3 alignment in 2013. Unfortunately for Spencer, a nagging injury prevented him from participating in training camp and the preseason. He made his 2013 debut in Week 2, and that was the last action for him as he underwent surgery on the knee a few weeks later.



He will look to return to form in 2014 as a dependable pass rusher after finishing 2012 with a career-best 106 tackles and 11.0 sacks, combining with perennial All-Pro DeMarcus Ware to give the team a pair of sack artists that each topped 10.0 sacks for the fifth time in team history. Spencer finished 2011 fourth on the team with 74 tackles while finishing second with 6.0 sacks, first with four forced fumbles and second with 31 pressures. He started all 16 games for the second straight season in 2010 and set a then career-high in tackles with 105, while finishing second to Pro Bowler Ware in sacks (5.0) and pressures (14) and tying for the team lead with two forced fumbles. Spencer took over a starting role in 2009 with the departure of Greg Ellis via free agency. In his first season as a starter, Spencer started all 16 regular season games and both playoff games to finish with then career-highs in tackles (98 – third on the team), sacks (6.0 – tied for second), pressures (36 – second on the team) and tackles for losses (nine - team-best) to go along with his first career interception. Spencer was a solid choice as the 26th pick in the first round of the 2007 NFL Draft and played in all 16 games with six starts as a rookie. He saw time in 12 games in his second season, missing time due to injury.

## TRANSACTION SUMMARY:

- 4/26/14 Signed a one-year contract with Dallas.  
 9/25/13 Placed on Reserve/Injured with a knee injury  
 3/12/13: Signed franchise tender.  
 4/23/12: Signed franchise tender.  
 4/28/07: Drafted in the first-round (26th overall) by Dallas.

## 2013:

- Missed all of training camp and the preseason with a knee injury. Returned in Week 2 but was Inactive/Injured (knee) for the Week 3 contest. Was placed on Reserve/Injured (knee) on Sept. 25 after undergoing surgery.
- Returned to the field in a reserve role at Kansas City (9/15) after missing the opener (knee) and notched two tackles and two pressures.

## 2012:

- Started all 14 games he played, missing two with a shoulder injury, and led the team with a career-best 106 tackles, while establishing a career-best with 11.0 sacks and finishing second in tackles for loss (eight) and pressures (26) en route to his first career Pro Bowl as an injury replacement.
- Teamed with Ware (11.5) to give Dallas its fifth sack duo to each top 10.0 sacks in a season.
- Finished second on the team in the opener at the N.Y. Giants (9/5) with nine tackles along with a tackle for a loss and a pressure.
- Had his fifth career multiple-sack game with two takedowns at Seattle (9/16) while also tying his career-high with 10 tackles along with six pressures and a pass breakup.
- Finished third on the squad with a career-high tying 10 tackles along with a pair of pressures and a tackle for a loss in the home-opening win over Tampa Bay (9/23).
- Inactive against Chicago (10/1) and at Baltimore (10/14) with a shoulder injury and returned at Carolina (10/21) to the tune of nine tackles (second on the team), one sack and three pressures.
- Had six stops and a pressure against the N.Y. Giants (10/28) then had five and one stop for a loss at Atlanta (11/4).
- Finished with four tackles and split a sack with Ware, forcing a fumble on the takedown that was recovered by Jason Hatcher in the end zone for a touchdown, at Philadelphia (11/11).
- Notched six tackles, a sack, one tackle for a loss, a pass breakup, one fumble and a fumble recovery against Cleveland (11/18).
- Led the team with 10 tackles - his third double-digit tackle game - with two pressures and a pair of sacks on Thanksgiving Day against Washington (11/22). His two sacks was his sixth career multi-sack game and gave him three consecutive games with at least a half sack - the third such streak of his career.
- Was second on the squad with eight tackles to go with one tackle for a loss and a breakup against Philadelphia (12/2).
- Had a team and career-high 11 tackles, three pressures and two sacks in the win at Cincinnati (12/9). It was his third multi-sack game of the season and the seventh of his career. Upped his single-season career-high sack total to 8.5.
- In the overtime win against Pittsburgh (12/16), had four tackles, three pressures and 1.5 sacks - his fourth multi-sack game of the season. It also gave him 10.0 sacks on the year, improving his season-best, and gave Dallas its fifth sack duo with 10-or-more sacks apiece.
- Finished the overtime loss against New Orleans (12/23) with six stops, one for a loss, two pressures and a deflection.
- Closed out the season at Washington (12/30) with eight stops, one sack and two stops for losses.

## 2011:

- Finished fourth on the team with 74 tackles, second with six sacks, tied for first with eight tackles for losses, first with four forced fumbles and second with 31 pressures, starting 15 of the 16 games he played.
- Had three tackles, two pressures, a forced fumble and a sack in the season opener at the N.Y. Jets (9/11).
- In the overtime win at San Francisco (9/18), notched five tackles, one for a loss and a sack. It was the second time in his career he had a sack in consecutive games.
- Finished the home-opening win over Washington (9/26) with four tackles, a pressure and sack/forced fumble on the Redskins final attempt to win the game. The fumble was recovered by Sean Lee to seal the win. Spencer's sack gave him four straight games with a sack - the longest streak of his career.
- Added five tackles, one for a loss, and two breakups against Detroit (10/2), then a season-best seven tackles along with two pressures and a breakup at New England (10/16).
- Had five tackles, a sack and a season-best four pressures while blocking his first career field goal against Seattle (11/6).
- Notched four tackles, one for a loss and a pressure in the overtime win at Washington (11/20).
- Tied for the team lead with a season-best eight tackles with a sack, two tackles for losses, a pressure and a deflection in the Thanksgiving Day win over Miami (11/24).
- Had five tackles, one for a loss, a pressure and a sack in the overtime loss at Arizona (12/4).
- Tied for second on the team with five tackles and forced a first quarter fumble that was recovered by Bradie James, leading to Dallas' first touchdown in the win at Tampa Bay (12/17).
- Tied for the team lead against Philadelphia (12/24) with six tackles and led the unit with two tackles for losses.

## 2010:

- Started all 16 games for the second time in his career and finished with a then career-high 105 tackles (fourth on the team), 5.0 sacks (second), 14 pressures (second), one tackle for loss, two pass breakups, two forced fumbles and two fumble recoveries.
- Recorded three tackles and one pressure at Washington (9/12) as the defense held the Redskins offense without a touchdown for the third consecutive game.
- Tied for third on the team with seven tackles and recorded his first sack against Chicago (9/19) while helping hold the Bears offense to one-of-11 on third down (9.1%) - the lowest since the defense held the N.Y. Giants to one-of-11 (10/16/05 - OT).
- Recorded six tackles, two pressures and a forced fumble that was recovered by Terence Newman leading to a field goal at Houston (9/26).
- Had nine tackles against the N.Y. Giants (10/25).
- Notched six tackles, one tackle for loss, one sack and two pressures against Jacksonville (10/31).
- Posted a season-high 10 tackles - third on the team - and added one pressure at Green Bay (11/7).



- Added eight tackles and recovered a fumble at the N.Y. Giants (11/14).
- Recorded eight tackles and one pressure against Detroit (11/21).
- Tied for the team lead with eight tackles and added one pass breakup at Arizona (12/25) as the defense held the Cardinals to just two-of-11 (18.2%) on third downs.
- Finished with seven tackles, one pressure, one forced fumble and two sacks to tie his single-game career-high and give him his fourth career multi-sack game, at Philadelphia (1/2/11).

**2009:**

- Started all 16 games for the first time in his career and had then career-highs in tackles (98 - third on the team), sacks (6.0 - third on the team), pressures (36 - second on the team) and a team-best nine tackles for losses.
- In the season-opening win at Tampa Bay (9/13), had five tackles and a pressure before notching four tackles, a pass breakup and two tackles for loss in the AT&T Stadium opener against the N.Y. Giants (9/20).
- Had four tackles, two pressures and a break up against Carolina (9/28) - Dallas' first win at AT&T Stadium.
- In the overtime win at Kansas City (10/11), had five tackles, two tackles for losses and three pressures.
- Tied for third on the team with eight tackles with one pressure against Atlanta (10/25).
- In the win against Seattle (11/1), was in on three tackles with four pressures and two breakups.
- Tallied a career-best 10 tackles with two for losses and a pressure at Green Bay (11/15).
- Added nine tackles, two pressures, two breakups and the first interception of his career to help preserve the win against Washington (11/22).
- Tied for second on the team with a season-high 10 tackles while leading the defense with 2.0 sacks - his first career multiple-sack game and his first sacks of the season - in the Thanksgiving Day win over Oakland (11/26).
- Led the team with two tackles behind the line of scrimmage and a career-best five pressures with a forced fumble and six tackles at the N.Y. Giants (12/6).
- Had eight tackles and four pressures against San Diego (12/13) before tacking on seven tackles, 1.5 sacks, three pressures, a breakup and a fumble recovery at previously undefeated New Orleans (12/19).
- Had five tackles and half a sack as Dallas clinched a playoff berth in the shutout win at Washington (12/27).
- Had five tackles, two sacks, two pressures and a forced fumble in the season finale against Philadelphia (1/3/10) as the Cowboys posted back-to-back shutouts for the first time in franchise history and claimed their 17th NFC East Division crown.
- In the Wild Card Playoff Game against Philadelphia (1/9/10) had three tackles, one sack, a tackle for a loss, a pass breakup and three pressures as he made his first career postseason start and Dallas claimed its first playoff win since 1996.
- Had a postseason career-high 14 tackles with a sack, two tackles for a loss and a pressure in the Divisional Playoff loss at Minnesota (1/17/10).

**2008:**

- Played in 12 games to tally 59 tackles, 1.5 sacks, six quarterback pressures, one pass breakup and a fumble recovery.
- Also made seven special teams tackles.
- Underwent knee surgery on Aug. 20 and missed the rest of the preseason.
- Made his season debut against Philadelphia (9/15) to the tune of two tackles.
- Had his first career kickoff return for 18 yards against Washington (9/28) after recovering a pop-up kick from Shaun Suisham while also contributing two special teams tackles.
- Recorded two tackles and a fumble recovery against Cincinnati (10/5).
- At Arizona (10/12) posted three tackles before suffering a hamstring injury.
- Returned to action at the N.Y. Giants (11/2) after missing the previous two games (hamstring) and notched eight tackles and one quarterback pressure.
- Registered three tackles, one sack and a quarterback pressure against San Francisco (11/23).
- Finished with eight tackles and a half sack against the N.Y. Giants (12/14).
- Posted a season-best nine tackles and two quarterback pressures against Baltimore (12/14).
- Tied a season-high with nine tackles at Philadelphia (12/28).

**2007:**

- Started the first six games of the season to become the fourth Dallas rookie linebacker to start a season-opener (Lee Roy Jordan-1963, Robert Jones-1992, Ware-2005) and played in all 16 games at linebacker.
- Tallied 27 tackles, 3.0 sacks (tied for fourth on team), three tackles for loss and 11 special teams tackles.
- Made his NFL debut as the starter at outside linebacker in place of Ellis against the N.Y. Giants (9/9) and tied for the team lead in quarterback pressures with two and added four tackles.
- Recorded the first sack of his career along with two tackles, one tackle for a loss and one special teams stop at Chicago (9/23).
- Posted eight tackles and one tackle for a loss at Buffalo (10/8).
- Had his second sack of the year along with one tackle, one pass breakup and two stops on special teams at the N.Y. Giants (11/11).
- Against Philadelphia (12/16) recorded two tackles, a sack, one pressure, one forced fumble and two special teams tackles.
- In his postseason debut against the N.Y. Giants (1/13/08), posted one tackle and a stop on special teams.

**COLLEGE:**

- Started 36-of-47 games at Purdue, recording 155 tackles (106 solos), two fumble recoveries, 13 pass deflections and a blocked kick.
- Ranked fifth in school history with 21.0 sacks and seventh with 44 tackles for a loss. His 11 forced fumbles ranked second in school history.
- Earned first-team All-American honors from *The NFL Draft Report*, second-team honors from Rivals.com and the Walter Camp Football Foundation, third-team honors from The Associated Press and honorable mention from *Pro Football Weekly*.
- Was a finalist for the Ted Hendricks Award, given to the top defensive end in the nation, and a quarterfinalist for the Lott Trophy, given to the defensive impact player of the year.
- Defensive co-captain as a senior at strongside defensive end, ranking second on the team with a career-high 93 tackles (69 solos) and led the team with 10.5 sacks - good for seventh in school history.
- Also added 26.5 tackles for a loss, first in the Big Ten - second in the nation, second in school history and fifth in Big Ten history. Also had five quarterback pressures, one blocked kick, six pass deflections, five forced fumbles, and one fumble recovery.
- Started all 11 games at strongside defensive end as a junior and posted 23 tackles (16 solos), three sacks,

7.5 tackles for a loss, three forced fumbles, one fumble recovery and one pass deflection.

- As a sophomore, was named to Ted Hendricks Award watch list and went on to earn All-Big Ten Conference honorable mention from the league's coaches and media. Started every game and tied for the conference lead with three forced fumbles along with 33 tackles (18 solos), 7.5 sacks, 9.5 tackles for a loss and deflected six passes.
- Appeared in 10 games as a reserve defensive end, but mostly played on special teams as a redshirt freshman, and finished with six tackles.

**PERSONAL:**

- Was a three-year starter at nose guard and fullback at Bishop Luers High School in Fort Wayne, Ind.
- Was a two-time all-state and three-time all-area and all-conference selection. Named the *Indianapolis Star's* Defensive Lineman of the Year as a senior, when his team won the Class 2A state championship.
- Posted 65 tackles, 24 tackles for a loss, 7.0 sacks, seven fumble recoveries and one interception. As a fullback, rushed for more than 600 yards and 13 touchdowns, averaging 9.1 yards-per-carry. Closed his career as the school's record holder with 73 tackles for a loss and 27.0 sacks.
- Also lettered twice in basketball.
- Majored in African-American studies at Purdue and minored in law society.
- He and his wife, Dawn, were married in March, 2013.

**COMMUNITY:**

- 2007 Dallas Cowboys Rookie Club.
- 2011 Participated in The Salvation Army Red Kettle Campaign, volunteering to ring a bell to raise donations.
- 2012 Dallas Cowboys Draft Day/Fan Appreciation Party.
- 2012 Taste of the NFL: The Ultimate Cowboys Tailgate Party benefiting North Texas Food Bank.
- 2012-14 Dallas Cowboys U High School Camp.
- Annual team Holiday Hospital Visits.
- Salvation Army Angel Tree Christmas Program.
- Dallas Cowboys Kickoff Luncheon and Cowboys Family Cookbook benefiting Happy Hill Farm.

**SPENCER'S COWBOYS TOTALS**

Year Team	GP-GS	DEFENSE										INTERCEPTIONS				FUMBLES REC				
		ST	AT	TT	Sks-Yds	Tkl/Ls	QB Prs	PBU	FF	No	Yds	Avg	Lg	TD	No	Yds	Avg	Lg	TD	
2007 Dallas	16-6	14	14	- 28	3.0(-24)	3(-10)	7	0	1	0	0	0	0.0	0	0	0	0.0	0	0	0
2008 Dallas	12-0	24	35	- 59	1.5(-11)	0(0)	6	1	0	0	0	0	0.0	0	0	0.0	0	0	0	0
2009 Dallas	16-16	64	34	- 98	6.0(-59)	9(-21)	36	7	2	1	-3	-3.0	-3	0	2	0	0.0	0	0	0
2010 Dallas	16-16	62	43	- 105	5.0(-34)	1(-1)	14	2	2	0	0	0.0	0	0	1	0	0.0	0	0	0
2011 Dallas	16-15	57	17	- 74	6.0(-22)	8(-14)	31	2	4	0	0	0.0	0	0	0	0	0.0	0	0	0
2012 Dallas	14-14	78	28	- 106	11.0(-82)	8(-19)	26	4	2	0	0	0.0	0	0	1	0	0.0	0	0	0
2013 Dallas	1-0	2	0	- 2	0.0(0)	0(0)	2	0	0	0	0	0.0	0	0	0	0	0.0	0	0	0
<b>Totals</b>	<b>91-67</b>	<b>301</b>	<b>171</b>	<b>- 472</b>	<b>32.5(-232)</b>	<b>29(-65)</b>	<b>122</b>	<b>16</b>	<b>11</b>	<b>1</b>	<b>-3</b>	<b>-3.0</b>	<b>-3</b>	<b>0</b>	<b>5</b>	<b>0</b>	<b>0.0</b>	<b>0</b>	<b>0</b>	<b>0</b>
<b>Playoffs</b>																				
2007 Dallas	1-0	1	0	- 1	0.0(0)	0(0)	1	0	0	0	0	0.0	0	0	0	0	0.0	0	0	0
2009 Dallas	2-2	11	6	- 17	2.0(-12)	3(-4)	5	1	0	0	0	0.0	0	0	0	0	0.0	0	0	0
<b>Totals</b>	<b>3-2</b>	<b>12</b>	<b>6</b>	<b>18</b>	<b>2.0(-12)</b>	<b>3(-4)</b>	<b>6</b>	<b>1</b>	<b>0</b>	<b>0</b>	<b>0</b>	<b>0.0</b>	<b>0</b>	<b>0</b>	<b>0</b>	<b>0</b>	<b>0.0</b>	<b>0</b>	<b>0</b>	<b>0</b>

**SINGLE-GAME HIGHS**

- Tackles** - 11 at Cincinnati, 12/9/12  
**Playoffs** - 14 at Minnesota, 1/17/10  
**Sacks** - 2.0 vs. Oakland, 11/26/09, vs. Philadelphia, 1/3/10, at Philadelphia, 1/21/11 at Seattle, 9/16/12, and vs. Washington, 11/22.  
**Pressures** - 6 at Seattle, 9/16/12

**ADDITIONAL STATISTICS**

- Special Teams Tackles** - 2007 (11), 2008 (7). **Totals: 18.**  
**Playoffs** - 2007 (1).  
**Kickoff Returns** - 2008 (1 for 18 yds.).

**SPENCER'S CAREER GAME-BY-GAME  
DEFENSE**

Game	2007 (Dallas)										2008 (Dallas)									
	ST	AT	TT	Sks-Yds	Tkl/Ls	QB Prs	PBU	Game	ST	AT	TT	Sks-Yds	Tkl/Ls	QB Prs	PBU					
W-NYG 9/9	1	3	- 4				2	W-@ Cle 9/7												
W-@ Mia 9/16	2	2	- 4		1(-5)			W-Phi 9/15	1	1	- 2									
W-@ Chi 9/23	0	2	- 2	1.0(-10)	1(-4)			W-@ GB 9/21												
W-SIL 9/30	1	0	- 1					L-Was 9/28								1				
W-@ Buf 10/8	6	2	- 8		1(-1)	1		W-Cin 10/5	0	2	- 2									
L-NE 10/14	1	0	- 1					L-@ Ari 10/12	3	0	- 3									
W-Min 10/21								L-@ STL 10/19												
W-@ Phi 11/4	0	3	- 3					W-TB 10/26												
W-@ NYG 11/11	1	0	- 1	1.0(-12)		1		L-@ NYG 11/2	4	4	- 8					1				
W-Was 11/18	0	1	- 1					W-@ Was 11/16	1	0	- 1									
W-NYJ 11/22								W-SF 11/23	1	2	- 3	1.0(-9)				1				
W-GB 11/29						2		W-Sea 11/27	2	5	- 7									
W-@ Det 12/9								L-@ Pit 12/7	3	4	- 7					1				
L-Phi 12/16	2	0	- 2	1.0(-2)		1		W-NYG 12/14	2	6	- 8	0.5(-2)								
W-@ Car 12/22								L-BAL 12/20	4	5	- 9					2				
L-@ Was 12/30	0	1	- 1					L-@ Phi 12/28	3	6	- 9									
<b>Totals</b>	<b>14</b>	<b>14</b>	<b>- 28</b>	<b>3.0(-24)</b>	<b>3(-10)</b>	<b>7</b>		<b>Totals</b>	<b>24</b>	<b>35</b>	<b>- 59</b>	<b>1.5(-11)</b>				<b>6</b>	<b>1</b>			
<b>Playoffs</b>																				
L-NYG 1/13/08	1	0	- 1			1														



SPENCER'S CAREER GAME-BY-GAME DEFENSE, cont.

2009 (Dallas)

Game	ST	AT	TT	Sks-Yds	Tkl/Ls	QB Prs	PBU
W-@ TB 9/13	5	0	5			1	
L-NYG 9/20	2	2	4		2(-2)	1	
W-Car 9/28	3	1	4			2	1
L-@ Den 10/4	1	3	4			3	
W-@ KC 10/11	4	1	5		2(-8)	3	1
W-Atl 10/25	4	4	8			1	
W-Sea 11/1	1	2	3			4	2
W-@ Phi 11/8	3	2	5			1	
L-@ GB 11/15	6	4	10		2(-4)	1	
W-Was 11/22	5	4	9			2	1
W-Oak 11/26	6	4	10	2.0(-19)		1	1
L-@ NYG 12/6	5	1	6		2(-3)	5	
L-SD 12/13	6	2	8			4	
W-@ NO 12/19	5	2	7	1.5(-14)		3	1
W-@ Was 12/27	4	1	5	0.5(-7)	1(-4)	2	
W-Phi 1/3/10	4	1	5	2.0(-19)		2	
<b>Totals</b>	<b>64</b>	<b>34</b>	<b>98</b>	<b>6.0(-59)</b>	<b>9(-21)</b>	<b>36</b>	<b>7</b>

Playoffs

W-Phi 1/9/10	2	1	3	1.0(-8)	1(-2)	3	1
L-@ Min 1/17/10	9	5	14	1.0(-4)	2(-2)	2	
<b>Totals</b>	<b>11</b>	<b>6</b>	<b>17</b>	<b>2.0(-12)</b>	<b>3(-4)</b>	<b>5</b>	<b>1</b>

2010 (Dallas)

Game	ST	AT	TT	Sks-Yds	Tkl/Ls	QB Prs	PBU
L-@ Was 9/12	3	0	3			1	
L-Chi 9/19	5	2	7	1.0(-7)			
W-@ Hou 9/26	1	5	6			2	1
L-Ten 10/10	5	2	7	1.0(-7)		1	
L-@ Min 10/17	2	4	6			2	
L-NYG 10/25	4	5	9			1	
L-Jac 10/31	4	2	6	1.0(-8)	1(-1)	2	
L-@ GB 11/7	7	3	10			1	
W-@ NYG 11/14	5	3	8				
W-Det 11/21	4	4	8			1	
L-NO 11/25	1	3	4			1	
W-@ Ind 12/5	5	2	7				
L-Phi 12/12	3	2	5			2	
W-Was 12/19	0	4	4				
L-@ Ari 12/25	6	2	8				
W-@ Phi 1/2/11	7	0	7	2.0(-12)		1	1
<b>Totals</b>	<b>62</b>	<b>43</b>	<b>105</b>	<b>5.0(-34)</b>	<b>1(-1)</b>	<b>14</b>	<b>2</b>

2011 (Dallas)

Game	ST	AT	TT	Sks-Yds	Tkl/Ls	QB Prs	PBU
L-@ NYJ 9/11	3	0	3	1.0(-2)		2	
W-@ SF 9/18	5	0	5	1.0(-9)	1(-1)		
W-Was 9/26	4	0	4	1.0(-7)		3	
L-Det 10/2	4	1	5		1(-1)	2	
L-@ NE 10/16	2	5	7			4	

2012 (Dallas), cont.

Game	ST	AT	TT	Sks-Yds	Tkl/Ls	QB Prs	PBU
W-StL 10/23	3	0	3			2	
L-@ Phi 10/30	0	1	1				1
W-Sea 11/6	5	0	5	1.0(-2)		6	
W-Buf 11/13	3	1	4			2	
W-@ Was 11/20	3	1	4			1(-1)	1
W-Mia 11/24	6	2	8	1.0(0)	2(-6)	1	1
L-@ Ari 12/4	3	2	5	1.0(-2)	1(-1)	1	
L-NYG 12/11	3	2	5				
W-@ TB 12/17	5	0	5			2	
L-Phi 12/24	6	0	6		2(-4)	3	
L-@ NYG 1/1/12	2	2	4			2	
<b>Totals</b>	<b>57</b>	<b>17</b>	<b>74</b>	<b>6.0(-22)</b>	<b>8(-14)</b>	<b>31</b>	<b>2</b>

2012 (Dallas)

Game	ST	AT	TT	Sks-Yds	Tkl/Ls	QB Prs	PBU
W-@ NYG 9/5	9	0	9			1(-2)	1
L-@ Sea 9/16	7	3	10	2.0(-18)		6	1
W-TB 9/23	8	2	10			1(-1)	2
L-Chi 10/1							
L-@ Bal 10/14							
W-@ Car 10/21	6	3	9	1.0(-10)		3	
L-NYG 10/28	4	2	6			1	
L-@ Atl 11/4	5	0	5			1(-2)	
W-@ Phi 11/11	3	1	4	0.5(-2)		2	
W-Cle 11/18	5	1	6	1.0(-11)	1(-2)	1	1
L-Was 11/22	7	3	10	2.0(-8)		2	
W-Phi 12/2	5	3	8			1(-6)	1
W-@ Cin 12/9	5	6	11	2.0(-11)		3	
W-Phi 12/16	4	0	4	1.5(-9)		3	
L-NO 12/23	6	0	6			1(-3)	2
L-@ Was 12/30	4	4	8	1.0(-13)	2(-3)		
<b>Totals</b>	<b>78</b>	<b>28</b>	<b>106</b>	<b>11.0(-82)</b>	<b>8(-19)</b>	<b>26</b>	<b>4</b>

2013 (Dallas)

Game	ST	AT	TT	Sks-Yds	Tkl/Ls	QB Prs	PB
W-NYG 9/8							
L-@ KC 9/15	2	0	2			2	
W-StL 9/22							
L-@SD 9/29							
L-Den 10/6							
W-Was 10/13							
W-@ Phi 10/20							
L-@ Det 10/27							
W-Min 11/3							
L-@ NO 11/10							
W-@ NYG 11/24							
W-Oak 11/28							
L-@ Chi 12/9							
L-GB 12/15							
W-@ Was 12/22							
L-Phi 12/29							
<b>Totals</b>	<b>2</b>	<b>0</b>	<b>2</b>			<b>2</b>	

# B.W. WEBB

## 20 • Cornerback


5-11 • 190 • 5/3/90

William & Mary • D4 for '13 (114th overall)

NFL: 2nd Year • Cowboys: 2nd Year

Games/Starts: 2013-15/0; Career-15/0

Postseason: 2013-0/0; Career-0/0



**PRO:** The Cowboys grabbed a productive, durable cornerback in the fourth round (114th overall) of the 2013 NFL Draft out of William & Mary in hopes of improving their secondary in B.W. Webb. After starting a school record 48 games for the Tribe, finishing eighth in school history with 11 interceptions, Webb spent his first pro season as a reserve cornerback and on special teams. With a year under his belt, Webb returns in 2014 to compete for more playing time in the defensive rotation.

### TRANSACTION SUMMARY:

**4/27/13:** Drafted in the fourth round (114th overall) by Dallas.

### 2013:

- Played in 15 games as a rookie and tallied 13 tackles and a breakup as a reserve cornerback and four special teams stops.
- Made his NFL debut in the opener against the N.Y. Giants (9/8) as a reserve corner in place of Claiborne for a few plays.
- Posted the first two tackles of his career as a reserve defensive back in the win over St. Louis (9/22).
- Notched two tackles and a pass breakup with another tackle on special teams against Minnesota (11/3).

### COLLEGE

- Received All-American and All-Colonial Athletic Association honors on both defense and special teams, earning All-American first-team from *The NFL Draft Report*, first-team All-CAA, CAA co-Special Teams Player of the Year and Touchdown Club of Virginia Special Teams Player of the Year after starting all 11 games, posting a career-best 46 tackles, eight pass breakups, two fumble recoveries, one fumble recovery and one tackle for loss.
- Added 11 punt returns for 123 yards and a touchdown and 11 kickoff returns for 181 yards (16.45 avg.).
- Earned first-team All-CAA honors starting all 11 contests as a junior and recorded 40 tackles, three tackles for loss, three pass breakups and two interceptions. Also added 10 punt returns for 49 yards.
- Selected to All-CAA first-team as a cornerback and second-team honors as a sophomore punt returner and finished the year with 42 tackles, a tackle for loss, five pass breakups and one interception in his 12 starts.
- Ranked second in the league with 19 punt returns for 187 yards (9.84 avg.) and a touchdown.
- Named CAA Defensive Rookie of the Year, ECAC Rookie of the Year, All-CAA second-team as a cornerback and third-team as punt returner as a redshirt freshman.
- Tied for second nationally with eight interceptions, as it marked the third-best single-season total in Tribe history. Also set the single-season freshman school record with two returned for touchdowns.
- Finished second in the league with 245 yards on 30 punt returns (8.17 avg.) and gained 26 yards on two kickoff returns.
- Started all 14 games totalling 23 tackles, three tackles for loss and three pass breakups.

### PERSONAL:

- Attended Warwick High School in Newport News, Va., playing wide receiver, cornerback, safety and served as the team's return specialist.
- Earned All-Peninsula District first-team honors as a senior punt returner, averaging 18.2 yards and returning three punts for touchdowns.
- Had seven picks as a junior, returning two for touchdowns, earning All-Peninsula District honorable mention.
- Also competed in track and was selected to the All-American Track Team in 2007 as a sprinter, turning in a career-best 6.6 seconds in the 55-meter dash.
- Earned his degree in kinesiology and health sciences from William & Mary.
- Was a collegiate teammate of former Cowboys defensive lineman Sean Lissemore.

### COMMUNITY:

- 2013 Rookie Club presented by UnitedHealthcare.
- 2013-14 Dallas Cowboys U High School Camp.
- 2013 The Salvation Army Kaboom Playground Build.
- Annual Team Holiday Hospital Visits.
- Kickoff Luncheon.
- Make-A-Wish Foundation of North Texas.

### WEBB'S COWBOYS TOTALS

Year Team	GP-GS	DEFENSE							INTERCEPTIONS				FUMBLES REC						
		ST	AT	TT	Sks-Yds	Tkl/Ls	QB Prs	PBU	FF	No	Yds	Avg	Lg	TD	No	Yds	Avg	Lg	TD
2013 Dallas	15-0	9	4	13	0(0)	0(06)	0	1	0	0	0	0.0	0	0	0	0.0	0	0	0

### ADDITIONAL STATISTICS

Spec. Tms. Tackles - 2013 (4-0-4)



# BRANDON WEEDEN

## 3 • Quarterback

6-3 • 228 • 10/14/83  
Oklahoma State • FA for '14  
NFL: 3rd Year • Cowboys: 1st Year  
Games/Starts: 2013-8/5; Career-23/20  
Postseason: 2013-0/0; Career-0/0



**PRO:** The Dallas Cowboys added a former first round draft pick (22nd overall) to backup and learn from Tony Romo when they signed quarterback Brandon Weeden through free agency in 2014. Weeden, a third-year pro, comes to Dallas after starting 20 of his 23 career games in Cleveland (2012-2013). For his career, he has completed 438-of-784 passes for 5,116 yards with 23 touchdowns and 26 interceptions. Weeden came into Cleveland and became an immediate starter as a rookie, starting 15 games and throwing for 3,385 yards, a Browns rookie record and the seventh-highest total ever by a rookie, and 14 touchdowns while completing 54.7 percent of his passes. He is slotted as the third quarterback behind Tony Romo and Kyle Orton.

### TRANSACTION SUMMARY:

**3/17/14:** Signed with Dallas as an unrestricted free agent through 2015.

**3/12/14:** Released by Cleveland.

**4/26/12:** Drafted in the first round (22nd overall) by Cleveland.

### 2013 (Cleveland):

- Started five of the eight games he played in, completing 141-of-267 passes for 1,731 yards with nine touchdowns and nine interceptions.
- Threw a career-high 53 passes against Miami (9/08).
- Completed a season-high 26 passes on his way to 292 yards and two touchdowns against Detroit (10/13).
- Threw a career-high three passes of 25-plus yards, including a career-long 95 yard touchdown pass to Josh Gordon, on his way to a career-best 370 passing yards and three touchdowns against Jacksonville (12/01).

### 2012 (Cleveland):

- Started and played in 15 games, completing 297-of-517 passes for 3,385 yards with 14 touchdowns and 17 interceptions.
- Added 27 runs for 111 yards, the third-highest total on the team.
- His 3,385 passing yards were a Browns rookie record, the seventh-highest figure ever by an NFL rookie and the 10th most by any Browns quarterback.
- Finished second among NFL rookies in passing yards (3,385), passing first downs (168) and completions of 20-plus yards (48).
- Threw his first career touchdown pass on a 32-yard screen to Trent Richardson and recorded his first career 300-yard passing game (3/22) while completing a career-high 70.3 percent of his passes at Cincinnati (9/16).
- Completed a career-high 27 passes at home against Buffalo (9/23).
- Attempted a season-high 52 passes and threw for 320 yards with a career-high 17 first downs at Baltimore (9/27).
- Recorded his first win and threw two touchdown passes against Cincinnati (10/14).
- Completed 69.4 percent of his passes and completed 364 passing yards in a win at Oakland (12/02).

### COLLEGE:

- Started the final 26 games of his 30-game career at Oklahoma State University (2008-11).
- Completed 767-of-1,103 career passes for 9,260 yards and 75 touchdowns, both of which are Oklahoma State records.
- As a senior, finished second in the nation with a school single-season record 4,727 passing yards, while completing 409-of-565 passes and throwing for a single-season record 37 touchdowns.
- Established a school record with 502 yards passing against Kansas State.
- As a junior, completed 342-of-511 passes for 4,277 yards with 34 touchdowns.
- Appeared in three games as a sophomore, completing 15-of-24 passes for 248 yards with four touchdowns.
- Saw action in one game in 2008 after redshirting as a freshman.

### PERSONAL:

- As a pitcher, was the first player chosen by the New York Yankees (second round, 71st overall) in the 2002 MLB Draft.
- Native of Edmond, Okla., where he attended Santa Fe High School.
- Threw for the second-most yards in the state of Oklahoma as senior in 2001, totaling 2,863 yards with 25 touchdowns.
- An all-state selection in football, baseball and as a forward in basketball.
- Married to Melanie.

### COMMUNITY:

- Participated in various community outreach programs while with Cleveland.
- 2014 Draft Day/Fan Appreciation Party.
- 2014 Cowboys U High School Camp.

## WEEDEN'S NFL TOTALS

Year Team	GP-GS	PASSING					Yds/Att	TD	Int	Long	Sacks	Rating
		Att	Cmp	Pct	Yds							
2012 Cleveland	15-15	517	297	57.4	3,385	6.5	14	17	71t	28/186	72.6	
2013 Cleveland	8-5	267	141	52.8	1,731	6.5	9	9	95t	27/180	71.8	
<b>Totals</b>	<b>23-20</b>	<b>784</b>	<b>438</b>	<b>55.9</b>	<b>5,116</b>	<b>6.5</b>	<b>23</b>	<b>26</b>	<b>95t</b>	<b>55/366</b>	<b>71.8</b>	

Year Team	RUSHING				TD	Receptions - 2012 (1 for -9 yards.)
	No	Yds	Avg	Long		
2012 Cleveland	27	111	4.1	25	0	
2013 Cleveland	12	44	3.7	11	0	
<b>Totals</b>	<b>39</b>	<b>155</b>	<b>4.0</b>	<b>25</b>	<b>0</b>	

## SINGLE-GAME HIGHS

Attempts - 53 vs. Miami, 9/08/13  
 Completions - 27 vs. Buffalo, 9/23/12  
 Yards - 370 vs. Jacksonville, 12/01/13  
 Touchdowns - 3 vs. Jacksonville, 12/01/13  
 Interceptions - 4 vs. Philadelphia, 9/09/12  
 Completion Pct. 70.3 at Cincinnati, 9/16/12  
 Passer Rating - 114.9 at Cincinnati, 9/16/12

## WEEDEN'S CAREER GAME-BY-GAME

2012 (Cleveland)												
Date	Opp	Att	Cmp	Yds	Pct	TD	Long	Int	Sacks	Rating	W/L	Score
9/9	Phi	35	12	118	34.3	0	24	4	2/7	5.1	L	16-17
9/16	@ Cin	37	26	322	70.3	2	27	0	2/13	114.9	L	27-34
9/23	Buf	43	27	237	62.8	1	24	2	4/30	65.7	L	14-24
9/27	@ Bal	52	25	320	48.1	0	43	1	1/6	59.8	L	16-23
10/7	@ NYG	35	22	291	62.9	2	62t	2	0/0	84.3	L	27-41
10/14	Cin	29	17	231	58.6	2	71t	1	2/13	92.7	W	34-24
10/21	@ Ind	41	25	264	61.0	2	33t	0	0/0	96.0	L	13-17
10/28	SD	27	11	129	40.7	0	26	0	2/12	55.9	W	7-6
11/4	Bal	37	20	176	54.1	0	26	2	1/2	44.4	L	15-25
11/18	@ Dal	35	20	210	57.1	2	27	2	2/18	93.8	L	20-23
11/25	Pit	26	17	158	65.4	1	26	1	4/28	78.7	W	20-14
12/2	@ Oak	36	25	364	69.4	1	54	2	1/11	88.2	W	20-17
12/9	KC	30	17	217	56.7	0	34	0	3/19	79.4	W	30-7
12/16	Was	35	21	244	60.0	1	69t	2	2/11	66.8	L	21-38
12/23	@ Den	19	12	104	63.2	0	21	0	2/16	77.5	L	12-34
12/30	@ Pit										L	10-24
		INACTIVE/INJURED - Shoulder										
<b>Totals</b>		<b>517</b>	<b>297</b>	<b>3,385</b>	<b>57.4</b>	<b>14</b>	<b>71t</b>	<b>17</b>	<b>28/186</b>	<b>72.6</b>	<b>5-11</b>	

2013 (Cleveland)												
Date	Opp	Att	Cmp	Yds	Pct	TD	Long	Int	Sacks	Rating	W/L	Score
9/8	Mia	53	26	289	49.1	1	22	3	6/45	48.4	L	10-23
9/15	@ Bal	33	21	227	63.6	0	53	0	5/39	83.8	L	6-14
9/22	@ Min										W	31-27
9/29	Cin										W	17-6
10/3	Buf	24	13	197	54.2	1	47	0	5/23	95.3	W	37-24
10/13	Det	43	26	292	60.5	2	36	2	2/23	76.9	L	17-31
10/20	@ GB	42	17	149	40.5	1	19	1	3/16	48.6	L	13-31
10/27	@ KC										L	17-23
11/3	Bal	2	1	-2	50.0	0	-2	0	0/0	56.3	W	24-18
11/17	@ Cin										L	20-41
11/24	Pit	30	13	209	43.3	1	47	1	3/6	64.4	L	11-27
12/1	Jac	40	24	370	60.0	3	95t	2	3/28	94.8	L	28-32
12/8	@ NE										L	26-27
12/15	Chi										L	31-38
12/22	@ NYJ										L	13-24
12/29	@ Pit										L	7-20
<b>Totals</b>		<b>267</b>	<b>141</b>	<b>1,731</b>	<b>52.8</b>	<b>9</b>	<b>95t</b>	<b>9</b>	<b>27/180</b>	<b>70.3</b>	<b>4-12</b>	



# DARRION WEEMS

75 • Tackle


6-5 • 310 • 9/4/88

Oregon • PS (Den) for '12

NFL: 2nd Year • Cowboys: 2nd Year

Games/Starts: 2013-0/0; Career-0/0

Postseason: 2013-0/0; Career-0/0



**PRO:** The Dallas Cowboys signed Darrion Weems on Dec. 5, 2012 with intentions of developing the young tackle and for depth insurance on the offensive line. He entered the league as a 2012 rookie free agent with the Minnesota Vikings but bounced around the practice squads of the New England Patriots, Indianapolis Colts and Denver Broncos. Dallas eventually signed him from Denver's practice squad. He spent the last two seasons in Dallas as a reserve offensive lineman and game-day inactive.

#### TRANSACTION SUMMARY:

**12/5/12:** Signed with Dallas off Denver's practice squad.

**10/2/12:** Signed to Denver's practice squad.

**9/3/12:** Signed to Indianapolis' practice squad and released (9/18).

**7/27/12:** Signed by New England and released (8/31).

**5/4/12:** Signed as a rookie free agent with Minnesota and released (7/24).

#### 2013:

• In his first full season in Dallas, was a gameday inactive for all 16 games.

#### 2012 (Minnesota/New England/Indianapolis/Denver/Dallas):

• Signed as an undrafted free agent with Minnesota but was released during training camp on July 24.

• Was picked up by New England on July 27 until his release on Aug. 31 during final cuts.

• Signed to Indianapolis' practice squad on Sept. 3 and was released on Sept. 18.

• Signed to Denver's practice squad on Oct. 2 where he remained for two months before signing to Dallas' active roster on Dec. 5.

• Was inactive for the final four games of the season while on the Cowboys roster.

#### COLLEGE:

• Was a 14-game starter at left tackle as a senior at Oregon and was part of an offensive unit that ranked third in the nation in scoring, fifth in rushing and sixth in total offense.

• Recipient of the Bob Officer Award, presented to the player who excels in spite of physical adversity.

• After starting the season as Oregon's top reserve on the offensive line, appeared in 11 games, starting seven, as a junior.

• Helped pave the way for the nation's top running back and fourth ranked rushing attack.

• Part of an offensive line that contributed to the top scoring offense (47.0 points-per-game) and total offense (530.7) in the FBS while rolling up six games of 300-or-more rushing yards.

• As a sophomore reserve offensive lineman, started one game but played in 11-of-13 games.

• As a redshirt freshman saw limited playing time behind a veteran offensive line, appearing in three games.

• Redshirted as a true freshman.

#### PERSONAL:

• Attended Taft High School in Woodland Hills, Calif., and ranked among the top-20 players in the state by Rivals.com as well as one of the nation's best offensive line prospects.

• Was a *SuperPrep* All-America and four-star honoree (Scout.com) and considered among the elite five offensive linemen in California.

• Paved the way for his school that finished sixth in the Los Angeles City Section in scoring (369 points) and eighth in total offense (366.9 avg.).

• Majored in political science at Oregon.

#### COMMUNITY:

• 2013-14 Dallas Cowboys U High School Camp.

• 2014 Draft Day/Fan Appreciation Party.

• Annual Team Holiday Hospital Visits.

• Kickoff Luncheon.

• Make-A-Wish Foundation of North Texas.

### WEEMS' COWBOYS TOTALS

GAMES/STARTS 2013 (0/0).

# KYLE WILBER

## 51 • Linebacker


6-4 • 245 • 4/26/89

Wake Forest • D4a for '12 (113th overall)

NFL: 3rd Year • Cowboys: 3rd Year

Games/Starts: 2013-16/6; Career-26/6

Postseason: 2013-0/0; Career-0/0



**PRO:** The Dallas Cowboys selected Kyle Wilber in the fourth round (113th overall) of the 2012 NFL Draft out of Wake Forest to provide the team with yet another athletic pass rusher. Wilber's rookie season got off to a slow start after suffering a thumb injury in the preseason. He recovered to play in 10 games to show his potential. In 2013 he showed flashes of his ability, playing in all 16 games, starting six back at linebacker due to injury, and impressed coaches enough to be looked at as a starting linebacker in 2014.

### TRANSACTION SUMMARY:

**4/28/12:** Drafted in the fourth round (113th overall) by Dallas.

#### 2011:

- Returned for his second season and played in all 16 games with the first six starts of his career and finished with 42 tackles, two sacks, two tackles for losses, 14 pressures, two fumble recoveries and a forced fumble. Added three special teams tackles.
- Posted one tackle and two pressures as a reserve linemen in the opening win over the N.Y. Giants (9/8).
- Notched his first career sack along with two pressures in the win over St. Louis (9/22).
- Saw extended playing time through the second half against Washington (10/13) with Ware (quad) out and had one tackle, one pressure and sack in which he forced and recovered a fumble - both the firsts of his career.
- Had his first career start in place of Ware (quad) at Philadelphia (10/20) and posted one tackle.
- Started again in place of Ware (quad) at Detroit (10/27) and finished with four tackles and two hurries.
- Played linebacker at the N.Y. Giants (11/24) and had a season-high seven tackles with one stop for a loss and a pressure.
- On Thanksgiving Day against Oakland (11/28), recovered a muffed snap that led to a two-yard Murray touchdown and added six tackles, a pressure and a special teams stop.
- Started at linebacker once again in place of Durant (hamstring) and led the team with 10 tackles at Chicago (12/9).
- In a start at linebacker against Green Bay (12/15), had five tackles with one for a loss then started in the come-back win at Washington (12/22), finishing with six tackles.

#### 2012:

- Suffered a thumb injury in the first preseason game that required surgery, but recovered to play in 10 games and post three tackles on defense and six on special teams.
- Made his NFL debut in the home-opening win over Tampa Bay (9/23) but did not record any stats.
- Recorded his first career tackle against Chicago (10/1).
- Was inactive at Carolina (10/21) and against the N.Y. Giants (10/28) then returned at Atlanta (11/4) to record his first career special teams tackle.
- Tied for the team lead with two special teams tackles and had one stop on defense at Philadelphia (11/11).
- Had two tackles on special teams in the season finale at Washington (12/30).

#### COLLEGE:

- Earned third-team All-Atlantic Coast Conference honors from *The NFL Draft Report* as a senior.
- Started 13 games at strong outside linebacker, finishing second on the team with a career-high 70 tackles.
- Tied for the Wake Forest team lead with 3.5 sacks and added 11.5 tackles for loss, three pressures, three forced fumbles, one fumble recovery, one pass breakup and blocked one kick.
- Named third-team All-ACC by Phil Steele as junior, starting all 12 games at strong-side outside linebacker.
- Led the team with six sacks and 14.5 tackles for loss while posting 65 tackles, one pressure, four pass breakups and blocked a pair of kicks.
- Finished second on the squad with 7.0 sacks and tied for the team lead with 13.5 tackles for loss.
- Appeared in five games for the Demon Deacons at weak-side linebacker to finish with 18 tackles, a sack, one fumble recovery and a blocked field goal as a sophomore.
- Earned honorable mention Freshman All-American honors from *College Football News* and was the only red-shirt freshman to start on defense.
- Recorded 42 tackles, three sacks, 6.5 tackles for loss, one pressure and had one fumble recovery which he returned two yards for a touchdown against Boston College.

#### PERSONAL:

- Attended Apopka, Fla., High School where he earned first-team All-Central Florida, All-Orange County and all-metro conference pick and was chosen to play in the Central Florida All-Star game following his senior year.
- Also Florida Class 6A all-state third-team selection as a senior as he helped Apopka to an 8-2 record while recording 55 tackles, 10 tackles for loss, four sacks and a fumble recovery.
- Participated in weightlifting and wrestling.
- Was a double-major in sociology and communications.

#### COMMUNITY:

- 2012 Rookie Club presented by UnitedHealthcare.
- 2012-14 Dallas Cowboys U High School Camp.
- 2012 NFL United Way Hometown Huddle.
- 2013-14 Dallas Cowboys Draft Day/Fan Appreciation Party.
- 2013 Team Cowboys Komen Race For The Cure Drive Thru Registration.



- 2013 The Salvation Army YET Kaboom Playground Build.
- Annual team Holiday Hospital Visits.
- Dallas Cowboys Kickoff Luncheon and Cowboys Family Cookbook benefitting Happy Hill Farm.
- Make-A-Wish Foundation of North Texas.

## WILBER'S COWBOYS TOTALS

Year Team	GP-GS	DEFENSE						INTERCEPTIONS				FUMBLES REC							
		ST	AT	TT	Sks-Yds	Tkl/Ls	QB Prs	PBU	FF	No	Yds	Avg	Lg	TD	No	Yds	Avg	Lg	TD
2012 Dallas	10-0	1	2	3	0.0(0)	0(0)	0	0	0	0	0	0	0	0	0	0	0	0	0
2013 Dallas	16-6	30	12	42	2.0(-17)	2(-7)	14	0	1	0	0	0.0	0	0	2	1	0.5	1	0
<b>Totals</b>	<b>26-6</b>	<b>31</b>	<b>14</b>	<b>45</b>	<b>2.0(-17)</b>	<b>1(-6)</b>	<b>14</b>	<b>0</b>	<b>1</b>	<b>0</b>	<b>0</b>	<b>0.0</b>	<b>0</b>	<b>0</b>	<b>2</b>	<b>1</b>	<b>0.5</b>	<b>1</b>	<b>0</b>

### ADDITIONAL STATISTICS

Special Teams Tackles – 2012 (4-2-6), 2013 (1-2-3). Totals: (5-4-9).

## J.J. WILCOX

### 27 • Safety


6-0 • 212 • 2/14/91

Georgia Southern • D3b for '13 (80th overall)

NFL: 2nd Year • Cowboys: 2nd Year

Games/Starts: 2013-13/5; Career-13/5

Postseason: 2013-0/0; Career-0/0



**PRO:** The Dallas Cowboys drafted a talented and athletic football player when they selected J.J. Wilcox when their second pick in the third round (80th overall) of the 2013 NFL Draft. Wilcox arrived at Georgia Southern as a wide receiver, transitioned to running back as a sophomore then brought his ball-hawking skills to safety as a senior. As a rookie, he earned a starting safety spot in Week 3 and started the next four games before a knee injury sidelined him. He returned in a reserve role also seeing time on special teams. Through his collegiate campaign, Wilcox started 39-of-50 games, including 13 of the 14 as a senior safety, and tallied 88 tackles (second on the team), three pass breakups and a pair of interceptions. Offensively, Wilcox played in 36 games with 26 starts and rushed 138 times for 968 yards (7.0) and 14 touchdowns and caught 45 passes for 898 yards (20.0) and four scores. He was drafted as a safety and looks to improve a young Cowboys defensive backfield in his second pro season.

### TRANSACTION SUMMARY:

**4/26/13:** Drafted in the third round (80th overall) by Dallas.

#### 2013:

- Played in 13 games with five starts as a rookie, taking over the starting safety spot in Week 3. A knee injury made him miss three games, and he returned as a reserve safety, finishing the season with 44 tackles, a pass breakup and six stops on special teams.
- Made his NFL debut as a reserve safety and on special teams, finishing with a stop on each unit, in the opener against the N.Y. Giants (9/8).
- Made the first start of his career, opening the Rams (9/22) game at strong safety and posted six tackles.
- Started at San Diego (9/29) and tallied two tackles then had a career-high nine tackles against Denver (10/6).
- Had six tackles against Washington (10/13).
- Missed games at Detroit (10/27), against Minnesota (11/3) and at New Orleans (11/10) with a knee injury but returned at the N.Y. Giants (11/24) in a reserve role and notched three tackles and a special teams stop.
- Had one tackle and two on special teams in the Thanksgiving Day win over Oakland (11/28).

#### COLLEGE

- Switched sides of the ball to start 13-of-14 games at safety as a senior and earned second-team All-America honors from *The NFL Draft Report* and *College Sports Journal* as the best safety prospect in the nation at the FCS level.
- Added All-Southern Conference first-team honors, finishing second on the team with 88 tackles to go with three pass breakups, a pair of interceptions and a blocked punt and returned 31 kickoffs for 780 yards and a touchdown.
- Played in 13 games with eight starts as a junior running back and gained 480 yards on 52 runs with seven touchdowns and caught seven passes for 168 yards and a score. Also returned two kickoffs for 11 yards.
- As a sophomore, started 14 of the 15 games, shifting from receiver to running back, and caught a team-best 22 passes for 551 yards and three touchdowns and rushed 85 times for 484 yards with six touchdowns. His 25.02 yard-per-catch averaged established a school record. Added two tackles on defense.
- Started four of the eight games he played as a freshman wide receiver and caught 16 passes for 179 yards to go with three tackles.

#### PERSONAL:

- Earned first-team all-region and all-area honors as a senior wide receiver at Cairo, Ga., High School.
- Helped the school to the 2008 state championship with 22 catches for 400 yards and five touchdowns.
- On defense, posted 77 tackles, three forced fumbles and an interception from as a free safety.
- Majored in management at Georgia Southern.





- Started and ran for 26 yards on 13 carries and had one reception against Miami (9/30).
- At St. Louis (10/4) started and rushed for 33 yards on 14 carries and had one catch for five yards before leaving the game in the fourth quarter with a shoulder injury.
- Placed on Reserve/Injured (shoulder) on Oct. 9.

**2011 (Arizona):**

- Suffered a ruptured patella tendon in his right knee during a preseason matchup at Green Bay (8/19) and sat out the remainder of his rookie season after being placed on Reserve/Injured on Aug. 29.
- Had five carries for 27 yards and one reception for 23 yards during the preseason.

**COLLEGE:**

- Started 18-of-23 games in two seasons at Virginia Tech, totaling 2,132 yards and 30 touchdowns on 403 carries (5.2 avg.) and added 26 receptions for 289 yards (11.1 avg.) and two touchdowns.
- Scored 192 points in his career, ranking 10th in Virginia Tech history and his 32 total touchdowns ranked as the fourth-best career total in school history, behind Lee Suggs (56; 1999-2002), Kevin Jones (35; 2001-03) and Branden Ore (33; 2005-07).
- Preseason All-American and All-Atlantic Coast Conference selection as a sophomore in 2010, appearing in 10 games with five starts, missing three games due to ankle injuries, and finished with 60 points and 586 all-purpose yards.
- Rushed for 477 yards and nine touchdowns on 110 carries (4.3 yard avg.) and caught 10 passes for 109 yards (10.9 avg.) and one touchdown.
- All-ACC first-team selection by the league's media as a freshman in 2009 and was named the conference's Offensive Rookie of the Year.
- Semifinalist for the Doak Walker Award (nation's top running back) after starting all 13 games and leading the Hokies with 293 carries for 1,655 yards (5.6 avg.) and 21 touchdowns as a redshirt freshman.
- His average of 127.3 yards-per-game on the ground led the ACC and ranked fifth nationally.
- Added 16 receptions for 180 yards (11.2 yard avg.) and one touchdown.
- Accumulated 1,835 all-purpose yards and led the ACC and ranked fourth nationally in scoring, averaging 10.1 points per game, while establishing an ACC single-season record with 132 points scored.
- His 1,655 rushing yards ranked third all-time in ACC season history, surpassed only by Thomas Jones of Virginia (1,798; 1999) and Don McCauley of North Carolina (1,720; 1970).
- Rushed for 100+ yards 10 times on the season, tying Don McCauley's 39-year old ACC season-record (1970).
- Tied Marshall Faulk's (1991) NCAA freshman record with 21 rushing touchdowns, while also breaking the ACC's single-season record, surpassing the previous high of 19 reached by Don McCauley of North Carolina (1970) and Robert Lavette of Georgia Tech (1982).
- Established an ACC record with 22 total touchdowns, breaking the previous mark of 21 held by Don McCauley of North Carolina (1970) and C.J. Spiller of Clemson (2009).
- Broke T.A. McLendon's (North Carolina State) ACC freshman record of 18 total touchdowns with 22 total scores and established an ACC freshman record with 1,835 all-purpose yards.
- Redshirted in '08 after becoming one of two winners of the Torgersen Award for the top newcomers of the spring.

**PERSONAL:**

- Attended Stonewall Jackson High School in Manassas, Va. where he was a four-year starter and became one of the nation's most sought-after running back recruits after totaling more than 3,000 yards rushing.
- As a senior, rushed for 640 yards and seven touchdowns while earning *SuperPrep* All-American honors, despite missing three games due to ankle injuries.
- Earned an invitation to the prestigious U.S. Army All-American Bowl, where he beat out some of the nation's elite prep runners for a starting job on the East squad.
- As a junior in 2006, earned All-American, All-State and All-Cedar Run Class AAA honors, as he exploded for 1,572 yards and 21 touchdowns on 167 carries, averaging 9.4 yards-per-attempt and also scored twice on special teams while returning one kickoff and one punt for touchdowns.
- Was a business major at Virginia Tech.

**COMMUNITY:**

- Participated in various community outreach programs while with Arizona.
- 2014 Cowboys U High School Camp.

**WILLIAMS' NFL TOTALS**

Year Team	GP-GS	RUSHING					RECEIVING				
		No	Yds	Avg	Long	TD	No	Yds	Avg	Long	TD
2011 Arizona.....	0-0										
2012 Arizona.....	5-3	58	164	2.8	25	0	7	44	6.2	12	0
2013 Arizona.....	0-0	0	0	0.0	0	0	0	0	0.0	0	0
<b>Totals .....</b>	<b>5-3</b>	<b>58</b>	<b>164</b>	<b>2.8</b>	<b>25</b>	<b>0</b>	<b>7</b>	<b>44</b>	<b>6.2</b>	<b>12</b>	<b>0</b>

**SINGLE-GAME HIGHS**

- Carries** – 14 at St. Louis, 10/4/12
- Rushing Yards** – 83 vs. Philadelphia, 9/23/12
- Rushing Average** – 6.4 vs. Philadelphia, 9/23/12
- Receptions** – 2 vs. Seattle, 9/9/12 and at New England, 9/16/12
- Receiving Yards** – 17 vs. Seattle, 9/9/12
- Long Reception** – 12 vs. Seattle, 9/9/12 and vs. Philadelphia, 9/23/12

# TERRANCE WILLIAMS

## 83 • Wide Receiver


6-2 • 208 • 9/8/89

Baylor • D3a for '13 (74th overall)

NFL: 2nd Year • Cowboys: 2nd Year

Games/Starts: 2013-16/8; Career-16/8

Postseason: 2013-0/0; Career-0/0



**PRO:** The Dallas Cowboys added a talented wide receiver who took over the third receiver spot when they selected local product, Terrance Williams, in the third round (74th overall) of the 2013 NFL Draft out of Baylor. Williams, who starred at nearby W.T. White High School in Dallas, started 34-of-51 games for the Bears recording 202 receptions for 3,334 yards (16.5 avg.) and 27 touchdowns while amassing 4,693 all-purpose yards (92.02 yards-per-game) - setting a Baylor school career-record. His career receptions, receiving yards and touchdown grabs all rank second in school annals behind Kendall Wright, while his 3,334 receiving yards were good for sixth in Big 12 history. As an NFL rookie, Williams used his size, strength and speed to finish among the top rookie receivers in franchise history. With the offseason departure of Miles Austin in 2014, Williams will be looking to secure the starting receiver spot opposite Pro Bowler Dez Bryant.

### TRANSACTION SUMMARY:

**4/26/13:** Drafted in the third round (74th overall) by Dallas.

### 2013:

- Played in all 16 games with eight starts as a rookie and was fourth on the team with 44 catches and third with 736 yards and five touchdowns.
- Tied for fourth in team history among rookies in receptions, was fourth in receiving yards and tied for fourth in touchdowns.
- Made his NFL debut as a starter as the club opened with three receivers against the N.Y. Giants and caught his first career passes - two for 32 yards. Became the first rookie receiver to start a season opener for the club since Antonio Bryant in 2002.
- Led the team at San Diego (9/29) with seven catches and finished second with 71 yards - both career-highs.
- Started against Denver (10/6) as the club opened with three receivers and led the squad with his first career 100-yard game (151) with his first career touchdown on a career-long 82-yard catch. Became the first Dallas rookie to top 100 yards since Dez Bryant in 2010, were the most yards by a Cowboys rookie since Antonio Bryant's 170 at Washington (12/29/02) and the sixth-most by a rookie in team history.
- Against Washington (10/13) caught two passes for 27 yards with a 15-yard touchdown grab. Also added the first special teams tackle of his career.
- Finished the win at Philadelphia (10/20) with six catches for 71 yards and a touchdown - his third straight game with a scoring grab. Became the fifth different Cowboys rookie pass catcher with a touchdown reception in three straight games, and it was the sixth time in franchise history a player accomplished the feat.
- Had two catches for 64 yards with a 64-yard touchdown - his fourth straight game with a touchdown catch - at Detroit (10/27). Has the longest touchdown streak by a rookie in club history (four) and has two touchdown catches of 60-or-more yards on the season - the first Dallas Cowboy to do that since Terrell Owens in 2008.
- Caught one pass for a 21-yard touchdown at New Orleans (11/10).
- Had one catch for 10 yards and took over kickoff return duties with Harris (hamstring) injured and returned one for 21 yards at the N.Y. Giants (11/24).
- Had three catches for 23 yards, one tackle on special teams and two kickoff returns for 61 yards against Oakland (11/28) on Thanksgiving Day.
- Caught four passes for 46 yards and returned two kickoffs 46 against Green Bay (12/15).
- Started at Washington (12/22) and caught four passes for 84 yards, with a long of 51 yards to setup the game-winning touchdown.

### COLLEGE:

- Named All-Big 12 Conference first-team, first-team All-American by *The NFL Draft Report* and became the first offensive skilled player in Bears history to be named a unanimous All-American and a finalist for the Biletnikoff Award.
- Started all 13 games as a senior and led the nation with an average of 140.92 receiving yards-per-game on a career-high 97 receptions - good for second in school history - for a school single-season record 1,832 yards with 12 touchdowns, second in team record books.
- His 1,832 receiving yards placed him second in Big 12 and seventh in NCAA FBS record books.
- Started 11 of the 13 games he played as a junior, earning All-Big 12 Conference second-team honors from *The NFL Draft Report* and *Dallas Morning News*.
- Finished second on the team, behind Wright, with 59 receptions for 957 yards (16.22 yards-per-catch) and 11 touchdowns.
- Caught 43 passes for 484 yards (11.3 yards-per-catch) and four touchdowns while starting 10-of-13 games played as a sophomore.
- Appeared in all 12 games as a reserve receiver and on special teams as a redshirt freshman, posting one rushing for three yards, eight punt returns for 90 yards and 20 kickoff returns for 427 yards.

### PERSONAL:

- Played on both sides of the ball at W.T. White High School in Dallas, Texas.
- Hauled in 59 passes for 972 yards with eight touchdowns as a senior, earning all-district honors and being named Class 5A all-state honorable mention by the Texas Sports Writers Association.



- Earned first-team all-district as a junior after posting 30 catches for 615 yards and five touchdowns.
- Graduated with a degree in general studies from Baylor in December 2012.

#### COMMUNITY:

- 2013 Rookie Club presented by UnitedHealthcare.
- 2013 Guest Coach at Youth Football Camp at Baylor University for children of West, Texas explosion.
- 2013-14 Dallas Cowboys U High School Camp.
- 2014 UnitedHealthCare Youth Football Experience/Guest Coach and Speaker.
- 2014 Draft Day/Fan Appreciation Party.
- 2014 Dirk Nowitzki Heroes Celebrity Baseball Game.
- Annual Team Holiday Hospital Visits.
- Kickoff Luncheon.
- Make-A-Wish Foundation of North Texas.

### WILLIAMS' COWBOYS TOTALS

Year Team	GP-GS	RECEIVING					RUSHING				
		No	Yds	Avg	Long	TD	No	Yds	Avg	Long	TD
2013 Dallas	16-8	44	736	16.7	82t	5	3	4	1.3	5	0

#### ADDITIONAL STATISTICS

Spec. Tms. Tackles – (0-2-2)  
 2-pt. Conversion – 2013 (1).  
 Kickoff Returns – 2013 (6 for 142 yards).

#### SINGLE-GAME HIGHS

Receptions – 7 at San Diego, 9/29/13  
 Receiving Yards – 151 vs. Denver, 10/6/13

### WILLIAMS' CAREER GAME-BY-GAME

Game	2013 (Dallas)					Game	2013 (Dallas), cont.				
	No	Yds	Avg	Long	TD		No	Yds	Avg	Long	TD
W-NYG 9/8	2	32	16.0	23	0	L-@ NO 11/10	1	21	21.0	21t	1
L-@ KC 9/15	3	28	9.3	20	0	W-@ NYG 11/24	1	10	10.0	10	0
W-SIL 9/22						W-Oak 11/28	3	23	7.7	14	0
L-@SD 9/29	7	71	10.1	14	0	L-@ Chi 12/9	2	36	18.0	18	0
L-Den 10/6	4	151	37.8	82t	1	L-GB 12/15	4	46	11.5	27	0
W-Was 10/13	2	27	13.5	15t	1	W-@ Was12/22	4	84	21.0	51	0
W-@ Phi 10/20	6	71	11.8	25	1	L-Phi 12/29	1	39	39.0	39	0
L-@ Det 10/27	2	64	32.0	60t	1	<b>Totals</b>	<b>44</b>	<b>736</b>	<b>16.7</b>	<b>82t</b>	<b>5</b>
W-Min 11/3	2	33	16.5	29	0						

# MARTEZ WILSON

## 56 • Defensive End


6-4 • 260 • 9/21/88

Illinois • FA-for '13

NFL: 4th Year • Cowboys: 2nd Year

Games/Starts: 2013-9/0; Career-38/1

Postseason: 2013-0/0; Career-2/1



**PRO:** The Dallas Cowboys shuffled their defensive ranks once again with the addition of Martez Wilson - a player capable of playing both linebacker and on the defensive line - on Nov. 26, 2013. Wilson, a former third-round pick (72nd overall) by the New Orleans Saints in the 2011 NFL Draft, spent his first two and a half pro seasons with New Orleans before being released midseason. He was then claimed by the Oakland Raiders, where he played in three games before being released on Nov. 19. In all, Wilson has played in 38 games with one start tallying 29 tackles, five sacks, two pass breakups, one forced fumble and a fumble recovery along with 25 special teams tackles and a blocked punt.

#### TRANSACTION SUMMARY:

**11/26/13:** Signed by Dallas.

**10/23/13:** Claimed off waivers by Oakland and released (11/19).

**10/22/13:** Released by New Orleans.

**4/29/11:** Drafted in the third round (72nd overall) by New Orleans.

#### 2013 (New Orleans/Oakland/Dallas):

- Began the season with New Orleans where he played in four games and totaled three tackles and one sack, along with one stop on special teams, but was released on Oct. 22.
- Claimed off waivers by Oakland on Oct. 23 and played in three games but posted no stats and was released on Nov. 19.
- Signed with Dallas on Nov. 26 and played in two games and added a quarterback pressure.
- Made his Cowboys debut against Oakland (11/28) and had one pressure.
- Saw action in the defensive line rotation at Chicago (12/9) before being inactive for the final three games of the season.

**2012 (New Orleans):**

- Appeared in all 16 games at defensive end and on special teams and recorded 18 tackles (12 solo), three sacks, two passes defended, one forced fumble and one fumble recovery while also adding 13 special teams stops - tied for second on the team - and a blocked punt.
- Led the team with a season-high three special teams stops at Carolina (9/16).
- Sacked Philip Rivers in the fourth quarter, causing a fumble and recovering it to preserve the win against San Diego (10/7).
- Registered a career-high four tackles and a sack against Philadelphia (11/5) then had one sack against Atlanta (11/11).
- Tied his career high with four tackles while recording first career pass defended and two special teams stops at Oakland (11/18).
- Totaled two tackles and a pass defended against Tampa Bay (12/16).

**2011 (New Orleans):**

- Played in 13 games with one start and recorded eight tackles and one sack while also adding 11 special teams tackles.
- Appeared in both postseason contests with one start and recorded four tackles, 1.5 sacks and a forced fumble.
- Earned his first career start - at strongside linebacker - against Houston (9/25) and added one tackle and one special teams stop.
- Inactive for two games with a shoulder injury then recorded one tackle and a career-high four special teams stops at Tennessee (12/11).
- In the regular season finale against Carolina (1/1/12), recorded the first sack of his career, one tackle and two special teams stops.
- Started the NFC Wild Card Playoff against Detroit (1/7/12) and made one tackle.
- In the NFC Divisional Playoff at San Francisco (1/14/12), set postseason-highs with three tackles, a forced fumble and 1.5 sacks.

**COLLEGE:**

- Played both middle and outside linebacker through college, playing in 38 games with 21 starts and finished with 223 stops (102 solo), nine sacks, 20 tackles for a loss, four forced fumbles, three fumble recoveries, one interception and eight passes defended.
- Started all 13 contests in a shift to the middle in 2010 and led the team with 112 tackles (47 solo), four sacks, 11.5 tackles for losses, an interception, four passes defended, three forced fumbles and a fumble recovery as he was All-Big Ten first-team, serving as a team captain.
- Granted a medical redshirt in 2009 after playing in only one game where he recorded nine tackles.
- Opened seven-of-11 games at strongside linebacker in 2008 as a sophomore and ranked third on team with 73 tackles, three sacks, one forced fumble, two fumble recoveries, three passes defended and one blocked punt.
- Appeared in all 13 games as a reserve in 2007 as he made 29 tackles, two sacks and a pass defended as he earned Freshman All-American honorable mention.

**PERSONAL:**

- Attended Simeon Career Academy in Chicago, Ill. where he earned *Parade* and *USA Today* All-American and was an all-state selection by the *Chicago Tribune* and *Champaign News-Gazette* and *Chicago Sun-Times* All-Public League and all-area as a senior in 2006, when he recorded 240 tackles, seven sacks, one interception, one forced fumble and one fumble recovery.
- As a junior in 2005, earned all-metro honors from the *Chicago Sun-Times*, as he compiled 99 tackles, 20 stops for a loss, 18 sacks, seven forced fumbles and an interception.
- Also ran track, specializing in the 100- and 200-meter dashes.
- Was a sports management major at Illinois.

**COMMUNITY:**

- Hosted a free youth football camp in 2012 and 2013 for Chicago youngsters ages 8-16.
- Visited children patients in the pediatric unit at Ochsner Medical Center in New Orleans and adults receiving chemotherapy at the facility's Tom and Gayle Benson Cancer Center over the Christmas holidays.
- 2014 Draft Day/Fan Appreciation Party.
- 2014 Cowboys U High School Camp.
- Annual Team Holiday Hospital Visits.
- Make-A-Wish Foundation of North Texas.

**WILSON'S NFL TOTALS**

Year Team	GP-GS	DEFENSE						INTERCEPTIONS				FUMBLES REC								
		ST	AT	TT	Sks-Yds	Tkl/Ls	QB Prs	PBU	FF	No	Yds	Avg	Lg	TD	No	Yds	Avg	Lg	TD	
2011 New Orleans	13-1	5	3	-	8	1.0(-16)	0(0)	-	0	0	0	0	0	0	0	0	0	0	0	0
2012 New Orleans	16-0	12	6	-	18	3.0(-18)	0(0)	-	2	1	0	0	0	0	0	0	0	0	0	
2013 New Orleans	4-0	3	0	-	3	1.0(-8)	0(0)	-	0	0	0	0	0	0	0	0	0	0	0	
Oakland	3-0	0	0	-	0	0.0(0)	0(0)	-	0	0	0	0	0	0	0	0	0	0	0	
Dallas	2-0	0	0	-	0	0.0(0)	0(0)	1	0	0	0	0	0	0	0	0	0	0	0	
<b>Totals</b>	<b>36-1</b>	<b>20</b>	<b>9</b>	<b>-</b>	<b>29</b>	<b>5.0(-42)</b>	<b>0(0)</b>	<b>1</b>	<b>2</b>	<b>1</b>	<b>0</b>	<b>0</b>	<b>0</b>	<b>0</b>	<b>0</b>	<b>0</b>	<b>0</b>	<b>0</b>	<b>0</b>	
<b>Playoffs</b>																				
2011 New Orleans	2-1	2	2	-	4	1.5(-5)			0	1	0	0	0	0	0	0	0	0	0	

**ADDITIONAL STATISTICS**

Spec. Tms. Tackles - 2011 (11), 2012 (13), 2013 (1-NO) Totals (25).

Block Punt - 2012 (1).



# JASON WITTEN

## 82 • Tight End


6-6 • 263 • 5/6/82

Tennessee • D3 for '03 (69th overall)

NFL: 12th Year • Cowboys: 12th Year

Games/Starts: 2013-16/16; Career-175/165

Postseason: 2013-0/0; Career-5/5



### PRO BOWLS



**PRO:** Through 11 NFL seasons, Jason Witten has proved himself as one of the top tight ends in NFL history and one of the most prolific pass catchers in Cowboys history. He is Dallas' all-time receptions leader, surpassing Michael Irvin (750) in 2012, and is second in NFL history among tight ends with 879. His 9,799 yards are second in Cowboys history and third in NFL tight ends history. He appeared in seven consecutive Pro Bowl games for the most Pro Bowl appearances by a Cowboys tight end, a streak that ended following the 2011 season. He added his eighth Pro Bowl appearance following a record-breaking 2012 season in which he established a league tight end record with 110 catches - just one behind the club record - and notched his fourth 1,000-yard season (1,039) - tied with Tony Gonzalez for the most by a tight end in league history and second in team history behind Irvin's seven. He managed to accomplish all this despite being slowed through the first part of the season after suffering a lacerated spleen during the first preseason game. His 110 catches led the club for the sixth straight, seventh overall season, and were aided by a club and tight end single-game record 18 catches. For his work on and off the field, Witten was honored with the Walter Payton Man of the Year Award. The 2013 season saw Witten make his ninth Pro Bowl after placing second on the squad in receptions (73), receiving yards (851) and touchdowns (eight). For his career, Witten has the second-most 75-catch seasons (7), 80-catch seasons (6) and 90-catch seasons (4) by any tight end in NFL history. He is also tied with Gonzalez for the most 90-catch, 1,000-yard seasons (4) in NFL tight end history. Despite missing out on the Pro Bowl in 2011, Witten led the team for the fifth straight, sixth overall, season with 79 catches and a team-best 942 yards with five touchdowns. The 2010 season was no different for the perennial Pro Bowler. En route to his seventh straight all-star appearance, Witten led the team in receptions for the fourth straight season with 94 catches while notching his third career 1,000-yard season to become just the fourth tight end in league history with three career 1,000-yard years. He is also just the second league tight end to post three-or-more 90-plus catch, 1,000-yard seasons. Through his career, he has strung together 10 straight seasons with at least 50 and 60 catches, seven straight with at least 70 and six straight with 80. He became the first tight end in franchise history - 13th in league history - to top 1,000 yards in a season with his first 1,000-yard effort in 2007. Of his 879 career receptions, 489 have gone for first downs, including 165 on third down. A model of durability, Witten has appeared in 175 of a possible 176 games, missing just one game after breaking his jaw against Arizona (10/5/03) and undergoing surgery to have three plates put in on Oct. 6, 2003.

### TRANSACTION SUMMARY:

**9/10/11:** Signed a five-year contract extension with Dallas through 2017.

**7/22/06:** Signed a six-year contract extension with Dallas through 2012.

**4/26/03:** Drafted in the third round (69th overall) by Dallas.

### 2013:

- Earned his ninth career Pro Bowl selection in place of Julius Thomas after finishing the season second on the team with 73 catches, 851 yards and eight touchdowns.
- Opened the season against the N.Y. Giants (9/8) with a team-best two touchdowns on eight catches for 70 yards to improve his career receiving yards total to 9,018, making him just the second Dallas Cowboy (Irvin) and third league tight end (Gonzalez and Sharpe) to reach 9,000 career receiving yards.
- Caught three passes for 12 yards against Kansas City (9/15) and moved past Shannon Sharpe for second (817) in receptions all-time among NFL tight ends.
- Led the team with five catches for 67 yards, bringing his career catch total to 822 to pass Steve Largent (819) for 22nd among all NFL pass catchers. Improved his receiving yards total to 9,097 to pass Tony Martin for 49th in NFL history.
- Caught five passes for 43 yards at San Diego (9/29) and tied Larry Centers for 21st in receptions all-time with 827. Also passed Charley Taylor (9,110) for 48th in NFL history with 9,140 receiving yards.
- Finished the game against Denver (10/6) with seven catches for 121 yards and a touchdown. It was his 18th career 100-yard game and the sixth-most yards in a game in his career, tied for ninth by a tight end in club history. Broke a tie with Larry Centers (827) for 21st all-time among NFL pass catchers (834) and passed Anthony Miller (9,148) and Herman Moore (9,174) for 46th on the all-time receiving yards chart (9,261). Also tied Newsome and Pete Retzlaff for 11th all-time among NFL tight ends with 47 touchdowns.
- Caught three passes for 27 yards against Washington (10/13) to give him 9,288 yards and pass Raymond Berry (9,275) for 45th all-time in NFL history.
- Led the team with eight catches and 102 yards with a touchdown. His 851 career catches made him the 20th NFL pass catcher to reach 850 receptions while moving into 20th all-time in receptions in the history of the league. Notched his 10th straight and 10th overall season with at least 40 catches and moved into 44th all-time on the NFL's receiving yards chart. His 102 yards gave him 19 career 100-yard outings while his touchdown tied him with Raymond Chester for 10th in league history among tight ends and tied with Drew Pearson for fifth in team history.
- Caught two passes for 27 yards at New Orleans (11/10) to extend his streak of games with a catch to 80. Also broke a tie with Irving Fryar (853) for sole possession of 19th on the NFL's all-time receptions list.

- Had four catches for 37 yards and two touchdowns at the N.Y. Giants (11/24). It was his 81st straight game with a catch, and he topped 50 catches on the season for the 10th overall and 10th consecutive time in his career. He hit 9,517 receiving yards to pass Amani Toomer (9,497) for 43rd in NFL history. Also hit 50 career touchdown catches - the ninth tight end in league history to reach that mark. Tied with Frank Clarke for fourth in team history and Ben Coates for eighth in league tight end history.
- Played in his 167th straight game to tie Tom Rafferty for the fourth-most straight games in a Cowboys uniform with his appearance on Thanksgiving Day against Oakland (11/28). Finished with three catches for 53 yards - his 83rd straight contest with a catch. Also hit 860 career receptions to tie Muhsin Muhammad for 18th in league history. Has 622 yards on the season - his 10th overall and 10th straight season with at least 600 receiving yards.
- At Chicago (12/9) played in his 168th straight game to tie Cornell Green (1962-74) for third in team history. Caught one pass for a 10-yard touchdown for his 84th straight game with a catch. Upped his career touchdown total to 51 to tie Vernon Davis for eighth among tight ends in league history and tie Tony Hill for third in Cowboys team history.
- Caught four passes for 71 yards with a touchdown against Green Bay (12/15) to pass Jimmy Smith (862) for 17th in receptions in league history (865). Also topped 700 yards on the season for the 10th overall and 10th consecutive season.
- Had two catches for 63 yards at Washington (12/22) to give him 61 receptions on the season - his 10th career and 10th consecutive 60-catch season.
- Finished the season against Philadelphia (12/29) with his 20th career 100-yard game (135 yards) on a team-best and season-high 12 catches.

**2012:**

- Led the team for the seventh time, sixth consecutive, with an NFL tight end record 110 catches - second in team history. Was second on the squad with his fourth career 1,000-yard season (1,039) - tied for the most in NFL tight end history and second overall in team history - along with three scores.
- Started all 16 games despite being slowed the first part of the season, recovering from a lacerated spleen suffered in the first preseason game.
- Topped 800 career receptions and 8,000 career yards.
- Took over the top spot for the club's all-time receptions total, passing Michael Irvin (750) at Atlanta (11/4). Also had a club and NFL tight end record 18-catch game against the N.Y. Giants (10/28).
- Named the Walter Payton Man of the Year for his contributions to society off-the-field while handling himself in an exemplary fashion in uniform
- Had two catches for 10 yards in the opener at the N.Y. Giants (9/5). His 10 yards gave him 7,919 for his career to move into fourth on the NFL's all-time tight ends receiving yards list.
- Caught four passes for 58 yards at Seattle (9/16) to give him 702 career receptions. Became the second Dallas pass catcher (Irvin) and third tight end in league history (Gonzalez and Sharpe) to reach the milestone. Witten did it in 145 games to become the fastest tight end to 700.
- Had two catches for eight yards in the home-opening win over Tampa Bay (9/23). Upped his career receiving yards total to 7,985 to move him into third on the NFL's all-time tight ends receiving yards list.
- Led the team in catches (13) and yards (112) with one touchdown. His 112 yards were the ninth-most in a game in his career while his 13 catches were the third-most and tied the third-most in team history. His 100-yard game upped his team tight end record to 15 100-yard outings. Also topped 8,000 career receiving yards - the second Cowboy and third league tight end to reach the mark. He did it in 157 games, faster than the previous two league tight ends.
- Had six catches for 88 yards at Baltimore (10/14) then led the team with six catches for 44 yards at Carolina (10/21).
- Established a club and league tight end record with 18 catches against the N.Y. Giants (10/28) - tied for third all-time among league pass catchers - for a career-high and club tight end record 167 yards.
- Had seven catches for 51 yards at Atlanta (11/4) to pass Irvin (750) and become the Dallas Cowboys all-time receptions leader with 754 catches. He reached the figure in 151 games, while Irvin did it in 159.
- At Philadelphia (11/11) led the team with eight catches for 47 yards to give him 66 receptions for the season - his ninth overall and ninth consecutive season with at least 60 catches - the third-most overall and second-most consecutive all-time among league tight ends.
- Had seven catches for 51 yards against Cleveland (11/18) to give him 73 catches for the season - his seventh overall and sixth consecutive season with at least 70 receptions. Upped his career receptions total to 769 to crack the top-25 of the NFL's all-time receptions list, passing James Lofton and Eric Moulds (764 each), Chad Johnson (766) and Marshall Faulk (767). His 51 yards upped his season total to 636, his ninth career and ninth consecutive season with 600-or-more yards. His nine total are the third-most all-time among league tight ends and his nine straight are second.
- Led the team in receptions (nine) and finished second in yards (74) on Thanksgiving Day against Washington (11/22). Upped his season catch total to 82, his sixth season with at least 80 catches to tie Gonzalez for the most all-time among league tight ends. Witten's six also tie Gonzalez and six others for the sixth-most 80-catch seasons among all pass catchers in NFL history.
- Tied for the team-high with six catches for a team-best 108 yards - 17th career 100-yard game - against Philadelphia (12/2). Topped 800 yards for the season (818) and the seventh time in his career to tie Tony Hill for the second-most 800-yard seasons in franchise history (Irvin - eight) and remain second behind Gonzalez' 11.
- Caught four passes for 62 yards at Cincinnati (12/9). Upped his season receptions total to 92, giving him his fourth 90-catch season.
- In the overtime win against Pittsburgh (12/16), had five catches for 43 yards to give him a career-best 97 catches on the season - second in a season by a Dallas Cowboy and fifth in a season by an NFL tight end.
- Had six catches for 60 yards against New Orleans (12/23) to give him 103 catches on the year - the second time a Cowboy topped 100 catches in a season, third time an NFL tight end did it and the 75th time an NFL pass catcher reached the mark.
- In the season finale at Washington (12/30), caught seven passes for 56 yards to reach his 800th career catch, the third tight end and 26th pass catcher to do it. Reached 800 in his 159th game, faster than the previous two tight ends. Also finished the season with an NFL tight end record 110 catches while topping 1,000 yards (1,039) for the fourth time in his career (tied with Gonzalez for the most by an NFL tight end). Along with Bryant's 1,000-yard season, 2012 marked the sixth time a pair of Cowboys pass catchers each topped 1,000 yards in a season.



**2011:**

- Finished with a team-best 79 catches (fifth straight and sixth overall time leading the team in receptions) for a team-best 942 yards with five touchdowns.
- Logged his sixth career, fifth straight, season with 75-or-more catches for the second-most overall and the most consecutive 75-catch seasons by a league tight end.
- Opened the season at the N.Y. Jets (9/11) with a team-high six catches for 110 yards to extend his club tight end record of 100-yard games to 13. The 110 yards tied the 10th-most in a game in his career while his 64-yard catch in the second quarter was the second-longest catch of his career. He upped his career receiving yards total to 7,077 to become the fifth Dallas Cowboy and seventh tight end in league history to reach 7,000 career yards.
- In the overtime win at San Francisco (9/18), was second on the team with seven catches for 102 yards to up his club record of 100-yard games to 14. It was also the third time in his career he had back-to-back 100-yard games.
- Led the team with a season-best eight catches for 94 yards to pass Bob Hayes (7,295) for fourth in receiving yards in team history against Detroit (10/2). Also added his first touchdown on the season.
- At New England (10/16) finished with four catches for 48 yards and a touchdown to tie Terrell Owens for seventh in receiving touchdowns in franchise history (38).
- In the home win against St. Louis (10/23), had 35 yards on five catches to give him 7,416 yards for his career and pass Pete Retzlaff (7,412) for fifth on the NFL's all-time tight ends receiving yards list. His touchdown was the 39th of his career to take sole possession of seventh in club annals.
- Caught four passes for 28 yards at Philadelphia (10/30) to give him his eighth straight season with at least 40 catches - to tie the fourth-most in NFL history among tight ends.
- In the overtime win at Washington (11/20), led the team with 85 yards on three catches with a 59-yard touchdown catch. His touchdown was the longest scoring reception of his career and third-longest catch of his career. His three catches gave him 52 for the season - eighth straight and eighth career 50-plus catch season.
- In the overtime loss at Arizona (12/4), caught five passes for 47 yards to give him 61 receptions on the season - his eighth consecutive 60-catch season.
- Caught four passes for 24 yards against Philadelphia (12/24) to give him 72 catches on the season, his sixth season with 70-or-more catches and fifth straight. His five tie Michael Irvin for tops in franchise record books, while his six are second to Irvin's seven.

**2010:**

- Selected to his seventh consecutive Pro Bowl - most by a club tight end and sixth-most by any player at any position in club history - finishing tops on the team in receptions for the fourth straight season and topping 1,000 yards for the third time in his career.
- His 94 catches were second in the NFC, third in the NFL and tops among tight ends while his 1,002 receiving yards were 10th in the conference, 17th in the league and tops among tight ends.
- His nine touchdowns established a career-high and tied Billy Joe DuPree (1978) for the club season mark in touchdown catches by a tight end.
- Selected as a captain by his teammates.
- Opened the season at Washington (9/12) with three catches for 27 yards before becoming the ninth tight end in league history to reach 6,000 career yards with 51 yards on five catches in the home opener against Chicago (9/19).
- Scored his first touchdown of the season on five catches for 84 yards against Tennessee (10/10). His five catches in the game gave him 543 to pass Kellen Winslow (541) for fourth all-time among tight ends.
- Against Jacksonville (10/31) led the team for the second straight week, this time posting 10 catches for 97 yards and a touchdown. It tied the third-most catches in his career and was his fourth career (fifth including postseason) double-digit catch performance.
- In Jason Garrett's first win as interim head coach, had one catch for seven yards at the N.Y. Giants (11/14).
- Caught four passes for 48 yards against Detroit (11/21) to give him 50 receptions on the season, his seventh straight season with at least 50 catches. Is just the third tight end in league history with seven straight 50-plus catch seasons.
- On Thanksgiving Day against New Orleans (11/25), led the team with 10 catches for 99 yards - his second double-digit reception game of the season and fifth of his career. Notched 60 catches on the season, his seventh straight, to be just the second tight end in league history with seven straight 60-plus catch seasons.
- Against Philadelphia (12/12) led the team with seven catches for 69 yards and two touchdowns - his second career multiple-touchdown game. He topped 70 catches on the season for the fifth straight year - the second-most 70-plus catch seasons by a tight end in league history.
- Tied his season-high with 10 catches for 140 yards and a touchdown. Topped 600 career catches in the game to become the fourth tight end in league history with 600-or-more receptions. Accomplished the feat in 125 games - the fastest of the previous three. His 140 yards upped his club tight end record of 100-yard games to 12 and were the second-most of his career. Has 6,876 receiving yards to pass Winslow (6,741) for seventh all-time while his touchdown catch was his seventh of the season to tie his single-season career-high. Also had a career-long streak of three straight games with a touchdown reception.
- On Christmas night at Arizona, led the team with eight receptions for 45 yards and a touchdown to establish a single-season career-high (second among club tight ends) with eight touchdowns. It was his career-best fourth straight game with a scoring grab while he upped his receptions total to 90 - his third career 90-catch season, the second-most by a tight end in league history.
- In the season-ending win at Philadelphia (1/2/11), finished with four catches for 46 yards and a touchdown. Finished with 1,002 yards - his third career 1,000-yard season to tie Winslow Sr. and Shannon Sharpe for the second-most in league history - and second consecutive 1,000-yard outing to become the fifth league tight end to accomplish that feat. His nine touchdowns on the year established a career-high while his five straight games with a touchdown catch is also a career-best.

**2009:**

- Named to his sixth consecutive Pro Bowl after finishing with 1,030 receiving yards - good for 10th in the NFC, tops among tight ends and 21st in the NFL, third among tight ends.
- His team-leading 94 receptions were third in the NFC, tops among tight ends and ninth in the NFL, second among tight ends.
- In the season opener at Tampa Bay (9/13), recorded five catches for 71 yards with a long reception of 20 yards. His 71 receiving yards allowed him to reach 5,000 receiving yards to become the sixth pass catcher in team history to accomplish the feat.

- Posted a team-high five receptions for 33 yards and one touchdown against the N.Y. Giants (9/20) in the first game at AT&T Stadium.
- Recorded four receptions for 31 yards at Denver (10/4) to give him 452 receptions for his career, becoming the fifth pass catcher in team history to reach 450 career catches, joining Drew Pearson, Tony Hill, Michael Irvin and Emmitt Smith. Witten reached 450 in 99 games - the second fastest behind Irvin's 96 games. He also became the 12th tight end in league history to reach 450 catches, but just the second to do so in less than 100 games (Winslow, 89 games, 1979-87). Witten now ranks 11th on the NFL's all-time tight ends receptions list with 452.
- Played in his 100th career game and recorded five receptions for 47 yards with a long reception of 11 yards at Kansas City (10/11). Through his first 100 career games, was second in catches and third in yards compared to the NFL's all-time tight ends receptions leaders through their first 100 career games.
- Finished with five receptions for 53 yards at Atlanta (10/25). His 53 receiving yards upped his career total to 5,247 to move past Frank Clarke (5,214) for fifth on Dallas' all-time receiving yards chart and 18th all-time among league tight ends. His five receptions tied Mickey Shuler for ninth on the NFL's all-time tight ends receptions list with 462.
- Had four receptions for 36 yards against Seattle (11/1) to give him 5,283 for his career to tie Jackson for 16th all-time among league tight ends. Also moved into ninth on the NFL's all-time receptions list (466).
- Led the team with five receptions for 43 yards against Washington (11/22) to pass Hill (479) for fourth in club history and for eighth among tight ends in league history.
- Finished with five catches for a season-best 107 yards with a long reception of 44 yards against Oakland (11/26). Was his first 100-yard game of the season, ninth of his career and second consecutive 100-yard Thanksgiving Day game. He passed Emmitt Smith (486) for third in receptions in club history. His 107 yards moved him to 12th on the NFL's all-time tight ends receiving yards list.
- At the N.Y. Giants (12/6) led the team with 14 receptions (second-best total of his career - 15 at Detroit, 12/9/07) for a career-best 156 yards - his second career back-to-back 100-yard performance and his club tight end record 10th of his career. Along with Miles Austin (145 and 104), they became the first Cowboy pass catchers to each record back-to-back 100-yard games since Bob Hayes and Lance Rentzel in 1967 (Nov. 19 and Nov. 23). His 14 catches gave him 502 for his career allowing him to become the sixth tight end in league history to reach 500 career catches, and he accomplished the feat in just 107 games - the second fastest behind Winslow (101). He now has 73 catches on the season, his sixth straight season with 60-or-more catches. He and Antonio Gates became the third and fourth tight ends in league history to have six straight 60-plus catch seasons along with Gonzalez (11 straight) and Sharpe (six). His 502 career catches are second all-time in club history behind Irvin's 750. His 156 receiving yards are the second-most in a game in team history by a tight end behind Doug Cosbie's 159 at Detroit, 9/15/85. His 5,679 career yards placed 11th on the NFL's all-time tight ends receiving yards list.
- In the win over previously undefeated New Orleans (12/19) had five catches for 44 yards to give him 5,772 for his career, allowing him to secure 10th on the NFL's all-time tight ends receiving yards list.
- At Washington (12/27) in the playoff-clinching win, led the team with 117 receiving yards on six catches with a career-long 69-yard reception. Marked his 100th career start and his 11th career 100-yard game - third of the season. The 117 yards were the eighth-most by a tight end in team history. His 5,889 career receiving yards put him eighth on the NFL's all-time tight ends receiving yards list.
- Finished with six catches for 76 yards with one touchdown as the team clinched its 17th NFC East Division title against Philadelphia (1/3/10). Finished with 1,030 yards, his second 1,000-yard receiving season and the second time in club history a tight end has reached 1,000 yards (Witten in 2007 with 1,145). Joins Gonzalez (four times), Todd Christensen, Sharpe and Winslow Sr. (three) and Antonio Gates (two) as the only tight ends in league history to post multiple 1,000-yard seasons. His six receptions gave him 94 for season, the third-most at any position in a season in club history. He also became just the third tight end in league history to post multiple 90-catch and 1,000-yard seasons (2007 and 2009). He joined Gonzalez (2000, 2004, 2007 and 2008) and Christensen (1983 and 1986) as the only tight ends to accomplish the feat.
- Led the team with postseason career-bests in catches (10) and yards (98) at Minnesota (1/17/10). His 98 yards were the second-best receiving yards total by a tight end in club postseason history - Jay Novacek, 104 yards against Green Bay (1/8/95). For his career, Witten has 293 postseason receiving yards which is good for 12th all-time in team postseason history. His 10 catches also marked the second-most by a tight end in a playoff game in club history - Novacek, 11 against Green Bay (1/8/95). Has 28 postseason career catches which is 11th all-time in club postseason history.

**2008:**

- Earned his fifth consecutive trip to the Pro Bowl, leading the team and finishing sixth in the NFC - second among tight ends - with 81 receptions for 952 yards - second on the team, 13th in the NFL and second among tight ends - and four touchdowns.
- Became the fifth of six tight ends in league history to have 60-or-more catches in five consecutive seasons and the 10th tight end to have back-to-back 70+ catch seasons.
- Joined Irvin as the only two Dallas pass catchers with three seasons of at least 80 catches and joined Terrell Owens as the only players in team history to record back-to-back 80-catch seasons.
- With two 100-yard outings on the season, upped his team tight end record of 100-yard games to eight.
- Led the team with 96 yards to become the sixth player in club history to reach 4,000 career receiving yards and a team-high tying six catches - all for first downs - in the season opener at Cleveland (9/7).
- Suffered a right shoulder sprain in the home-opening win against Philadelphia (9/15), but finished the game with team highs for catches (seven) and yards (110).
- Tied for the team lead with seven catches for a team-best 90 yards with his first touchdown of the season, tying Novacek for 10th in club history with 22 touchdown catches, against Washington (9/28).
- Had a team-high eight catches for 79 yards and a touchdown against Cincinnati (10/5) to move into the 25th spot on the NFL's all-time tight ends receptions list and fifth on the club's all-time receptions list.
- At St. Louis (10/19) posted a team-high six catches for 44 yards to become the sixth pass catcher in franchise history to reach 4,500 career receiving yards.
- Caught just one pass for eight yards before leaving the game in the second quarter with a rib injury against Tampa Bay (10/26).
- Played at the N.Y. Giants (11/2) with a broken rib suffered the previous week and failed to catch a pass for the first time in 74 games.
- Held to one catch for 11 yards against San Francisco (11/23) before suffering a jaw injury.



- Came out strong on Thanksgiving Day against Seattle (11/27) with a team and season-high nine catches for 115 yards and a touchdown. Became the 21st tight end in league history and fifth Dallas pass catcher to reach 400 career receptions. Reached 400 in 91 career games, the third-fastest tight end in league history to 400.
- Led the team with six catches for 62 yards to give him 64 catches this season - his fifth consecutive 60-plus catch season - at Pittsburgh (12/7).
- Led the team with 87 yards and a touchdown - the final Cowboys touchdown at Texas Stadium - on five catches against Baltimore (12/20) in the final game at Texas Stadium.
- In the season-ending loss at Philadelphia (12/28), led the club with seven catches for 50 yards and completed his first career pass attempt for 42 yards to Terrell Owens after taking a lateral from Tony Romo.

**2007:**

- Put together the most prolific pass catching season by a tight end in club history to date, establishing franchise tight end records for catches (96 - third in the NFC, first among tight ends, 10th in the NFL, second among tight ends), a career-best in receiving yards (1,145 - 14th in the league, second among tight ends) and a then career-high seven touchdowns.
- Named to his fourth consecutive Pro Bowl - the second-most by a tight end in club history (Novacek, five) as one of a league-record 13 Cowboys to play in the all-star game.
- Also earned All-NFL Team honors by the Pro Football Writers.
- Became the eighth tight end in league history to record at least 60 catches in four consecutive seasons.
- Opened the season against the N.Y. Giants (9/9) with one of the best days of his career, catching six passes for 116 yards (second-most of his career and the sixth-best by a tight end to date) and one touchdown.
- Added six catches for 90 yards and a touchdown at Chicago (9/23) to pass 3,000 career receiving yards, the fourth tight end in franchise history to accomplish that feat, joining Cosbie (3,728), Novacek (3,576) and DuPree (3,565).
- Became the club's third all-time leading tight end in receptions, passing DuPree (267) with six catches against St. Louis (9/30).
- Led the team with nine catches for 103 yards and a touchdown at Buffalo (10/8). The 103 yards tied Cosbie for the 13th-highest yardage output by a tight end in club history while the touchdown was his third consecutive game with a score - the longest streak of his career to date.
- Against the N.Y. Jets (11/22) on Thanksgiving Day, finished with four catches for 54 yards and a touchdown to move into seventh place - second among tight ends - on the club's all-time receiving yards list.
- With six catches against Green Bay (11/29) recorded his 65th catch of the season, his fourth consecutive season with 60-or-more catches to become the eighth tight end in NFL history - first in team history - to accomplish that feat.
- Had a career-day at Detroit (12/9) catching a single-game career-high and team record 15 passes for a then career-high 138 yards (second-most by a tight end in club history) and the game-winning touchdown.
- The Lions game marked his third 100-yard day of the season and fifth of his career and his touchdown catch was his seventh of the season, a career-high.
- Added 113 yards on eight catches against Philadelphia (12/16) to become the first tight end in franchise history to record back-to-back 100-yard games.
- The Eagles game allowed him to pass 1,000 receiving yards on the season, establishing a career-high and the first time in team history - 13th in NFL history - a tight end topped 1,000 receiving yards in a season.

**2006:**

- Continued his emergence as one of the NFL's elite tight ends, earning his third consecutive Pro Bowl appearance after ranking second in the NFC, sixth in the NFL among tight ends with 64 catches and 754 yards.
- Became the first tight end in Cowboys history to have at least 60 receptions in three consecutive seasons, and one of just 10 tight ends in NFL history to accomplish that feat - Novacek (1992, 1995) and Cosbie (1984, 1985) are the only other Cowboys tight ends to record at least 60 receptions.
- Recorded his 200th career catch with four catches for 51 yards against Philadelphia (10/8).
- Logged a season-high seven catches for 80 yards and a touchdown in a Sunday night win at Carolina (10/29), Romo's first career start.
- Had 73 receiving yards against the N.Y. Giants (12/3), including a 42-yard reception in the final minute, setting up Martin Gramatica's winning field goal.
- In his second career playoff game, had a team-high 57 receiving yards - including a 32-yard catch on fourth-and-two to setup a touchdown before halftime - on three catches at Seattle (1/6/07).

**2005:**

- Became the first Dallas tight end to have at least 65 receptions in consecutive seasons and was named to his second consecutive Pro Bowl, the fourth club tight end to have made multiple Pro Bowl appearances - Novacek (five), Cosbie (three) and DuPree (three).
- Among tight ends, finished third in the NFC and sixth in the NFL with 66 receptions; fourth in the NFC and seventh in the NFL with 757 receiving yards; and fourth in the NFC and tied for sixth in the NFL with six touchdown receptions, tying a then career-high.
- Led the team with six receptions for 85 yards and a touchdown at San Francisco (9/25) as each of his receptions went for a first down.
- Had five catches for 56 yards - including a 26-yard catch in overtime to extend a drive that resulted in the game-winning field goal - and a touchdown against the N.Y. Giants (10/16).
- Against Arizona (10/30) was second on the team with five catches for a game-high 71 yards, including a season-long 34-yard catch.
- Had just one catch at the N.Y. Giants (12/4) that marked his 50th catch of the season.
- Posted a season-high 93 yards and a touchdown on seven catches against Kansas City (12/11).

**2004:**

- In just his second pro season, became the first Dallas tight end to make the Pro Bowl since Novacek in 1995 after leading the team - tied for seventh in the NFC and 11th in the NFL - with 87 catches and a then career-high six touchdown catches.
- The 87 catches ranked first in the NFC and second in the NFL among tight ends.
- Joined Cosbie as the only tight ends to lead Dallas in receptions in a season.
- Was second on the team with 980 receiving yards - 12th in the NFC, 27th in the league, first among NFC tight ends and second among league tight ends - just one fewer than team leader Keyshawn Johnson.
- Scored his first touchdown of the season on a 10-yard catch at Washington (9/27), to help Dallas win 21-18.

- At Green Bay (10/24) led the team with eight catches for 112 yards and a touchdown, the first 100-yard receiving game by a Dallas tight end since Novacek had 104 yards against Green Bay in the playoffs (1/9/95).
- Had a long 42-yard touchdown catch against the Packers, the longest catch by a Dallas tight end since Cosbie's 61-yard touchdown catch at the Giants on Oct. 30, 1983.
- Set a season-high with nine catches - the most by a Dallas tight end since Novacek had 11 against Green Bay (1/8/95) - for 84 yards and a touchdown against Detroit (10/31).
- Averaged a season-high 16.2 yards-per-catch at Cincinnati (11/7) and led the team with six receptions for 97 yards, including catches of 18, 25 and 33 yards.
- Set season-highs against Philadelphia (11/17) for receiving yards (133 - the second-most by a Dallas tight end, behind Cosbie's 159 yards at Detroit on Sept. 15, 1985) and touchdowns (two - the first multiple-touchdown game by a Dallas tight end since Jackie Harris had two against San Francisco on Sept. 24, 2000) and tied a then career-high with nine receptions.
- Recovered an onside kick at the Cowboys 43-yard line that set up the winning touchdown drive in a come-from-behind win at Seattle (12/6).
- Moved past Cosbie's club tight end record for receiving yards in a season (793 yards) on his first catch, and his second catch moved him past Novacek's club tight end record for receptions in a season by a tight end (68 receptions), finishing the game with a team-high six catches for 66 yards.

**2003:**

- Finished his rookie season with 35 receptions - tied for 18th in the NFL among tight ends, fourth among rookies and tops among rookie tight ends.
- Eighteen of his catches went for a first down, including nine on third down.
- Made his NFL debut and first start in the season opener against Atlanta (9/7), when the Cowboys opened with two tight ends and logged his first career catch - a 13-yarder - against the Falcons.
- Tied for the team lead with four catches for 41 yards before suffering a fractured jaw in the fourth quarter against Arizona (10/5).
- Underwent surgery to have three plates inserted in his jaw on Oct. 6 and was inactive against Philadelphia (10/12) but returned to action at Detroit (10/19).
- In the Cowboys 24-20 win over eventual NFC Champion Carolina (11/23), tied for the team lead with six receptions for 49 yards, including a 13-yard reception on third-and-eight with 1:47 left to seal the win.
- On Thanksgiving Day against Miami (11/27), posted season-highs of eight receptions and 58 yards - the most receptions in a game by a Dallas tight end since Eric Bjornson had eight at San Francisco (11/10/96). It also tied for the second-most receptions in a game by a Dallas receiver in 2003.
- Blocking at Washington (12/14) helped Troy Hambrick rush for 189 yards, the then third-most in club history.
- Had one catch against the N.Y. Giants (12/21), a season-long 36-yard reception that resulted in his first career touchdown - the longest reception by a club tight end since Cosbie's 61-yard scoring catch at the N.Y. Giants on Oct. 30, 1983 - to give Dallas a 10-3 lead in a game Dallas won 19-3 to clinch a playoff berth.
- Had his first career special teams tackle in the season finale at New Orleans (12/28).
- In the Wild Card Playoff Game at Carolina (1/3/04), tied for second on the team with four receptions for 30 yards.

**COLLEGE:**

- Left Tennessee after his junior season but still finished third all-time among the school's tight ends with 68 career receptions and fourth all-time with 797 receiving yards.
- As a junior, set single-season school records for a tight end in receptions (39) and receiving yards (493) with five touchdowns.
- Selected as a consensus All-Southeastern Conference pick after leading the conference's tight ends in receptions and receiving yards while also being an Academic All-SEC pick.
- Played in every game as a sophomore, including three starts, and finished third on the team with 28 receptions for 293 yards (10.5 yards-per-catch) and two touchdowns.
- Because of a shortage of players, was moved from defensive end to tight end as a freshman and backed up John Finlayson and played in 11 games, with two starts.

**PERSONAL:**

- Attended Elizabethton, Tenn., High School, where he was a consensus All-America selection at linebacker by PrepStar, *Parade*, *Gridiron Greats*, *USA Today*, *Blue Chip Illustrated*, and *Street and Smith*.
- As a senior, selected as the *USA Today* Player of the Year for Tennessee, the East Tennessee Player of the Year, Region Defensive Player of the Year and runner-up for the Mr. Football award after recording 163 tackles, 9.0 sacks, two interceptions, two blocked kicks, five forced fumbles and three fumble recoveries.
- Also played tight end, adding 26 receptions for 345 yards and 14 touchdowns.
- As a four-year starter at linebacker and tight end, led his team to the state semifinals three times and earned all-state honors as a junior and senior and left as the school's record holder with 450 career tackles.
- Averaged 15.0 points and 12.0 rebounds per-game for the basketball team.
- His wife, Michelle, is an emergency room nurse at a local hospital in Dallas.
- They have two sons, C.J. and Cooper, and a daughter, Landry.
- Was an Arts and Sciences major at Tennessee.

**COMMUNITY:**

- Named the 2012 Walter Payton Man of the Year for his contributions to society off-the-field while handling himself in an exemplary fashion in uniform.
- 2012 Bart Starr Award Recipient for character and leadership in the home, on the field and in the community.
- 2003 Dallas Cowboys Rookie Club.
- 2004-09 Cowboys JC Penney Take a Player to School representative, visiting the elementary school of the local winner.
- He and wife Michelle participated in 2004 Cowboys Football 101 Workshop.
- 2004-05 and 2009 & 2012 Children's Cancer Fund Fashion Show and Luncheon hosted by Staubach and Aikman.
- 2005 St. Valentine's Leukemia and Lymphoma Society Style Show.
- 2007 Dallas Cowboys Team Winner for NFL Walter Payton Man of the Year Award.
- 2007 (one-of-four) NFL Finalists for NFL Walter Payton Man of the Year Award.
- 2007 Cowboys NFL United Way PSA/Spokesperson.



- 2008-11 Taste of the NFL: The Ultimate Cowboys Tailgate Party for North Texas Food Bank.
- 2008 & 2010 Stars of Texas...Racing Against The Odds for American Diabetes Association.
- Host of Family Place Christmas Party.
- 2008-10 Poker for Pets for SPCA of Texas.
- 2009 Chopsticks for Cowboys benefitting the Rich Behm Family Trust.
- National NFL PSA/Representative for NFL Play 60.
- Local Cowboys PSA/Representative for Cowboys Play 60.
- 2009, 2012 Jason Garrett Play-It-Smart Football Camp Guest Coach/Speaker; University of Princeton.
- 2009 University of Phoenix Play It Forward Award Winner benefitting Happy Hill Farm for his commitment to community.
- 2009 received the Pat Summerall Humble Beginnings Award from Austin Street Shelter.
- 2010 Boys & Girls Clubs of America Chairman's Gala.
- 2010-11 NFL Play 60 Challenge Super School winner assembly.
- 2011 Super Bowl XLV multiple community events.
- 2011 *Pro Football Weekly* Arthur Arkush Humanitarian Award Winner.
- 2011 Cowboys Tight Ends held build Kaboom Playground with UnitedHealthcare at Williams Prep Academy.
- 2011 Susan G. Komen iPromise PSA.
- 2012 Guest Speaker for State Farm.
- 2012 special guest at Dunkin Donuts Grand Opening.
- 2012 Exercise like a Pro - NFL/United Way Play 60 Fundraiser.
- 2012 NFL Play 60 Super School visit.
- 2012 Reliant Home Run Derby benefitting Big Brothers Big Sisters.
- 2012 Early Thanksgiving Day meal at The Salvation Army.
- 2012 Thanksgiving Day PSA with Kenny Chesney and The Salvation Army.
- 2012 One Heart Charity/Movie Cameo Appearance.
- 2012-14 Dallas Cowboys U High School Camp Head Coach.
- 2013-14 Reliant Home Run Derby benefitting The Salvation Army.
- 2013 Keynote speaker at an event hosted by Christy's Hope for Battered Women and Children.
- 2013 Received the key to his hometown of Elizabethton, Tenn.
- 2013 WFAA/Dale Hansen Scholar Athlete Banquet/Guest Speaker.
- 2013 NFL Play 60 Super School Visit.
- 2013 Early Thanksgiving Day Meal at The Salvation Army.
- 2014 Albertson's All Star Gala benefitting The Salvation Army and Muscular Dystrophy Association.
- 2014 Dirk Nowitzki Heroes Celebrity Baseball Game.
- Jason Witten Youth Football Camp in Elizabethton, Tenn. - his hometown.
- Dallas Cowboys Early Thanksgiving Day Meal at The Salvation Army.
- Annual team Holiday Hospital Visits.
- Salvation Army Angel Tree Christmas Program.
- Dallas Cowboys Kickoff Luncheon and Cowboys Family Cookbook benefitting Happy Hill Farm.
- Make-A-Wish Foundation of North Texas.



**MISSION:** Jason Witten's S.C.O.R.E. Foundation exists to provide support and assistance for those families and individuals affected by domestic violence. The foundation seeks to aid the recovery of those who have been victims of abuse, and to break the cycle of violence through educational and mentoring programs.

[www.jasonwitten82.com](http://www.jasonwitten82.com)

### WITTEN'S COWBOYS TOTALS

Year Team	GP-GS	RECEIVING					TD	ADDITIONAL STATISTICS	
		No	Yds	Avg	Long	Fumbles (fumbles/lost) – 2004 (2/1), 2007 (1/1), 2010 (1/1), 2011 (1/0), Total 5/3.		Passing – 2008 (1-of-1 for 42 yards).	
2003 Dallas	15-7	35	347	9.9	36f	1			
2004 Dallas	16-15	87	980	11.3	42f	6			
2005 Dallas	16-16	66	757	11.5	34	6			
2006 Dallas	16-15	64	754	11.8	42	1			
2007 Dallas	16-16	96	1,145	11.9	53	7			
2008 Dallas	16-16	81	952	11.8	42	4		<b>SINGLE-GAME HIGHS</b>	
2009 Dallas	16-16	94	1,030	11.0	69	2		<b>Receptions</b> – 18 vs. N.Y. Giants, 10/28/12 <i>Playoffs</i> – 10 at Minnesota, 1/17/10	
2010 Dallas	16-16	94	1,002	10.7	33	9		<b>Receiving Yards</b> – 167 vs. N.Y. Giants, 10/28/12 <i>Playoffs</i> – 98 at Minnesota, 1/17/10	
2011 Dallas	16-16	79	942	11.9	64	5		<b>Touchdowns</b> – 2 vs. Philadelphia, 11/15/04 and vs. N.Y. Giants, 9/8/13	
2012 Dallas	16-16	110	1,039	9.4	36	3		<b>Long Reception</b> – 69 at Washington, 12/27/09	
2013 Dallas	16-16	73	851	11.7	34	8		<b>Yard-per-Catch Avg</b> – 21.4 vs. Oakland, 11/26/09	
<b>Totals</b> .....	<b>175-165</b>	<b>879</b>	<b>9,799</b>	<b>11.1</b>	<b>69</b>	<b>52</b>			
<b>Playoffs</b>									
2003 Dallas	1-1	4	30	7.5	12	0			
2006 Dallas	1-1	3	57	19.0	32	0			
2007 Dallas	1-1	7	81	11.6	20	0			
2009 Dallas	2-2	14	125	8.9	22	0			
<b>Totals</b> .....	<b>5-5</b>	<b>28</b>	<b>293</b>	<b>10.5</b>	<b>32</b>	<b>0</b>			

100-YARD RECEIVING GAMES  
(20 total)

167 vs. N.Y. Giants, 10/28/12 (18 rec.)  
 156 at N.Y. Giants, 12/6/09 (14 rec.)  
 140 vs. Washington, 12/19/10 (10 rec.)  
 138 at Detroit, 12/9/07 (15 rec.)  
 135 vs. Philadelphia, 12/29/13 (12 rec.)  
 133 vs. Philadelphia, 11/15/04 (9 rec.)  
 121 vs. Denver, 10/6/13 (7 rec.)

117 at Washington, 12/27/09 (6 rec.)  
 116 vs. N.Y. Giants, 9/9/07 (6 rec.)  
 115 vs. Seattle, 11/27/08 (9 rec.)  
 113 vs. Philadelphia, 12/16/07 (8 rec.)  
 112 at Green Bay, 10/24/04 (8 rec.)  
 112 vs. Chicago, 10/1/12 (13 rec.)  
 110 vs. Philadelphia, 9/15/08 (7 rec.)

110 at N.Y. Jets, 9/11/11 (6 rec.)  
 108 vs. Philadelphia, 12/2/12 (6 rec.)  
 107 vs. Oakland, 11/26/09 (5 rec.)  
 103 at Buffalo, 10/8/07 (9 rec.)  
 102 at San Francisco, 9/18/11 (7 rec.)  
 102 vs. Minnesota, 11/3/13 (8 rec.)

## WITTEN'S CAREER GAME-BY-GAME RECEIVING

Game	2003 (Dallas)				
	No	Yds.	Avg.	Long	TD
L-Ail 9/7	1	13	13.0	13	0
W-@ NYG 9/15	2	25	12.5	15	0
W-@ NYJ 9/28					
W-Ari 10/5	4	41	10.3	18	0
W-Phi 10/12	INACTIVE/INJURED-Jaw				
W-@ Det 10/19					
L-@ TB 10/26	1	15	15.0	15	0
W-Was 11/2					
W-Buf 11/9	3	24	8.0	13	0
L-@ NE 11/16	1	6	6.0	6	0
W-Car 11/23	6	49	8.2	13	0
L-Mia 11/27	8	58	7.3	17	0
L-@ Phi 12/7	3	35	11.7	18	0
W-@ Was 12/14					
W-NYG 12/21	1	36	36.0	36t	1
L-@ NO 12/28	5	45	9.0	12	0
<b>Totals</b>	<b>35</b>	<b>347</b>	<b>9.9</b>	<b>36t</b>	<b>1</b>

Playoffs					
L-@ Car 1/3/04	4	30	7.5	12	0

Game	2004 (Dallas)				
	No	Yds.	Avg.	Long	TD
L-@ Min 9/12	3	17	5.7	12	0
W-Cle 9/19	6	82	13.7	24	0
W-@ Was 9/27	3	22	7.3	10t	1
L-NYG 10/10	5	35	7.0	10	0
L-Pit 10/17	5	39	7.8	15	0
L-@ GB 10/24	8	112	14.0	42t	1
W-Det 10/31	9	84	9.3	17t	1
L-@ Cin 11/7	6	97	16.2	33	0
L-Phi 11/15	9	133	14.8	29t	2
L-@ Bal 11/21	3	29	9.7	13	0
W-Chi 11/25	1	17	17.0	17	0
W-@ Sea 12/6	5	61	12.2	22	0
L-NO 12/12	4	59	14.8	21	0
L-@ Phi 12/19	6	66	11.0	17	0
W-Was 12/26	6	50	8.3	14	0
L-@ NYG 1/2/05	8	77	9.6	23	1
<b>Totals</b>	<b>87</b>	<b>980</b>	<b>11.3</b>	<b>42t</b>	<b>6</b>

Game	2005 (Dallas)				
	No	Yds.	Avg.	Long	TD
W-@ SD 9/11	1	12	12.0	12	0
L-Was 9/19	4	35	8.8	13	0
W-@ SF 9/25	6	85	14.2	26	1
L-@ Oak 10/2	5	49	9.8	15	0
W-Phi 10/9	7	80	11.4	19	0
W-NYG 10/16	5	56	11.2	26	1
L-@ Sea 10/23	2	47	23.5	34	0
W-Ari 10/30	5	71	14.2	34	0
W-@ Phi 11/14	3	27	9.0	14	0
W-Det 11/20	2	15	7.5	10	0
L-Den 11/24	9	82	9.1	18	1
L-@ NYG 12/4	1	5	5.0	5	0
W-KC 12/11	7	93	13.3	26	1
L-@ Was 12/18	4	41	10.3	29	1
W-@ Car 12/24	1	9	9.0	9	0
L-SIL 1/1/06	4	50	12.5	19	1
<b>Totals</b>	<b>66</b>	<b>757</b>	<b>11.5</b>	<b>34</b>	<b>6</b>

Game	2006 (Dallas)				
	No	Yds.	Avg.	Long	TD
L-@ Jac 9/10	3	33	11.0	15	0
W-vs. Was 9/17	4	45	11.3	22	0
W-@ Ten 10/1	2	19	9.5	11	0
L-@ Phi 10/8	4	51	12.8	17	0
W-vs. Hou 10/15	3	17	5.7	13	0
L-vs. NYG 10/23	4	72	18.0	31	0
W-@ Car 10/29	6	80	13.3	26	1
L-@ Was 11/5	5	50	10.0	28	0
W-@ Ari 11/12	5	58	11.6	22	0
W-vs. Ind 11/19	3	25	8.3	11	0
W-vs. TB 11/23	3	30	10.0	13	0
W-@ NYG 12/3	3	73	24.3	42	0
L-vs. NO 12/10	4	33	8.3	5	0
W-@ Atl 12/16	5	56	11.2	19	0
W-Phi 12/25	6	50	8.3	13	0
L-vs. Det 12/31	4	62	15.5	24	0
<b>Totals</b>	<b>64</b>	<b>754</b>	<b>11.8</b>	<b>42</b>	<b>1</b>

Playoffs					
L-@ Sea 1/6/07	3	57	19.0	32	0

Game	2007 (Dallas)				
	No	Yds.	Avg.	Long	TD
W-NYG 9/9	6	116	19.3	38	1
W-@ Mi 9/16	2	27	13.5	14	0
W-@ Chi 9/23	6	90	15.0	34	1
W-StL 9/30	6	71	11.8	18	1
W-@ Buf 10/8	9	103	11.4	22t	1
L-NE 10/14	3	47	15.7	25	0
W-Min 10/21	10	86	8.6	13	0
W-@ Phi 11/4	3	77	25.7	53	1
W-@ NYG 11/11	2	12	6.0	8	0
W-Was 11/18	8	67	8.4	23	0
W-NYJ 11/22	4	54	13.5	25t	1
W-GB 11/29	6	67	11.2	15	0
W-@ Det 12/9	15	138	9.2	16t	1
L-Phi 12/16	8	113	14.1	53	0
W-@ Car 12/22	6	53	8.8	22	0
L-@ Was 12/30	2	24	12.0	16	0
<b>Totals</b>	<b>96</b>	<b>1,145</b>	<b>11.9</b>	<b>53</b>	<b>7</b>

Playoffs					
L-NYG 1/13/08	7	81	11.6	20	0

Game	2008 (Dallas)				
	No	Yds.	Avg.	Long	TD
W-@ Cle 9/7	6	96	16.0	22	0
W-Phi 9/15	7	110	15.7	42	0
W-@ GB 9/21	7	67	9.6	22	0
L-Was 9/28	7	90	12.9	21t	1
W-Cin 10/5	8	79	9.9	29	1
L-@ Ari 10/12	4	55	13.8	30	0
L-@ StL 10/19	6	44	7.3	16	0
W-TB 10/26	1	8	8.0	8	0
L-@ NYG 11/2					
W-@ Was 11/16	2	34	17.0	28	0
W-SF 11/23	1	11	11.0	11	0
W-Sea 11/27	9	115	12.8	36	1
L-@ Pit 12/7	6	62	10.3	22	0
W-NYG 12/14	5	44	8.8	13	0
L-BAL 12/20	5	87	17.4	35	1
L-@ Phi 12/28	7	50	7.1	17	0
<b>Totals</b>	<b>81</b>	<b>952</b>	<b>11.8</b>	<b>42</b>	<b>4</b>



WITTEN'S CAREER GAME-BY-GAME, cont.

Game	2009 (Dallas)		Avg	Long	TD
	No	Yds			
W-@ TB 9/13.....	5	71	14.2	20	0
L-Phi 9/20.....	5	33	6.6	13	1
W-Car 9/28.....	9	77	8.6	22	0
L-@ Den 10/4.....	4	31	7.8	9	0
W-@ KC 10/11.....	5	47	9.4	11	0
W-Atl 10/25.....	5	53	10.6	22	0
W-Sea 11/1.....	4	36	9.0	18	0
W-@ Phi 11/8.....	7	43	6.1	10	0
L-@ GB 11/15.....	5	47	9.4	14	0
W-Was 11/22.....	5	43	8.6	13	0
W-Oak 11/26.....	5	107	21.4	44	0
L-@ NYG 12/6.....	14	156	11.1	32	0
L-SD 12/13.....	4	49	12.3	26	0
W-@ NO 12/19.....	5	44	8.8	21	0
W-@ Was 12/27.....	6	117	19.5	69	0
W-Phi 1/3/10.....	6	76	12.7	25	1
<b>Totals .....</b>	<b>94</b>	<b>1,030</b>	<b>11.0</b>	<b>69</b>	<b>2</b>

Game	No	Yds	Avg	Long	TD
W-Phi 1/9/10.....	4	27	6.8	18	0
L-@ Min 1/17/10.....	10	98	9.8	22	0
<b>Totals .....</b>	<b>14</b>	<b>125</b>	<b>8.9</b>	<b>22</b>	<b>0</b>

Game	2010 (Dallas)		Avg	Long	TD
	No	Yds			
L-@ Was 9/12.....	3	27	9.0	14	0
L-Chi 9/19.....	5	51	10.2	23	0
W-@ Hou 9/26.....	7	56	8.0	14	0
L-Ten 10/10.....	5	84	16.8	31	1
L-@ Min 10/17.....	3	52	17.3	30	0
L-NYG 10/25.....	9	95	10.6	24	1
L-Jac 10/31.....	10	97	9.7	27	1
L-@ GB 11/7.....	3	44	14.7	30	0
W-@ NYG 11/14.....	1	7	7.0	7	0
W-Det 11/21.....	4	48	12.0	16	0
L-NO 11/25.....	10	99	9.9	20	0
W-@ Ind 12/5.....	5	42	8.4	19	1
L-Phi 12/12.....	7	69	9.9	22	2
W-Was 12/19.....	10	140	14.0	33	1
L-@ Ari 12/25.....	8	45	5.6	14	1
W-@ Phi 12/11.....	4	46	11.5	33	1
<b>Totals .....</b>	<b>94</b>	<b>1,002</b>	<b>10.7</b>	<b>33</b>	<b>9</b>

Game	2011 (Dallas)		Avg	Long	TD
	No	Yds			
L-@ NYJ 9/11.....	6	110	18.3	64	0
W-@ SF 9/18.....	7	102	14.6	25	0
W-Was 9/26.....	6	60	10.0	23	0
L-Det 10/2.....	8	94	11.8	37	1
L-@ NE 10/16.....	4	48	12.0	20	1
W-SIL 10/23.....	5	35	7.0	18	1

Game	2011 (Dallas), cont.		Avg	Long	TD
	No	Yds			
L-@ Phi 10/30.....	4	28	7.0	12	0
W-Sea 11/6.....	4	71	17.8	33	1
W-Buf 11/13.....	5	37	7.4	17	0
W-@ Was 11/20.....	3	85	28.3	59	1
W-Mia 11/24.....	4	43	10.8	23	0
L-@ Ari 12/4.....	5	47	9.4	28	0
L-NYG 12/11.....	3	12	4.0	6	0
W-@ TB 12/17.....	4	77	19.3	28	0
L-Phi 12/24.....	4	24	6.0	10	0
L-@ NYG 1/1/12.....	7	69	9.9	20	0
<b>Totals .....</b>	<b>79</b>	<b>942</b>	<b>11.9</b>	<b>64</b>	<b>5</b>

Game	2012 (Dallas)		Avg	Long	TD
	No	Yds			
W-@ NYG 9/5.....	2	10	5.0	7	0
L-@ Sea 9/16.....	4	58	14.5	23	0
W-TB 9/23.....	2	8	4.0	5	0
L-Chi 10/1.....	13	112	8.6	21	1
L-@ Bal 10/14.....	6	88	14.7	35	0
W-@ Car 10/21.....	6	44	7.3	11	0
L-NYG 10/28.....	18	167	9.3	20	0
L-@ Atl 11/4.....	7	51	7.3	11	0
W-@ Phi 11/11.....	8	47	5.9	15	0
W-Cle 11/18.....	7	51	7.3	10	0
L-Was 11/22.....	9	74	8.2	15	0
W-Phi 12/2.....	6	108	18.0	36	0
W-@ Cin 12/9.....	4	62	15.5	25	0
W-Pit 12/16.....	5	43	8.6	17	1
L-NO 12/23.....	6	60	10.0	19	0
L-@ Was 12/30.....	7	56	8.0	14	1
<b>Totals .....</b>	<b>110</b>	<b>1,039</b>	<b>9.4</b>	<b>36</b>	<b>3</b>

Game	2013 (Dallas)		Avg	Long	TD
	No	Yds			
W-NYG 9/8.....	8	70	8.8	21	2
L-@ KC 9/15.....	3	12	4.0	10	0
W-Sil 9/22.....	5	67	13.4	23	0
L-@SD 9/29.....	5	43	8.6	11	0
L-Den 10/6.....	7	121	17.3	27	1
W-Was 10/13.....	3	27	9.0	14	0
W-@ Phi 10/20.....	4	48	12.0	26	0
L-@ Det 10/27.....	2	15	7.5	13	0
W-Min 11/3.....	8	102	12.8	26	1
L-@ NO 11/10.....	2	27	13.5	19	0
W-@ NYG 11/24.....	4	37	9.3	20	2
W-Oak 11/28.....	3	53	17.7	22	0
L-@ Chi 12/9.....	1	10	10.0	10	1
L-GB 12/15.....	4	71	17.8	27	1
W-@ Was12/22.....	2	13	6.5	8	0
L-Phi 12/29.....	12	135	11.3	34	0
<b>Totals .....</b>	<b>73</b>	<b>851</b>	<b>11.7</b>	<b>34</b>	<b>8</b>

STAFF  
JASON WITTEN  
2013 SEASON  
RECORDS  
PLAYOFF RECORDS  
HISTORY  
SIDELINES

## 2014 DRAFT PICKS


## ZACK MARTIN

70 • Guard

6-4 • 310 • 11/20/90

Notre Dame • D1 for '14 (16th overall)

NFL: Rookie • Cowboys: Rookie



**COLLEGE:** For the third time in the last four NFL Drafts, the Dallas Cowboys selected an offensive lineman in the first round when they picked Zack Martin from Notre Dame. Martin joins former Cowboys first round picks Tyron Smith (2011) and Travis Frederick (2013) as the building blocks for the future of the franchise. While at Notre Dame, Martin earned the distinct honor of being a two-time captain after becoming the longest tenured starter in school history, starting all 52 games of his collegiate career. Martin's intrigue to the Cowboys was his ability to play any position along the offensive line, despite starting 50 of his 52 college games at left tackle and the other two at right tackle.

**TRANSACTION SUMMARY:**

5/8/14: Drafted in the first round (16th overall) by Dallas.

**2013:**

- As a senior, became just the 18th student-athlete in school history to become a two-time team captain and received MVP honors for his performance in the New Era Pinstripe Bowl. Was the first offensive lineman to earn bowl MVP honors since Jay Huffman in the 1959 Liberty Bowl.
- Started all 13 games as a senior at left tackle and did not allow a single sack as part of an offensive line that yielded just eight sacks (second in the country).
- Earned first-team All-America from *The NFL Draft Report* and won the team's Guardian Award for the fourth straight season - given to the team's top offensive lineman.

**2012:**

- Received second-team All-America accolades from *The NFL Draft Report* and Walter Camp while earning his third consecutive Guardian Award as a junior.
- Started every game of the season as one-of-four sets of brothers on the team - his younger brother, Nick, was a reserve center.
- Helped the Irish average 412.2 yards-per-game, including the school's highest rushing average (4.87) since 1996.

**2011:**

- As a sophomore, earned first-team All-Major Independent and All-American honorable mention, starting all 13 games at left tackle.
- Allowed just one sack on 473 pass plays and was part of an offensive front that gave up just 17 sacks on the season.
- The offense gained 5,369 yards with 25 rushing touchdowns on the year.

**2010:**

- Was one of just 11 players to start all 13 games, winning his first Guardian Award as a redshirt freshman.
- Had 11 starts at left tackle and two on the right side.
- The offense allowed just 20 sacks on the year, the fewest since giving up nine in 1998.
- Played more snaps (831) than any other offensive lineman - second on the team.

**2009:**

- Redshirted as a true freshman.

**PERSONAL:**

- Prepped at Bishop Chatard High School in Indianapolis, Ind. and was named to the Best in the Midwest Team by *The Detroit Free Press*.
- Was a first-team all-state selection as a junior and senior and named to the *Bloomington Herald Times* Junior All-State Team as a sophomore.
- Graduated from Notre Dame with a degree in management entrepreneurship in May of 2013.

**COMMUNITY:**

- 2014 Rookie Club presented by UnitedHealthcare.
- 2014 NFL PLAY 60 FITNESSGRAM® school visit.
- 2014 Home Run Derby Competition benefitting The Salvation Army.
- 2014 Dallas Cowboys U High School Camp.

**MARTIN'S NOTRE DAME TOTALS**

**GAMES/STARTS** 2009 (Redshirt); 2010 (13/13), 2011 (13/13), 2012 (13/13), 2013 (13/13) **Totals (52/52).**




# DeMARCUS LAWRENCE

## 90 • Defensive End

6-3 • 260 • 4/28/92

Boise State • D2 for '14 (34th overall)

NFL: Rookie • Cowboys: Rookie



**COLLEGE:** With an immediate need for an impact player at right defensive end, the Dallas Cowboys packaged their original second (47th overall) and third round (78th overall) draft choices and moved up in the second round of the 2014 NFL Draft in a trade with Washington to select DeMarcus Lawrence with the 34th overall pick. In only two seasons at Boise State, he compiled 20.0 career sacks - tied for seventh in school history - 33.5 tackles for loss, 120 tackles, one interception, seven forced fumbles, a fumble return for a touchdown and three blocked kicks in 23 career collegiate games. In Dallas he will immediately be given the opportunity to compete for a chance to start at right defensive end in 2014.

### TRANSACTION SUMMARY:

**5/9/14:** Drafted in the second round (34th overall) by Dallas.

#### 2013:

- Named Walter Camp All-America second-team and first-team All-Mountain West, twice named Mountain West Defensive Player of the Week - one of only two defensive players in the league to earn multiple weekly honors - and was named Boise State's Most Valuable Defensive Player.
- Ranked third on the team with 72 tackles and forced three fumbles, tied for 22nd in the country, after starting each of his 12 games played as a junior.
- Tied for sixth in the country and tied for ninth in a single season in school history with 20.5 tackles for loss, and his per-game average of 1.7 tackles for loss ranked third-nationally.
- Registered 10.5 sacks, tied for 13th nationally and tied for fifth in Boise State single-season history, while his 0.88 sacks-per-game average tied for 10th nationally.
- Had a streak of six consecutive games with a sack, recording 9.5 during that stretch.
- Had 3.5 sacks against Nevada, tied for fourth in a single game in the NCAA in 2013, and the most by a Bronco since Chris Wing had 4.0 against Portland State, Sept. 7, 1996.
- Blocked two field goals against Southern Miss, one of only two players in the country to block multiple kicks in a single game in 2013, and became the first Bronco to accomplish the feat since Daryn Colledge did it against Hawai'i on Oct. 1, 2005.
- Had multiple tackles in every game he played, including 10 with at least five, and logged a season-high nine tackles against Air Force.
- Had two or more tackles for loss in five games.

#### 2012:

- As a sophomore, started each of his 11 games played during his debut season with the Broncos and was named the team's Most Outstanding Defensive Lineman after transferring from Butler Community College.
- Named first-team All-Mountain West after recording team highs with 13 tackles for loss and 9.5 sacks, while also leading all Bronco defensive linemen with 48 tackles.
- His sack average (0.86) led the conference and tied for 18th nationally, while his tackles for loss average (1.23) tied for first in the conference, and tied for 31st nationally.
- Forced four fumbles, which tied for eighth nationally, and recovered two, including returning one 25 yards for a touchdown against Hawai'i.
- Also intercepted a pass against Colorado State and recorded the Broncos only blocked kick of the season against Wyoming.
- Posted a season-high nine tackles against Michigan State and had a season-high 2.5 tackles for loss against San Diego State.
- Logged a season-high 2.5 sacks against Miami.

#### 2011:

- Earned first-team JC Gridwire, second-team NJCAA All-America honors and was named first-team All-Jayhawk Conference after finishing with 69 tackles - second on the team - while also registering team highs with 21 tackles for loss and 12 sacks at Butler Community College in El Dorado, Kansas.
- Butler won the Jayhawk Conference and Region IV Championships, and finished the year ranked second in the final national poll.

#### 2010:

- Redshirted as a true freshman.

#### PERSONAL:

- Attended Silver Bluff High School in Aiken, S.C.
- Was a North-South All-Star selection his senior year in high school after playing tight end, offensive tackle and defensive end for the Bulldogs.
- Recorded 97 tackles and three sacks from the defensive tackle position during as a senior.
- Majored in communication at Boise State.

#### COMMUNITY:

- 2014 Rookie Club presented by UnitedHealthcare.
- 2014 NFL PLAY 60 FITNESSGRAM® school visit.
- 2014 Home Run Derby Competition benefitting The Salvation Army.
- 2014 Dallas Cowboys U High School Camp.

## LAWRENCE'S COLLEGE TOTALS

Year	GP-GS	DEFENSE										INTERCEPTIONS					FUMBLES REC				
		ST	AT	TT	Sks- Yds	Tkl/ Ls	QB Prs	PBU	FF	No	Yds	Avg	Lg	TD	No	Yds	Avg	Lg	TD		
2010 Butler CC					REDSHIRT																
2011 Butler CC	12-12	50	22	69	12.0(-47)	21.0(-73)	0	3	1	0	0	0.0	0	0	0	0.0	0	0	0		
2012 Boise State	11-11	24	24	48	9.5(-61)	13.5(-78)	2	1	1	1	8	8.0	8	0	2	25	12.5	25t	1		
2013 Boise State	12-12	39	33	72	10.5(-75)	20.5(-103)	1	1	3	0	0	0.0	0	0	0	0.0	0	0	0		
<b>Totals</b>	<b>35-35</b>	<b>113</b>	<b>76</b>	<b>189</b>	<b>32.0(-183)</b>	<b>55.0(-254)</b>	<b>3</b>	<b>5</b>	<b>5</b>	<b>1</b>	<b>8</b>	<b>8.0</b>	<b>8</b>	<b>0</b>	<b>6</b>	<b>63</b>	<b>10.5</b>	<b>25t</b>	<b>1</b>		

## ADDITIONAL STATISTICS

Blocked Kicks - 2012 (1), 2013 (2) Total (3).

## SINGLE-GAME HIGHS

Total Tackles - 9 vs. Michigan State, 8/31/12 and vs. Air Force, 9/13/13

Sacks - 3.5, vs. Nevada, 10/19/13

## ANTHONY HITCHENS

59 • Linebacker

6-0 • 235 • 6/10/92

Iowa • D4 for '14 (119th overall)

NFL: Rookie • Cowboys: Rookie



**COLLEGE:** The Dallas Cowboys selected Anthony Hitchens in the fourth round (119th overall) of the 2014 NFL Draft, adding a versatile linebacker to an already talented group. Hitchens played four seasons at Iowa, beginning as a true freshman in 2010, and finished his Hawkeye career with 270 tackles, a total that ties for 21st in school history, in addition to three sacks, 19 tackles for loss, two forced fumbles, two fumble recoveries, two pass breakups and one interception. During his time with the Hawkeyes, Hitchens accumulated 13 career games with double-digit tackles, playing a pivotal role on an Iowa defense that ranked sixth nationally in total defense, seventh in first downs allowed, ninth in passing defense and scoring defense, and 19th in rushing defense. He also helped the Hawkeyes appear in three bowl games: 2010 Insight Bowl (Missouri), 2011 Insight Bowl (Oklahoma) and 2014 Outback Bowl (LSU). He earned team co-MVP honors in 2013, which he shared with offensive lineman Brandon Scherff, after leading the team in tackles with 112 and recording 13.5 tackles for loss with two sacks, one fumble recovery, one forced fumble, a pass breakup and an interception. Hitchens joins a young and talented group of linebackers in Dallas and will look to make an immediate impact on special teams and as a reserve linebacker behind Sean Lee (IR-ACL), Bruce Carter and Justin Durant in 2014.

## TRANSACTION SUMMARY:

5/10/14: Drafted in the fourth round (119th overall) by Dallas.

## 2013:

- Earned team co-MVP honors, which he shared with offensive lineman Brandon Scherff, after starting all 13 games at outside linebacker and leading the team in tackles with 112, recording 13.5 tackles for loss, two sacks, one fumble recovery, one forced fumble, a pass breakup and an interception.
- Recipient of the Roy J. Carver Most Valuable Player on defense, Hayden Fry "Extra Heartbeat" Award and was named second team All-Big Ten Conference by the league's coaches.
- Recorded 13 tackles vs. Northern Illinois, including six solo stops and seven assists, a shared tackle for loss and one pressure.
- Started at weak-side linebacker in 27-21 win at Iowa State, recording 10 tackles as part of a defense that allowed just 59 rushing yards.
- Led the team with 10 tackles at Minnesota, allowing only 165 yards of total offense and 30 rushing yards to the Gophers offense.
- Tied for the team lead with eight tackles against Michigan to go with three tackles for loss, two pressures and forced and recovered a Michigan fumble in final two minutes to secure the victory.
- Intercepted his first career pass at Nebraska and returned it 18 yards. Also has seven tackles.
- Led team with 10 tackles vs. LSU in the Outback Bowl, including seven solo stops and three assists, with one shared tackle for loss.

## 2012:

- Started all eleven games in which he played, missing one game due to injury, as the weak-side linebacker and led Iowa with a career-high 124 tackles, collecting 5.5 tackles for loss and a sack.
- Was named honorable mention All-Big Ten Conference by the league's coaches and media.
- Collected a career-best 19 tackles against Iowa State, including one tackle for loss.
- Led team with 14 tackles against Central Michigan before tallying a team-high 15 tackles at Michigan State.
- Recorded 14 tackles against Indiana, including a career-best eight solo tackles, and added 1.5 tackles for losses.



**2011:**

- As a sophomore saw action in eight games, recording 25 tackles and recovering one fumble.
- Posted a season-high seven tackles in a season-opening win over Tennessee Tech.
- Tied a season-high with seven tackles against Pittsburgh.
- Recovered his first-career fumble on special teams against Purdue.

**2010:**

- Appeared in 10 games, recording one solo tackle and eight assists.

**PERSONAL:**

- Attended Clearview High School in Lorain, Ohio, where he was named first-team all-state, all-county and all-conference as a junior and senior on the football field while playing linebacker, running back, kick returner and punt returner, along with serving as team captain his final two years.
- Holds school records for points in a season and career, and most career yards.
- Collected 154 career tackles, including 12 sacks to go along with five interceptions, six forced fumbles, six fumble recoveries and four defensive touchdowns.
- Earned four varsity letters in football and also lettered in basketball and track.
- Earned his degree in recreational sports management from Iowa.

**COMMUNITY:**

- 2014 Rookie Club presented by UnitedHealthcare.
- 2014 NFL PLAY 60 FITNESSGRAM® school visit.
- 2014 Home Run Derby Competition benefiting The Salvation Army.
- 2014 Dallas Cowboys U High School Camp.

**HITCHENS' IOWA TOTALS**

Year Team	GP-GS	DEFENSE						INTERCEPTIONS				FUMBLES REC								
		ST	AT	TT	Sks-Yds	Tkl/Ls	QB Prs	PBU	FF	No	Yds	Avg	Lg	TD	No	Yds	Avg	Lg	TD	
2010 Iowa	10-0	1	8	-	9	0.0(0)	0(0)	0	0	0	0	0	0	0	0	0	0	0	0	0
2011 Iowa	8-0	14	11	-	25	0.0(0)	0(0)	0	0	0	0	0	0	0	1	0	0	0	0	
2012 Iowa	11-11	56	68	-	124	1.0(-5)	5.5(-15)	0	0	0	0	0	0	0	0	0	0	0	0	
2013 Iowa	13-13	54	58	-	112	2.0(-3)	13.5(-21)	4	2	2	1	18	18.0	18	0	1	0	0	0	
<b>Totals</b>	<b>42-24</b>	<b>125</b>	<b>145</b>	<b>-</b>	<b>270</b>	<b>3.0(-8)</b>	<b>19(-36)</b>	<b>4</b>	<b>2</b>	<b>2</b>	<b>1</b>	<b>18</b>	<b>18.0</b>	<b>18</b>	<b>0</b>	<b>2</b>	<b>0</b>	<b>0.0</b>	<b>0</b>	<b>0</b>

**SINGLE-GAME HIGHS**

**Total Tackles** – 19 at Iowa State, 9/8/12


**Solo Tackles** – 8 vs. Indiana, 11/3/12

**DEVIN STREET****15 • Wide Receiver**

6-3 • 200 • 3/30/91

Pittsburgh • D5 for '14 (146th overall)

NFL: Rookie • Cowboys: Rookie



**COLLEGE:** The Dallas Cowboys selected Devin Street in the fifth round (146th overall) of the 2014 NFL Draft, adding a tall wide receiver with a history of producing big numbers. Street played four seasons at Pittsburgh, beginning as a redshirt freshman in 2010, and finished his Panthers career with a school-record 202 receptions, topping the previous mark of 178 catches by Latef Grim (1998-2000). Street's ability to stretch the field, along with utilizing his size and leaping ability to create mismatches against smaller cornerbacks allowed him to generate 2,901 yards receiving, third-best ever at the university, and 16 touchdown receptions, tied for seventh. He will come in to Dallas to solidify a role as the team's slot receiver.

**TRANSACTION SUMMARY:**

**5/10/14:** Drafted in the fifth round (146th overall) by Dallas.

**2013:**

- Started all 10 games he appeared in as the outside wide receiver, earning third-team All-ACC honors and finishing the season second on the team with 854 yards on 51 catches (16.8 yards-per-catch) and a career-high seven touchdowns.
- Had at least five receptions in seven games, reaching the 100-yard mark three times while catching multiple touchdowns in a pair of contests.
- The team captain began his senior season amassing 141 yards on six grabs against Florida State and scored twice on six catches for 166 yards at Duke, earning ACC Player of the Week honors.
- Caught a season-high nine passes for 96 yards at Navy before hauling in a pair of touchdowns on four receptions against Notre Dame.
- Recorded five catches for 81 yards and a touchdown against North Carolina.
- Suffered a shoulder injury at Virginia Tech that caused him to miss the next game and an ankle injury suffered at Syracuse prevented him from playing in the season finale against Miami and the Little Caesars Pizza Bowl against Bowling Green.

**2012:**

- Selected second-team All-Big East Conference during his junior campaign, leading the team with a career-high 73 receptions for 975 yards (13.4 avg.) and five touchdowns, as his reception total placed fourth and yardage figure ranked tenth on the school season record chart.
- Registered at least five catches in nine contests and gained 100 yards receiving in three of those games.
- Set a two-game record with 21 total receptions, as he snared 10 passes for 130 yards at Syracuse, followed by 11 receptions (most by a Pitt player since 2006) for 111 yards and a touchdown against Louisville.
- Recorded 140 yards on six catches, including a touchdown against Temple, and added six catches against both Connecticut and South Florida.
- Gained 83 yards and a touchdown on seven grabs against Mississippi in the BBVA Compass Bowl.

**2011:**

- As a sophomore started all 13 games in which he appeared, leading the team with 53 receptions for 754 yards (14.2 avg.) and a pair of touchdowns.
- Caught a season-high eight passes for 118 yards against Cincinnati.
- Recorded 138 receiving yards on seven catches at Iowa and then registered his only other 100-yard performance of the season with 101 receiving yards at Louisville.

**2010:**

- Played in all 13 games, earning four starts as a redshirt freshman.
- Finished fourth on the team with 25 receptions for 318 yards (12.7 avg.) with two touchdowns.

**PERSONAL:**

- Attended Liberty High School in Bethlehem, Pa., lettering in football and track.
- Recorded 49 receptions for 822 yards and eight touchdowns as a senior, while adding two interceptions and 50 tackles as a starting cornerback on defense and was named to the Associated Press Pennsylvania Class AAAA All-State second-team and to *The Morning Call* All-Area first-team.
- Helped Liberty compile a 53-7 mark (.883) and earn three state title game appearances during his four seasons with the varsity.
- In track, he won the District XI championship in the long jump, setting a school and district record, reaching 24'-6" while also capturing the district titles in the 100- and 200-meter dashes.
- Earned his degree in communications from Pittsburgh.

**COMMUNITY:**

- 2014 Rookie Club presented by UnitedHealthcare.
- 2014 NFL PLAY 60 FITNESSGRAM® school visit.
- 2014 Home Run Derby Competition benefiting The Salvation Army.
- 2014 Dallas Cowboys U High School Camp.

**STREET'S PITTSBURGH TOTALS**

Year Team	GP-GS	RECEIVING					RUSHING				
		No	Yds	Avg	Long	TD	No	Yds	Avg	Long	TD
2010 Pittsburgh.....	13-5	25	318	12.7	79	2	3	16	5.3	12	0
2011 Pittsburgh.....	13-13	53	754	14.2	66	2	2	25	12.5	19	0
2012 Pittsburgh.....	13-13	73	975	13.4	58	5	3	30	10.0	14	0
2013 Pittsburgh.....	10-10	51	854	16.8	67	7	3	6	2.0	3	0
<b>Totals .....</b>	<b>49-40</b>	<b>202</b>	<b>2,901</b>	<b>14.4</b>	<b>79</b>	<b>16</b>	<b>11</b>	<b>77</b>	<b>7.0</b>	<b>19</b>	<b>0</b>

**SINGLE-GAME HIGHS**

Receptions - 11 vs. Louisville 10/13/12

Receiving Yards - 166 at Duke 9/21/13

Receiving Average - 27.7 at Duke 9/21/13

Receiving Touchdowns - 2, twice, at Duke 9/21/13 and vs. Notre Dame 11/9/13

Rush Attempts - 2, twice, most recently at Buffalo, 10/20/12


Rushing Yards - 19 vs. Cincinnati, 11/5/11

**BEN GARDNER****71 • Defensive End**

6-4 • 270 • 4/29/91

Stanford • D7a for '14 (231st overall)

NFL: Rookie • Cowboys: Rookie



**COLLEGE:** The Dallas Cowboys selected Ben Gardner in the seventh round (231st overall) of the 2014 NFL Draft to add young and talented depth on the defensive line. Gardner spent his collegiate career on the defensive line at Stanford and racked up 106 tackles, 20.5 sacks while starting 34-of-47 games through his final four seasons.

**TRANSACTION SUMMARY:**

**5/10/14:** Drafted in the seventh round (231st overall) by Dallas.



**2013:**

- Was elected as a team captain as a fifth-year senior and earned All-Pac 12 first-team honors, playing in nine games and finishing with 19 tackles, 7.5 for losses, 4.5 sacks and a blocked punt.
- Had a season-best four tackles at Army.
- Notched a sack and a blocked punt on the same series against Arizona State.
- Injured his left pectoral against Arizona State and missed the remainder of the season.

**2012:**

- All-Pac 12 and All-Pac 12 All-Academic second-team as a senior after starting all 14 games at defensive end for one of the nation's top defenses.
- Tied for second on the team with 14.5 tackles for losses and 7.5 sacks.
- Had a pair of five-tackles games against Washington State and at Cal.

**2011:**

- As a junior was named All-Pac 12 second-team and the team's Deswarte-Eller Award winner for the most outstanding (redshirt) sophomore.
- Started 12 of the 13 games he played and posted 35 tackles, 10 stops for losses and 4.5 sacks.
- Tied for 13th in the conference for tackles for loss-per-game and tied for 16th in sacks-per-game.
- Had a season-high five tackles with a sack against Cal.
- Forced a fumble at Washington State and blocked a PAT at Oregon State.

**2010:**

- As a true sophomore, played in 11 games as a reserve defensive end and on special teams.
- Had a season-best three tackles against Wake Forest.

**2009:**

- Did not see any playing time.

**PERSONAL:**

- Was an AP first-team all-state selection and the North Shore Conference Defensive Player of the Year as a senior at Homestead High School in Mequon, Wis.
- Notched 70 tackles, 15 for losses, six sacks and an interception in his final prep season.
- Also lettered in golf.
- Graduated from Stanford with his degree in science, technology and society.

**COMMUNITY:**

- 2014 Rookie Club presented by UnitedHealthcare.
- 2014 NFL PLAY 60 FITNESSGRAM® school visit.
- 2014 Home Run Derby Competition benefitting The Salvation Army.
- 2014 Dallas Cowboys U High School Camp.

**GARDNER'S STANFORD TOTALS**

Year	GP-GS	DEFENSE										INTERCEPTIONS					FUMBLES REC				
		ST	AT	TT	Sks-Yds	Tkl/Ls	QB	Prs	PBU	FF	No	Yds	Avg	Lg	TD	No	Yds	Avg	Lg	TD	
2009	0-0	0	0	0	0.0(0)	0.0(0)	0	0	0	0	0	0	0.0	0	0	0	0.0	0	0	0	
2010	11-0	2	1	3	1.0(-11)	2.0(-12)	1	2	0	0	0	0	0.0	0	0	0.0	0	0	0	0	
2011	13-12	23	12	35	4.5(-35)	10.0(-47)	6	4	1	0	0	0	0.0	0	1	0	0.0	0	0	0	
2012	14-14	27	22	49	7.5(-35)	14.5(-50)	2	10	1	0	0	0	0.0	0	1	0	0.0	0	0	0	
2013	9-8	7	12	19	7.5(-34)	4.5(-28)	9	0	1	0	0	0	0.0	0	0	0	0.0	0	0	0	
<b>Totals</b>	<b>47-34</b>	<b>59</b>	<b>47</b>	<b>106</b>	<b>20.5(-115)</b>	<b>31.0(-137)</b>	<b>18</b>	<b>16</b>	<b>3</b>	<b>0</b>	<b>0</b>	<b>0</b>	<b>0</b>	<b>0</b>	<b>2</b>	<b>0</b>	<b>0.0</b>	<b>0</b>	<b>0</b>	<b>0</b>	

**ADDITIONAL STATISTICS**

Blocked Kicks – 2011 (1), 2013 (1). Total (2).  
Punt Returns – 2013 (1 for 24 yards).

**SINGLE-GAME HIGHS**

Total Tackles – 6 vs. Southern California


**WILL SMITH**

40 • Linebacker

6-2 • 230 • 1/13/92

Texas Tech • D7b for '14 (238th overall)

NFL: Rookie • Cowboys: Rookie



**COLLEGE:** The Dallas Cowboys used their second selection in the seventh round (238th overall) of the 2014 NFL Draft on Texas Tech linebacker Will Smith. The linebacker spent two seasons in Lubbock where he racked up 175 tackles, 12 tackles for losses and 4.5 sacks while playing in 26 games with 24 starts. Prior to that, he spent one season each Riverside City Community College in Riverside, Calif. and Northwood University in Midland, Mich. Smith is expected to contribute immediately in the linebacker rotation and on special teams.

**TRANSACTION SUMMARY:**

**5/10/14:** Drafted in the seventh round (238th overall) by Dallas.

**2013:**

- Was an All-Big 12 Honorable Mention and named to the Big 12 Broadcasters All-Conference first-team, AP All-Big 12 first-team, ESPN Big 12 All-Bowl Team and was the Holiday Bowl Defensive Most Valuable Player.
- Started all 13 games and had 120 tackles (86 solo), 10.5 tackles for loss, 4.5 sacks, three quarterback hurries, two pass breakups and a fumble return for a touchdown.
- His 120 total tackles were the most by a Red Raider since 2002 (Lawrence Flugence - 193) and his 86 solo tackles were also the most by a Red Raider since 2002 (Flugence - 124).
- Among NCAA rankings, finished fourth in solo tackles (86), fifth in solo tackles-per-game (6.6), 15th in total tackles in a single-game (18 at Texas), 18th among active players in career solo tackles-per-game (4.6), 22nd in total tackles (120), 34th in total tackles-per-game (9.2).
- Led the Big 12 in solo tackles (86), was second in total tackles in a single-game (18 at Texas), third in total tackles (120), third in total tackles-per-game (9.2), 11th in sacks (4.5), 11th in sacks-per-game (0.35) and 11th in assisted tackles (34).
- Either led or tied for team lead in tackles in nine-of-13 games and made 48 tackles in three consecutive games (against Baylor, at Texas, against Arizona State) which marked the most by a Red Raider since 2002 (Flugence - 52).
- Posted 34 tackles in back-to-back games (against Baylor, at Texas) to mark the most by a Red Raider since 2002 (Flugence - 36).
- Became the first Red Raider with eight-or-more tackles in seven consecutive games since 2002 (Flugence - nine).
- Became the first Red Raider to score a touchdown after picking up a fumble since 2011 (Cornelius Douglas, against Oklahoma State) with a nine-yard return against Texas State and led the team with eight tackles with one tackle for a loss.
- Logged a career-high 18 tackles (13 solo) at Texas, as his 18 tackles marked the most by a Red Raider since Dwayne Slay also had 18 at Baylor in 2005.
- Led all players with 14 tackles, including two tackles for loss, helping the Red Raiders to a 37-23 upset over No. 14 Arizona State at the National University Holiday Bowl and was named Holiday Bowl Defensive MVP.

**2012:**

- Named *Phil Steele* All-Big 12 third team and *Dallas Morning News* All-Big 12 honorable mention after transferring to Texas Tech and posted 55 tackles, 1.5 tackles for a loss and three quarterback hurries while playing in 13 games with 11 starts.
- Had at least one tackle in all 13 games played and notched at least three tackles in 11-of-13 games.
- Made Texas Tech debut with three tackles in the season opener against Northwestern State.
- Led the team with seven tackles at Iowa State.
- Posted six tackles at Texas State, at No. 21 TCU and against No. 22 Texas.
- Logged a season-high eight tackles against Minnesota in the Meineke Car Care Bowl of Texas.

**2011:**

- Attended Riverside City Community College in Riverside, Calif. as a sophomore where he was a member of the SUPERPREP JUCO team after finishing the season second on the team with 88 tackles and 13 tackles for loss, along with 1.5 sacks, four fumble recoveries and three interceptions including one that was returned 75 yards for a touchdown.
- Started all 11 games while helping guide the squad to a perfect 11-0 record and a No. 5 national ranking by *JC Gridwire*.

**2010:**

- Recorded 22 tackles, a tackle for loss and a forced fumble while playing in eight games during his freshman season at Northwood University in Midland, Mich.

**PERSONAL:**

- Attended Notre Dame High School in Riverside, Calif. where he was named team and league most valuable player in football and basketball.
- Also selected team MVP in track.
- Graduated with a degree in university studies from Texas Tech.

**COMMUNITY:**

- 2014 Rookie Club presented by UnitedHealthcare.
- 2014 NFL PLAY 60 FITNESSGRAM® school visit.
- 2014 Home Run Derby Competition benefitting The Salvation Army.
- 2014 Dallas Cowboys U High School Camp.

**SMITH'S COLLEGE TOTALS**

Year	GP-GS	DEFENSE							INTERCEPTIONS					FUMBLES REC					
		ST	AT	TT	Sks-Yds	Tk/Ls	QB Prs	PBU	FF	No	Yds	Avg	Lg	TD	No	Yds	Avg	Lg	TD
2010 Northwood Univ.	8-0	14	8	22	0.0(0)	1.0(-1)	0	0	1	0	0	0	0	0	0	0	0	0	0
2011 Riverside CC	11-11	36	52	88	1.5(-11)	13.0(-38)	5	5	1	3	75	25.0	69	1	4	0	0.0	0	0
2012 Texas Tech	13-11	34	21	55	0.0(0)	1.5(-6)	3	0	0	0	0	0.0	0	0	0	0	0.0	0	0
2013 Texas Tech	13-13	86	34	120	4.5(-25)	10.5(-37)	3	2	0	0	0	0.0	0	0	1	9	9.0	9t	1
<b>Totals</b>	<b>45-35</b>	<b>170</b>	<b>115</b>	<b>285</b>	<b>6.0(-36)</b>	<b>26.0(-82)</b>	<b>11</b>	<b>7</b>	<b>2</b>	<b>3</b>	<b>75</b>	<b>25.0</b>	<b>69</b>	<b>1</b>	<b>5</b>	<b>0</b>	<b>0.0</b>	<b>9t</b>	<b>1</b>

**SINGLE-GAME HIGHS**

**Total Tackles** - 18 at Texas, 11/28/13  
**Solo Tackles** - 13 at Texas, 11/28/13




# AHMAD DIXON

36 • Safety

6-0 • 210 • 9/5/91

Baylor • D7c for '14 (248th overall)

NFL: Rookie • Cowboys: Rookie



**COLLEGE:** With their third selection in the seventh round of the 2014 NFL Draft, the Dallas Cowboys added Baylor safety Ahmad Dixon to the defensive backfield mix. While with the Bears, he was an All-American safety and three-year starter, making 288 career tackles, 12 breakups and four interceptions while starting 38 (26 at hybrid linebacker/defensive back, 12 at safety) of 50 career games played. In Dallas he will look to make his impact on special teams as well as enhance the defensive backfield depth.

## TRANSACTION SUMMARY:

**5/10/14:** Drafted in the seventh round (248th overall) by Dallas.

### 2013:

- Started 12-of-13 games at safety as a senior, earning first-team All-American honors by *Sporting News* and AFCA, second-team by AP, CBSSports.com and *Lindy's*, third-team by *Phil Steele* and honorable mention by SI.com.
- Was also a consensus first-team All-Big 12 selection after totaling 81 tackles (second on the squad), two tackles for loss, six pass breakups, one interception, one forced fumble, one fumble recovery and one blocked kick.
- Moved back to his original position of safety in the spring after playing two seasons (2011 and 2012) as a hybrid linebacker/defensive back.
- Made eight tackles in the season-opening win over Wofford.
- Had five tackles and blocked a PAT in the win over Buffalo.
- Had eight tackles and late game-sealing interception in a road win at Kansas State.
- Made a team-high 10 tackles, including one for loss, and a pass breakup in a win over No. 12 Oklahoma.
- Had a team-high eight tackles, forced fumble and recovered fumble in the win against Texas Tech.
- Led team with a season-high 11 tackles (seven solo) in the Fiesta Bowl against No. 15 UCF.

### 2012:

- Started at nickelback/"Bear" in all 13 games as a junior and earned All-Big 12 honorable mention by league's coaches and Associated Press.
- Ranked seventh in the Big 12 with 7.8 tackles-per-game.
- Totaled a career-best 102 tackles (66 solo, 5.5 for loss) on the season, third on the team.
- Also had two interceptions, one sack, three breakups and two quarterback hurries.
- Made 11 stops and had a 14-yard interception in the win at ULM.
- Collected a career-high 13 tackles (eight solo and 1.5 for losses), had one sack and added a breakup against TCU.
- Totaled 11 tackles (eight solo and one for loss) at Texas.
- Recorded his second interception and had six tackles in the win over Kansas.
- Made 10 tackles (career-high nine solo) and had one hurry in upset of No. 1 Kansas State.
- Had four tackles (one for loss) and one pass breakup in Holiday Bowl win over No. 17 UCLA.

### 2011:

- Starting nickelback in all 13 games as a sophomore and earned honorable-mention All-Big 12 honors from league coaches.
- Ranked fourth on team with 89 total tackles (56 solo), while adding 5.5 tackles-for-loss, three pass breakups, two quarterback hurries, three fumble recoveries - tied for second in Big 12 - and one interception returned for a touchdown.
- Made his first career start in the season opener against No. 14 TCU, making five tackles.
- Led the team with nine tackles and returned his first career interception 55 yards for a score in a win against Rice.
- Had nine tackles and a tackle for loss at No. 14 Kansas State.
- Had a season-high 11 tackles at No. 21 Texas A&M.
- Posted nine tackles and a fumble recovery in the homecoming win against Missouri.
- Made eight tackles in the Valero Alamo Bowl win over Washington, including two for loss.

### 2010:

- One-of-six true freshmen to see action on the season, playing in 11-of-13 games as a reserve safety and on special teams, missing two games due to injury.
- Totaled 16 tackles and one forced fumble, while also returning two kickoffs for 17 yards.
- Had a season-high four tackles in his collegiate debut in the season-opening win over Sam Houston State.
- Tied a season-high with four tackles at No. 4 TCU.
- Totaled one tackle, one forced fumble and returned two kickoffs for 17 yards against No. 16 Oklahoma.

## PERSONAL:

- Was a bluechip local recruit from Midway High School in Hewitt, Texas.
- All-American defensive back rated No. 15 nationally on ESPN 150 by ESPN.com and was named *SuperPrep All-America* and listed No. 2 defensive back nationally.
- Played in 2010 Under Armour All-American game in Orlando and 2010 US Army All-American Bowl in San Antonio.

- National position ratings among safeties: No. 3 by ESPN.com, No. 10 by Rivals.com (No. 133 overall), No. 10 by Scout.com and was rated as the No. 2 overall prospect in Texas by SuperPrep/Scout.com and the No. 7 overall recruit on *Austin American-Statesman's* Texas Fabulous 55 list.
- Named to Texas top-100 lists by following publications: *Houston Chronicle/VYPE* magazine, *Fort Worth Star-Telegram* and *Waco Tribune-Herald* and was selected to *Waco Tribune-Herald's* Super Centex All-Decade Team of 2000s.
- Registered more than 300 tackles in prep career.
- As a senior in 2009, named first-team All-District 16-4A safety and made the 2009 *Waco Tribune-Herald* Super Centex team as return specialist.
- Earned 2008 all-state honors and first-team All-District 16-4A as both safety and return specialist as a junior, second team by AP and third team by TSWA after totaling 114 tackles, four interceptions, three pass breakups, two forced fumbles, two fumble recoveries and two blocked kicks.
- As sophomore in 2007 totaled 105 tackles en route to first-team All-District 16-4A honors.
- Was also a track athlete, part of Midway 4x400 meter relay squad that advanced to state track meet in 2008 as sophomore.
- Majored in general studies at Baylor.

**COMMUNITY:**

- 2014 Rookie Club presented by UnitedHealthcare.
- 2014 NFL PLAY 60 FITNESSGRAM® school visit.
- 2014 Home Run Derby Competition benefiting The Salvation Army.
- 2014 Dallas Cowboys U High School Camp.

**DIXON'S BAYLOR TOTALS**

Year	GP-GS	DEFENSE						INTERCEPTIONS				FUMBLES REC							
		ST	AT	TT	Sks-Yds	Tkl/Ls	QB Prs	PBU	FF	No	Yds	Avg	Lg	TD	No	Yds	Avg	Lg	TD
2010	11-0	11	5	-16	0.0(0)	0.0(0)	0	0	1	0	0	0.0	0	0	0	0	0.0	0	0
2011	13-13	56	33	-89	0.0(0)	5.5(-20)	2	3	0	1	55	55.0	55	1	3	4	1.3	4	0
2012	13-13	66	36	-102	1.0(-9)	5.5(-19)	2	3	0	2	17	17.0	14	0	0	0	0.0	0	0
2013	13-12	53	28	-81	0.0(0)	2(-2)	0	6	1	1	0	0.0	0	0	1	0	0.0	0	0
<b>Totals</b>	<b>50-38</b>	<b>186</b>	<b>102</b>	<b>-288</b>	<b>1.0(-9)</b>	<b>13.0(-41)</b>	<b>4</b>	<b>12</b>	<b>2</b>	<b>4</b>	<b>72</b>	<b>18.0</b>	<b>55</b>	<b>1</b>	<b>4</b>	<b>4</b>	<b>1.0</b>	<b>0</b>	<b>0</b>

**ADDITIONAL STATISTICS**


- Blocked Kicks – 2013 (1)
- Kickoff Returns – 2010 (2 for 17 yards)

**KEN BISHOP****66 • Nose Tackle**

6-0 • 305 • 9/8/90

Northern Illinois • D7d for '14 (251st overall)

NFL: Rookie • Cowboys: Rookie



**COLLEGE:** Ken Bishop comes to Dallas as one of the club's five seventh round (251st) draft choices. Bishop fits the mold of a trench-clogging nose tackle and spent two seasons at Ellsworth Community College honing his skills before finishing his collegiate career at Northern Illinois. In four years, Bishop totaled 256 tackles, 7.5 sacks and 22 tackles for losses. He looks to make the leap to the professional level and be a disruptive force at the point of attack in Dallas.

**TRANSACTION SUMMARY:**

**5/10/14:** Drafted in the seventh round (251st overall) by Dallas.

**2013:**

- Was a consensus first-team All-MAC selection, finishing fourth on the NIU defense - tops among linemen - with 70 stops. Added seven tackles for losses (tied for fourth) and had two interceptions.
- Had a career-high 11 tackles at Toledo.
- Notched at least two tackles in each game he played.

**2012:**

- In his first season at NIU after transferring from Ellsworth Community College in Iowa Falls, Iowa, was eighth on the team with 55 tackles, sixth with two sacks and fifth with 9.5 stops for losses.
- Started nine-of-14 games on the defensive line and also started one game at fullback in the MAC Championship.

**2011:**

- In his second season at Ellsworth, was a first-team All-Midwest Football Conference selection, posting 67 tackles (second on the team).
- Also added two sacks and a breakup in nine games played.



**2010:**

- As a freshman, placed third on the unit with 64 tackles while adding three tackles for losses, two sacks and a fumble recovery.

**PERSONAL:**

- Earned second-team all-state honors as a senior at Piper High School in Sunrise, Fla.
- Was invited to the North-South and Dade-Broward All-Star Games following his senior prep season.
- Majored in general studies at NIU.
- Has a son, Ken III.

**COMMUNITY:**

- 2014 Rookie Club presented by UnitedHealthcare.
- 2014 NFL PLAY 60 FITNESSGRAM® school visit.
- 2014 Home Run Derby Competition benefiting The Salvation Army.
- 2014 Dallas Cowboys U High School Camp.

**BISHOP'S COLLEGE TOTALS**

Year School	GP-GS	DEFENSE						INTERCEPTIONS				FUMBLES REC									
		ST	AT	TT	Sks-Yds	Tkl/Ls	QB Prs	PBU	FF	No	Yds	Avg	Lg	TD	No	Yds	Avg	Lg	TD		
2010 Ellsworth.....	10	19	45	-	64	2.0(-9)	3.0(-11)	-	-	-	-	0	0	0.0	0	0	1	0	0.0	0	0
2011 Ellsworth.....	9	31	36	-	67	2.0(0)	2.5(0)	-	-	-	-	0	0	0.0	0	0	0	0	0.0	0	0
2012 Northern Ill.....	14-9	30	25	-	55	2.0(-15)	9.5(-26)	-	-	-	-	0	0	0.0	0	0	1	-	-	-	-
2013 Northern Ill.....	14-14	34	36	-	70	1.5(-12)	7.0(-21)	-	-	-	-	2	15	7.5	14	0	3	-	-	-	-
<b>Totals .....</b>	<b>37-</b>	<b>114</b>	<b>142</b>	<b>-</b>	<b>256</b>	<b>7.5(-36)</b>	<b>22(-58)</b>	<b>-</b>	<b>-</b>	<b>-</b>	<b>-</b>	<b>2</b>	<b>15</b>	<b>7.5</b>	<b>14</b>	<b>0</b>	<b>3</b>	<b>-</b>	<b>-</b>	<b>-</b>	<b>-</b>


**SINGLE-GAME HIGHS**

**Total Tackles** – 9 at Mississippi State, 10/15/11  
**Solo Tackles** – 6, three times, last vs. Furman, 9/18/10

# TERRANCE MITCHELL

**30 • Cornerback**

5-11 • 195 • 5/17/92  
 Oregon • D7 for '14 (254th overall)  
 NFL: Rookie • Cowboys: Rookie



**COLLEGE:** The Dallas Cowboys selected Terrance Mitchell in the seventh round (254th overall) of the 2014 NFL Draft, adding a talented cover corner to their secondary. Mitchell played three seasons at Oregon, red-shirting his freshman year in 2010, and finished his career with 38 starts in 40 games played, recording 144 tackles, seven interceptions, four forced fumbles and 25 pass breakups, which tied for 10th place in school history. He comes to the Cowboys looking to break through a talented core of young secondary players and contribute to a pass defense that ranked in the bottom half of the league last season, as well as make an impact on special teams.

**TRANSACTION SUMMARY:**

**5/10/14:** Drafted in the seventh round (254th overall) by Dallas.

**2013:**

- Started all 13 games he appeared in, finishing ninth on the squad with a career-high 59 tackles, in addition to seven pass breakups, and leading the Ducks while ranking fifth in the Pac-12 Conference with a career-best five interceptions, including one touchdown.
- Gained 16 yards on an interception return and posted four tackles at Virginia.
- Had back-to-back six-tackle performances at Colorado, where he also had a career-best two interceptions and a breakup at California.
- Posted seven tackles at Washington and totaled four takedowns with a pair of pass breakups, running back an interception returned 51 yards for a touchdown against Washington State.
- Recorded a career-high nine tackles at Stanford.
- Registered five tackles in back-to-back wins to close out the season against Oregon State and in the Alamo Bowl against Texas.

**2012:**

- Received All-Pac 12 Conference honorable mention while starting all 13 games at left cornerback, finishing ninth on the team with 40 tackles and third with eight pass breakups.
- Credited with a season-best eight tackles against both Southern California and Stanford, in addition to breaking up one pass in each contest.
- Registered a season-high two pass breakups to go along with three tackles against Fresno State before breaking up a season-high tying two passes at Washington State.
- Recorded five solo tackles in the Fiesta Bowl win against Kansas State.

**2011:**

- As a redshirt freshman started 12 of his 14 games played, recording 45 tackles, including three tackles for loss, two interceptions, three forced fumbles and led the team with a career-best 12 pass breakups, a figure that ranked sixth in the Pac-12.
- Made five tackles, including one for loss, and recorded one pass breakup and a forced fumble against Nevada.
- Broke up a season-high two passes in each of the Arizona, Arizona State, Washington State and UCLA contests, pulling down an interception as well in the Washington State and UCLA games.

**PERSONAL:**

- Attended Luther Burbank High School in Sacramento, Calif. where he lettered in football and basketball.
- Was an All-Metropolitan League first-team selection and the league's Offensive MVP in addition to a CalHiSports.com all-state first-team pick as a defensive back his senior season.
- As a senior, he generated 2,360 all-purpose yards on 106 rushing attempts and 48 receptions, amassing 24 touchdowns on the offensive side of the ball in addition to recording six interceptions, a forced fumble and blocked field goal on defense and special teams.
- Earned first-team All-Metro honors a cornerback and Sacramento Bee All-Metro honorable mention as a junior, registering 38 tackles, two interception returns for touchdowns and 10 pass breakups.
- Majored in General Social Science at Oregon.

**COMMUNITY:**

- 2014 Rookie Club presented by UnitedHealthcare.
- 2014 NFL PLAY 60 FITNESSGRAM® school visit.
- 2014 Home Run Derby Competition benefiting The Salvation Army.
- 2014 Dallas Cowboys U High School Camp.

**MITCHELL'S OREGON TOTALS**

Year Team	GP-GS	DEFENSE							INTERCEPTIONS					FUMBLES REC						
		ST	AT	TT	Sks-Yds	Tkl/Ls	QB Prs	PBU	FF	No	Yds	Avg	Lg	TD	No	Yds	Avg	Lg	TD	
2011 Oregon	14-12	26	19	-	45	0.0(0)	3(-7)	0	12	3	2	36	18.0	36	0	1	9	9.0	9	0
2012 Oregon	13-13	22	18	-	40	0.0(0)	0(0)	0	8	0	0	0	0.0	0	0	0	0	0	0	0
2013 Oregon	13-13	37	22	-	59	0.0(0)	0(0)	0	7	1	5	72	14.4	51	1	0	0	0.0	0	0
<b>Totals</b>	<b>40-38</b>	<b>85</b>	<b>59</b>	<b>-</b>	<b>144</b>	<b>0.0(0)</b>	<b>3(-7)</b>	<b>0</b>	<b>27</b>	<b>4</b>	<b>7</b>	<b>108</b>	<b>15.4</b>	<b>51</b>	<b>0</b>	<b>1</b>	<b>9</b>	<b>9.0</b>	<b>9</b>	<b>0</b>

**SINGLE-GAME HIGHS**

- Total Tackles** – 9 at Stanford, 11/7/13
- Solo Tackles** – 6 vs. Washington State, 10/19/13
- Interceptions** – 2 at Colorado, 10/5/13

**ADDITIONAL STATISTICS**


- Kickoff Returns** – 2011 (1 for 24 yards).

**ROOKIES AND FIRST-YEAR**

**JOSH ALADENOYE** (uh-LAH-dih-noy)

Tackle

6-5 • 325 • 9/26/90  
Illinois State • FA for '14  
NFL: Rookie • Cowboys: Rookie



**COLLEGE:**

- After beginning his collegiate career at Oklahoma, transferred to Illinois State and started all 24 games in his final two collegiate seasons for the Redbirds.
- Was a second-team All-Missouri Valley Football Conference selection as a senior after starting all 11 games at left tackle.
- Was a key member of an offensive line unit that led the way for Marshaun Coprich, who rushed for 885 yards, with nine touchdowns, and recorded four 100-plus yard rushing performances.
- Was a MVFC All-Newcomer team selection after transferring to Illinois State and started all 13 games at right tackle for the Redbirds as a junior.
- Helped ISU rush for 134 yards-per-game on the ground, while also serving as a member of the offensive line that allowed just 14 sacks all season, which ranked 14th in the country in fewest sacks allowed.
- Played in the first four games of the season as a backup offensive lineman for the Sooners.
- Appeared in the final 12 games of the season as a backup offensive lineman with Oklahoma as a redshirt freshman.
- Redshirted as a true freshman.



**PERSONAL:**

- Was a two-time all-district selection, first-team all-class and all-star "Super Team" compiled by *Texas Football* magazine while attending North Mesquite, Texas, High School.
- Named *PrepStar* All-Midlands Region team as a senior and ranked as the No. 36 offensive tackle prospect by Scout.com and the No. 42 offensive tackle by Rivals.com coming out of high school after recording 80 pancake blocks as a senior.
- Was given the Nike training camp offensive lineman MVP award.
- Graduated with a degree in business communications from Illinois State.


**COMMUNITY:**

- 2014 Rookie Club presented by UnitedHealthcare.
- 2014 NFL PLAY 60 FITNESSGRAM® school visit.
- 2014 Home Run Derby Competition benefitting The Salvation Army.
- 2014 Dallas Cowboys U High School Camp.

# TIM BENFORD

Wide Receiver

5-11 • 198 • 9/7/89  
Tennessee Tech • FA for '12  
NFL: 1st Year • Cowboys: 1st Year



**PRO:** Tim Benford signed with Dallas following the 2012 NFL Draft with the hopes of making the active roster. Despite coming short of contributing full time, Benford impressed coaches enough to earn a spot on the club's practice squad through the entire 2012 season. He returned in 2013 to again make the push for the final 53 but again spent the year as a member of the team's practice roster.

**TRANSACTION SUMMARY:**

**12/30/13:** Re-signed with Dallas

**8/31/12:** Released by Dallas and signed to the club's practice squad (9/1).

**5/4/12:** Signed with Dallas as a rookie free agent.

**2013:**

- Returned to training camp with the Cowboys, was released at the end and signed to the club's practice squad where he spent the entire season.

**2012:**

- Signed as an undrafted free agent following the NFL Draft but was released at the end of training camp.
- Immediately signed to Dallas' practice squad where he spent the entire season.

**COLLEGE:**

- In 11 games as a senior, led the team in all receiving categories with 65 receptions for 923 yards and five touchdowns.
- Led the team in both receptions (50) and yards (812) with a school-record tying 10 touchdowns as a junior.
- As a sophomore, started 10 games and caught 33 passes for 580 yards and a pair of scores.
- As a freshman, set a school record and ranked first in the Ohio Valley Conference with 68 catches for 782 yards with 10 touchdown catches to tie a school record.
- Added six punt returns for 10 yards.

**PERSONAL:**

- Was a four-year letterman and three-year starter at Red Bank, Tenn., High School.
- Set three school records as a senior with 62 catches for 1,143 yards and 17 touchdowns, finishing his prep career with 156 receptions for 2,396 yards and 34 touchdowns while rushing 14 times for 128 yards and a pair of touchdowns.
- Added 38 tackles, seven interceptions and five touchdowns while playing defensive back as a senior.
- Majored in exercise science while at Tennessee Tech.


**COMMUNITY:**

- 2012 Rookie Club presented by UnitedHealthcare.
- 2012-14 Dallas Cowboys U High School Camp.
- 2014 Draft Day/Fan Appreciation Party.
- Annual Team Holiday Hospital Visits.
- Kickoff Luncheon.
- Make-A-Wish Foundation of North Texas.

# CHRIS BOYD

## Wide Receiver

6-4 • 210 • 12/16/91  
 Vanderbilt • FA for '14  
 NFL: Rookie • Cowboys: Rookie



### COLLEGE:

- Played just two seasons at Vanderbilt and started 24 of the 26 games he played, finishing his career with 81 receptions for 1,247 yards and 13 touchdowns.
- Caught 50 passes - tied for third all-time among Commodore sophomores - for 774 yards - eighth in the conference - and five touchdowns - all good for second on the team - as a sophomore.
- As a redshirt freshman in 2011, paced the squad with eight receiving touchdowns and was second with 31 catches and 473 yards.

### PERSONAL:

- Was a senior co-captain at Roswell, Ga., High School, on a team that finished 10-2 and advanced to the third round of the AAAAA playoffs.
- Started at receiver for two years and was honorable mention all-state, first-team all-region, posting 43 catches for 733 yards and nine touchdowns as a junior.
- Started on the school's basketball team and was a leadership and academic award winner.
- Majored in human organizational development at Vanderbilt.


### COMMUNITY:

- 2014 Rookie Club presented by UnitedHealthcare.
- 2014 NFL PLAY 60 FITNESSGRAM® school visit.
- 2014 Home Run Derby Competition benefiting The Salvation Army.
- 2014 Dallas Cowboys U High School Camp.

# BRIAN CLARKE

## Guard

6-2 • 305 • 10/14/89  
 Bloomsburg • FA for '14  
 NFL: Rookie • Cowboys: Rookie



### COLLEGE:

- Finished his four-year career at Bloomsburg with 38 starts and numerous accolades for his play, including being named a finalist for the Gene Upshaw Award representing the nation's top Division II lineman for the 2102 and 2013 seasons, being named first team All-American by the Associated Press, D2Football.com, Daktronics, and was a 2013 preseason *Sporting News* All-American in addition to being a first team All-PSAC East pick in 2011, 2012 and 2013.
- Helped pave the way for the Huskies to rush for 3,762 yards and rank sixth among all Division II teams in rushing during the 2013 season
- Was part of an offensive line that led the fifth ranked rushing offense in Division II at 315.75 yards-per-game, setting the PSAC single-season rushing record with 3,789 yards in 2012.
- Guided the leading rusher in Division II in Franklyn Quiteh (176.75) and also produced two 1,000-yard backs in consecutive seasons (2011-12), becoming the first team in the PSAC to do so.

### PERSONAL:

- Attended Hanover High School in Hanover, Pa. where he lettered in football.
- Was a three-time Wyoming Valley Conference first-team selection and first-team all-state selection as a senior in 2007 after being selected second-team all-state as a junior in 2006.
- Earned his degree in history from Bloomsburg.

### COMMUNITY:

- 2014 Rookie Club presented by UnitedHealthcare.
- 2014 NFL PLAY 60 FITNESSGRAM® school visit.
- 2014 Home Run Derby Competition benefiting The Salvation Army.
- 2014 Dallas Cowboys U High School Camp.



# DAVON COLEMAN

(DAY-von)

## Defensive Tackle

6-2 • 300 • 1/11/91

Arizona State • FA for '14

NFL: Rookie • Cowboys: Rookie



### COLLEGE:

- Finished his three-year career at Arizona State with 22 starts in 39 games played, amassing 166 tackles, 31 tackles for loss, 16 sacks, a forced fumble, a fumble recovery, as well as a blocked extra point and blocked field goal attempt.
- Was named Honorable Mention All-Pac 12 for his performance in 2013 in which he started all 13 games, finished third on the team with 15 tackles for loss and tied for the team lead with 8.5 sacks to go along with 58 tackles and a pass breakup.
- Had 11.0 tackles for loss, good for fifth on the team, in addition to 66 tackles, five sacks and a fumble recovery in 13 games as a junior.
- Started three-of-13 games played as a sophomore while posting 42 tackles, five tackles for loss, 2.5 sacks and a forced fumble as a reserve defensive lineman.
- Attended Fort Scott Junior College before enrolling at Arizona State, totaling 65 tackles, 8.5 tackles for loss, 2.5 sacks, two forced fumbles and an interception as a redshirt freshman.

### PERSONAL:

- Attended Glenville High School in Cleveland, Ohio where he earned Honorable Mention All-Ohio recognition after his senior season.
- Played defensive end at Glenville before switching to defensive tackle at the collegiate level.
- Earned his degree in interdisciplinary studies from Arizona State.

### COMMUNITY:

- 2014 Rookie Club presented by UnitedHealthcare.
- 2014 NFL PLAY 60 FITNESSGRAM® school visit.
- 2014 Home Run Derby Competition benefiting The Salvation Army.
- 2014 Dallas Cowboys U High School Camp.


# J.C. COPELAND

## Fullback

5-11 • 260 • 7/21/91

Louisiana State • FA for '14

NFL: Rookie • Cowboys: Rookie



### COLLEGE:

- Started 22-of-42 games with the Tigers and rushed for 92 yards and seven touchdowns with seven receptions for 85 yards through his collegiate campaign.
- Originally came to LSU as a defensive tackle, but switched to full back early in his career.
- As a senior, started six-of-11 contests as a blocking back and rushed for 25 yards and three scores on 13 carries. Added four receptions for 31 yards.
- Finished his junior year with starts in 12-of-13 games and was third on the team with four rushing scores.
- Rushed 21 times for 67 yards and caught three passes for 54.
- Saw time in 14 games with four starts and had the first two rushing attempts of his career (for 0 yards).
- Played in four games at fullback as a true freshman but did not record any stats.

### PERSONAL:

- One of the top defensive prospects out of Georgia as a senior in 2009 at Troup County High School in LaGrange, Ga.
- Was ranked the 25th prospect in the state of Georgia and 17th defensive end in the country, playing in the Georgia North/South All-Star Game.
- Posted 27 sacks as a senior after notching 12 with 58 tackles as a junior.
- Majored in sports administration at LSU.

### COMMUNITY:

- 2014 Rookie Club presented by UnitedHealthcare.
- 2014 NFL PLAY 60 FITNESSGRAM® school visit.
- 2014 Home Run Derby Competition benefiting The Salvation Army.
- 2014 Dallas Cowboys U High School Camp.

STAFF

ROOKIES/  
FIRST-YEAR

2013 SEASON

RECORDS

PLAYOFF  
RECORDS

HISTORY


SIDELINES

# ANDRE' CURETON

(CURE-tin)

## Guard

6-5 • 332 • 7/26/91  
Cincinnati • FA for '14  
NFL: Rookie • Cowboys: Rookie



### COLLEGE:

- Appeared in 23 games with six starts along the offensive line during his collegiate career with Cincinnati.
- Played in 12 games with six starts along the offensive line (three at left guard, two at right guard and one at left tackle) as a senior.
- Was part of an offensive line unit that allowed only 12 sacks during the regular season - leading the American Athletic Conference and tied for 11th best in the NCAA FBS - and led the AAC in total offense, averaging 482.3 yards-per-game.
- Played in four games as a reserve offensive lineman as a junior.
- Saw action in four games on the offensive line as a sophomore.
- As a redshirt freshman, played in three games as a reserve offensive lineman.
- Redshirted as a freshman.

### PERSONAL:

- Was an Associated Press all-state selection at Pike High School in Indianapolis, Ind.
- Helped lead his team to a sectional berth and Conference Indiana Championship in 2008.
- Also played two seasons of basketball.

### COMMUNITY:

- 2014 Rookie Club presented by UnitedHealthcare.
- 2014 NFL PLAY 60 FITNESSGRAM® school visit.
- 2014 Home Run Derby Competition benefitting The Salvation Army.
- 2014 Dallas Cowboys U High School Camp.

# CASEY KREITER

(CRY-ter)

## Long Snapper

6-1 • 250 • 8/13/90  
Iowa • FA for '14  
NFL: Rookie • Cowboys: Rookie



### COLLEGE:

- Was Iowa's primary long snapper as a sophomore and went on to serve in that role for his final 38 games collegiate career and was a permanent team captain on special teams.
- Also added nine career special teams tackles and was named Academic All-Big Ten in three consecutive seasons (2011-13).
- Won numerous team special teams awards and was an honorable mention All-Big Ten by league media and Academic All-Big Ten while handling all deep snaps with one special teams tackle as a senior.
- As a junior, handled all deep snaps for punts, PAT and field goal attempts in 11 games while recording a career-best seven tackles on punt coverage and was Academic All-Big Ten for the second straight year.
- Handled all deep snaps in all 13 games as a sophomore and added a tackle on special teams while being named Academic all-Big Ten.
- As a redshirt freshman, saw his only action of the season in a 27-24 loss at Minnesota, handling long snaps in the fourth quarter.
- Joined the Hawkeyes as a walk-on and redshirted as a true freshman.

### PERSONAL:

- Earned first team all-state honors as a senior and second team as a junior, and was first-team all-conference as a junior and senior at linebacker while serving as a team captain at Central High School in DeWitt, Iowa.
- Also saw playing time at tight end.
- Competed in wrestling - earning all-conference honors - baseball and track and field.
- Earned his degree in science education from Iowa.

### COMMUNITY:

- 2014 Rookie Club presented by UnitedHealthcare.
- 2014 NFL PLAY 60 FITNESSGRAM® school visit.
- 2014 Home Run Derby Competition benefitting The Salvation Army.
- 2014 Dallas Cowboys U High School Camp.



# BEN MALENA


(Muh-LEE-nuh)

## Running Back

5-8 • 200 • 5/29/92

Texas A&M • FA for '14

NFL: Rookie • Cowboys: Rookie



### COLLEGE:

- Finished his Aggies career with 320 carries for 1,618 yards (5.1) and 22 touchdowns. Added 49 catches for 353 yards and three scores while returning 13 kickoffs 215 yards.
- Led the team with 10 rushing touchdowns and finished second in rushing yards (564) and carries (115) in 12 starts. Added 21 catches for 190 yards and a touchdown and returned seven kickoffs 106 yards.
- As a junior played all 13 games with eight starts and tallied 919 all-purpose yards with 808 rushing and 111 receiving.
- Started two of the 13 games he played as a sophomore and rushed for 259 yards and four touchdowns on 67 carries. Added 10 catches for 52 yards and a touchdown along with three kickoff returns for 63 yards.
- As a freshman saw limited time on offense as a kick return specialist, finishing his first year with three returns for 46 yards in five games played.

### PERSONAL:

- Ran for 722 yards and 11 touchdowns as a senior at Cedar Hill, Texas, High School.
- Was a first-team all-district and *SuperPrep* Southwest Team selection while adding 11 catches for 161 yards.
- Totalled 2,202 rushing yards and 35 touchdowns as a junior.
- Majored in Kinesiology at Texas A&M.

### COMMUNITY:

- 2014 Rookie Club presented by UnitedHealthcare.
- 2014 NFL PLAY 60 FITNESSGRAM® school visit.
- 2014 Home Run Derby Competition benefitting The Salvation Army.
- 2014 Dallas Cowboys U High School Camp.


# CODY MANDELL

## Punter

6-2 • 215 • 4/7/92

Alabama • FA for '14

NFL: Rookie • Cowboys: Rookie



### COLLEGE:

- Joined the Crimson Tide as a walk on in 2010, eventually earning the starting job and a scholarship on his way to appear in 52 games and average 42.6 yards-per-punt in his career, fourth in school history.
- Registered 169 punts with 58 inside the 20-yard line and 43 of 50-plus yards during his career and set the single-season school record for punting average in 2012 with a 44.3-yard average and then averaged 47.1 on 39 punts in 2013 to rank second in program annals among punters with at least 25 punts.
- Garnered first team All-SEC accolades from the Associated Press and was a semifinalist for the Ray Guy Award and Burlsworth Trophy as a senior in 2013 after leading the nation in net punting with 42.4 yards-per-punt and tallying 47.1 yards on 39 punts (1,791 yards), while booting 14 punts of over 50 yards and four over 60, with a long of 63.
- Forced eight fair catches and pinned opponents inside the 20 on 15 occasions, with nine of those punts downed inside the 10-yard line, a rate of 23.0 percent, which was among the top-10 nationally, and allowed only 13 punt returns all season for 58 yards, a 4.5 yards-per-return average.
- Punted 50 times for 2,214 yards in 2012 for an average of 44.3 yards, setting an Alabama single-season record, and dropped 19 punts inside the 20-yard line while tallying 14 kicks of 50-plus yards, with a long of 61 as a junior.
- As a sophomore in 2011, recorded 39 punts for 1,534 yards, with an average of 39.3 yards-per-punt and amassed 11 punts inside the 20 in addition to forcing 17 fair catches.
- Garnered Freshman All-SEC honors from the league's coaches after starting all 13 games and punting 41 times for 1,607 yards, averaging 39.2 yards-per-punt, in addition to recording nine punts of over 50 yards, downing 13 inside the opponent's 20-yard line.

STAFF  
ROOKIES/  
FIRST-YEAR  
2013 SEASON  
RECORDS  
PLAYOFF  
RECORDS  
HISTORY  
SIDELINES

**PERSONAL:**

- Attended Acadiana High School in Lafayette, La., where he averaged 45.5 yards-per-kick as a senior in 2009 and produced touchbacks on 77 percent of his kickoffs, and averaged 43.0 yards-per-kick as a junior in 2008 with a long of 56 yards.
- Scout.com ranked him as the country's fifth-best punter in the 2010 recruiting class and he was the nation's No. 22 punter according to ESPN.
- Also served as the kicker in 2007 and 2008, connecting on 72-of-76 extra points and one-of-four field goals.
- Earned his degree in communication studies from Alabama.

**COMMUNITY:**

- 2014 Rookie Club presented by UnitedHealthcare.
- 2014 NFL PLAY 60 FITNESSGRAM® school visit.
- 2014 Home Run Derby Competition benefitting The Salvation Army.
- 2014 Dallas Cowboys U High School Camp.

# DARIUS MORRIS

## Tackle

6-4 • 310 • 4/28/88

Temple • FA for '14

NFL: 1st Year • Cowboys: 1st Year



**PRO:** While searching for more depth along the offensive line during the 2014 offseason training period, the Dallas Cowboys signed Darius Morris on May 22 following a tryout. He originally entered the NFL as an undrafted rookie free agent with Houston after a tryout on July 30, 2011, but injured his foot shortly after and was placed on the Reserve/Injured list on Aug. 27 where he spent the rest of the year. Morris was then released by Houston on Feb. 29, 2012 and spent both the 2012 and 2013 seasons out of football.

**TRANSACTION SUMMARY:**

- 5/22/14: Signed with Dallas
- 2/29/12: Released by Houston.
- 8/27/11: Placed on Reserve/Injured with a foot injury.
- 7/30/11: Signed with Houston as a rookie free agent.

**2013:**

- Spent the year out of football.
- Began the offseason with Houston but was released on Feb. 29.

**2012 (Houston):**

was released on Feb. 29.

**2011 (Houston):**

- Signed as an undrafted free agent with the Texans, but suffered a foot injury during the preseason and was placed on the team's Reserve/Injured list on Aug. 27 and missed the rest of the year.

**COLLEGE:**

- Played five seasons at Temple, redshirting after his sophomore season due to injury, starting 27 of his 45 game appearances at right tackle for the Owls and garnering numerous awards for his performance.
- Was named a team captain for nine games of his senior season in 2010, was one of just seven players to start all 12 contests and earned honors for his play at right tackle, including 2010 first-team All-MAC honoree, 2010 second-team All-MAC by Phil Steele and was a 2010 Captains' Award recipient.
- Named a 2009 first-team All-MAC honoree, a first-team All-MAC honoree by Phil Steele, Temple's 2009 Offensive MVP as a member of the offensive line and received the 2009 Top Hog Award as the team's best offensive lineman playing in all 13 games with 11 starts coming off a medical redshirt.
- Was part of an offensive line that helped the Owls offense rush for 187 yards-per-game, score 29.5 points-per-game and propel freshman running back Bernard Pierce to top school rushing records in yards (1,361), touchdowns (16) and 100-yard rush games (6) on the way to the team's first bowl appearance since 1979.
- Was sidelined with a medical redshirt in 2008.
- Played in nine games with four starts as a sophomore in 2007.
- Saw action in 10 games as a true freshman during the 2006 season in a reserve role on the offensive line.

**PERSONAL:**

- Attended Long Branch High School in Long Branch, N.J., where he was a Newark Star Ledger third-team all-state, first-team All-Group III and first-team All-Monmouth selection on the football team.
- Also lettered in basketball at Long Branch as the team's starting center.
- Earned his degree in communication from Temple.
- Married to Angel, has two daughters, Janiya and Avi'ani, and a son, Darius.

**COMMUNITY:**


- 2014 Home Run Derby Competition benefitting The Salvation Army.
- 2014 NFL PLAY 60 FITNESSGRAM® school visit.
- 2014 Home Run Derby Competition benefitting The Salvation Army.
- 2014 Dallas Cowboys U High School Camp.



# JORDAN NAJVAR (NYE-ver)

Tight End

6-6 • 260 • 1/8/91  
Baylor • FA for '14  
NFL: Rookie • Cowboys: Rookie



#### COLLEGE:

- In three seasons at Baylor, caught 35 passes for 311 yards and four touchdowns.
- Started eight-of-12 games as a senior, missing one game due to injury, and caught 10 passes for 85 yards while blocking for an offense that led the nation in total yards (618.8 per-game) and points (52.4).
- As a junior earned three starts in 13 games to claim All-Big 12 honorable mention, catching 10 passes for 80 yards and two touchdowns along with one rushing score. Added first-team Academic All-Big 12 honors.
- Played in all 13 games with eight starts as a Baylor sophomore, earned honorable mention All-Big 12, finishing with 15 catches for 146 yards and two touchdowns.
- As a redshirt freshman transfer to Baylor, sat out the season in compliance with the NCAA Division I transfer policy.
- Started his collegiate career at Stanford in 2009 but did not play to retain his redshirt season.

#### PERSONAL:

- Finished his prep campaign at Klein Oak High School in Spring, Texas ranked the 12th-best tight end by Rivals.com.
- Was a first-team all-state tight end, leading all ends in the state with 52 catches for 205 yards and a touchdown as a senior.
- Set school career records for receptions and was a member of the National Honor Society.
- Graduated from Baylor in May, 2013 with degree in distribution management technology.


#### COMMUNITY:

- 2014 Rookie Club presented by UnitedHealthcare.
- 2014 NFL PLAY 60 FITNESSGRAM® school visit.
- 2014 Home Run Derby Competition benefitting The Salvation Army.
- 2014 Dallas Cowboys U High School Camp.

# JAMAR NEWSOME

Wide Receiver

6-1 • 206 • 11/5/87  
Central Florida • FA for '13  
NFL: 1st Year • Cowboys: 1st Year



**PRO:** Jamar Newsome signed with the Dallas Cowboys on Sept. 17, 2013 and was immediately added to the club's practice squad where he remained for the 2013 season. Prior to joining the Cowboys, Newsome previously spent time on the active roster and/or practice squads of Jacksonville (2011), Pittsburgh (2011) and Kansas City (2011-12), and has appeared in eight games with two starts during his career, catching five passes for 73 yards. Newsome entered the league as an undrafted free agent in 2011 with the Jaguars. He looks to compete for a roster spot at receiver and on special teams entering 2014.

#### TRANSACTION SUMMARY:

- 12/31/13: Signed by Dallas.
- 10/21/13: Re-signed to Dallas' practice squad and released (12/20).
- 9/17/13: Signed to Dallas' practice squad, released (10/19).
- 8/27/13: Released by Kansas City.
- 11/24/12: Signed to Kansas City's active roster.
- 8/31/12: Released by Kansas City and signed to its practice squad (9/1).
- 12/3/11: Signed to Kansas City's practice squad.
- 11/2/11: Signed to Pittsburgh's practice squad and released (12/1).
- 9/20/11: Released by Jacksonville, signed to its practice squad (9/21) and released (10/18).
- 7/26/11: Signed with Jacksonville as a rookie free agent.

#### 2013: (Kansas City/Dallas)

- Spent the offseason and training camp with Kansas City, but was released following final cuts.
- Signed to Dallas' practice squad on Sept. 17, was released on Oct. 19, re-signed to the Cowboys practice squad on Oct. 21 and was released once more on Dec. 20.

STAFF  
ROOKIES/  
FIRST-YEAR  
2013 SEASON  
RECORDS  
PLAYOFF  
RECORDS  
HISTORY  
SIDELINES

**2012 (Kansas City):**

- Played in six games - including his first two career starts - at wide receiver and recorded five catches for 73 yards (14.6 avg.) after spending the first 11 weeks of the season on the Chiefs practice squad.
- Caught one pass for 10 yards against Denver (11/25) and one for four yards against Carolina (12/2).
- Registered one reception for 25 yards at Cleveland (12/9).
- Made his first career start at Oakland (12/16) and grabbed one reception for six yards.
- Caught one pass for a season-long 28 yards in his second career start against Indianapolis (12/23).

**2011 (Jacksonville/Pittsburgh/Kansas City):**

- Signed with Jacksonville as an undrafted free agent, earned a spot on the Jaguars active roster following training camp and saw action on special teams during the first two weeks of the season.
- Made his NFL debut against Tennessee (9/11), and was active again at the N.Y. Jets (9/18), but did not record any statistics in either contest.
- Was released by Jacksonville on Sept. 20, but immediately signed to the Jaguars practice squad the next day and remained there until his release on Oct. 18.
- Signed to Pittsburgh's practice squad on Nov. 2, but was released on Dec. 1.
- Added to the Chiefs practice squad on Dec. 3, where he spent the final four weeks of the season.

**COLLEGE:**

- Played in 36 games (six starts) at Central Florida, totaling 65 receptions for 986 yards (15.2 avg.) with seven touchdowns.
- Also rushed seven times for 41 yards (5.9 avg.) with one touchdown and returned 12 kickoffs for 413 yards (34.4 avg.).
- Played in all 14 games (six starts) as a senior in 2010, notching 37 receptions for 616 yards (16.6 avg.) with three touchdowns.
- He also had three rushes for 15 yards (5.0 avg.) and a touchdown and returned 10 kickoffs for 306 yards (30.6 avg.).
- Saw action in 10 games in 2009 as a junior, recording 24 catches for 289 yards (12.0 avg.) with three touchdowns.
- Also rushed four times for 26 yards (6.5 avg.) and returned two kickoffs for 107 yards (53.5 avg.), including a career-long 89-yard effort on his first career return at Southern Mississippi (9/12).

**PERSONAL:**

- Caught 29 passes for 660 yards with eight touchdowns as a senior at Boca Ciega High School in Gulfport, Fla.
- Earned All-Suncoast and all-conference honors and was named team MVP as a senior.
- Also lettered in track and field, placing third in the state in the long jump and triple jump.
- Majored in criminal justice at UCF.

**COMMUNITY:**

- 2014 Draft Day/Fan Appreciation Party.
- 2014 Dallas Cowboys U High School Camp.
- Annual Team Holiday Hospital Visits.
- Make-A-Wish Foundation of North Texas.


# TYLER PATMON

## Cornerback

5-10 • 185 • 1/26/91

Oklahoma State • FA for '14

NFL: Rookie • Cowboys: Rookie

**COLLEGE:**

- Played in 48 career games for the Kansas Jayhawks and Oklahoma State Cowboys and started at cornerback in 33 of them, amassing 172 tackles, 15.5 tackles for loss, 31 pass breakups, seven interceptions, and scored two defensive touchdowns on an interception return and a fumble return.
- Transferred from Kansas to Oklahoma State after graduating in 2012 to fulfill one year of remaining eligibility, and in five starts and 13 appearances for the Cowboys, tied for the team lead with nine pass breakups, led all cornerbacks with four tackles for loss, made 30 tackles, returned a fumble 78 yards for a touchdown and recorded an interception.
- Started at corner all 12 games in 2012 for the Jayhawks, earning Academic All-Big 12 first-team honors and registering a career-best 58 tackles to go along with four tackles for loss, one sack, 11 pass deflections and tied for 12th in the Big 12 with three interceptions.
- Scored his first career touchdown on a 54-yard interception return against the Northern Illinois to go along with seven tackles.
- Played in 11 games, including seven starts at cornerback in 2011, finishing second on the team with four pass breakups, made 39 tackles and hauled in an interception.
- Earned Academic All-Big 12 first-team honors after a 2010 reshirt freshman campaign in which he started nine-of-12 games and led the team with 12 pass deflections, tied for the team lead with two interceptions, recorded 45 tackles and added 5.5 tackles for loss, second on the team.

**PERSONAL:**

- A two-year letterwinner at Vista Ridge High School in Cedar Hills, Texas, played cornerback and wide receiver, earning all-district first team honors as a junior and a senior in addition to academic all-district honors.



- As a senior he recorded 37 tackles, two pass breakups and two interceptions on defense, and on offense he had seven receptions for 113 yards and two scores in addition to a blocked punt and two blocked field goals.
- As a junior he had 45 tackles, one interception, 11 passes broken up and forced one fumble.
- Also ran track and was a state qualifier.
- Earned his degree in general studies from Kansas.

**COMMUNITY:**

- 2014 Rookie Club presented by UnitedHealthcare.
- 2014 NFL PLAY 60 FITNESSGRAM® school visit.
- 2014 Home Run Derby Competition benefiting The Salvation Army.
- 2014 Dallas Cowboys U High School Camp.


# RONALD PATRICK

## Guard

6-1 • 310 • 11/1/91

South Carolina • FA for '14

NFL: Rookie • Cowboys: Rookie

**COLLEGE:**

- Appeared in 38 games with 25 starts during his collegiate career at South Carolina.
- Three-time SEC Fall Academic Honor Roll recipient.
- Second-year starter at the right guard position as a senior while starting 12 games in which he played.
- Moved into the starting lineup for the first time in his career as a junior and started 13 games at right guard, joining senior center T.J. Johnson as the only two offensive linemen to start every game.
- As a sophomore, moved back to guard in the spring after spending the 2010 season as the backup center behind T.J. Johnson and played in 10-of-13 games.
- Saw limited action as a reserve offensive lineman as a freshman, playing in three contests.

**PERSONAL:**

- Played offensive guard at Cocoa, Fla., High School where he was a three-year starter.
- Rated as the nation's 48th-best offensive guard by Scout.com and as the nation's 136th-ranked offensive guard by ESPN.com.
- Helped his team to a 14-0 record and the 3A title as a senior and earned All-Space Coast first-team honors and was named first-team all-state as selected by SunStateFootball.com.
- As a junior, helped his team to the 3A state title and a 14-1 season and was named to the All-Space Coast first team and was a third-team all-state selection.
- Was on the school's basketball squad that went 30-3 and claimed the 4A state title as a junior.
- Earned his degree in criminal justice from South Carolina.

**COMMUNITY:**

- 2014 Rookie Club presented by UnitedHealthcare.
- 2014 NFL PLAY 60 FITNESSGRAM® school visit.
- 2014 Home Run Derby Competition benefiting The Salvation Army.
- 2014 Dallas Cowboys U High School Camp.

# DASHAUN PHILLIPS

(DAY-shawn)

## Cornerback

5-11 • 185 • 1/3/91

Tarleton State • FA for '14

NFL: Rookie • Cowboys: Rookie

**COLLEGE:**

- A four-year starter at Tarleton State, compiling 176 tackles (111 solo), 3.5 tackles for loss, 12 interceptions, including one touchdown, 35 pass breakups, three forced fumbles, one blocked kick and a safety while playing in 42 career games with 38 starts.
- Also recorded 18 punt returns for 166 yards (9.2 avg.), seven kickoff returns for 145 yards (20.7 avg.) and caught one pass for three yards on offense.

- Was a three-time first-team All-Lone Star Conference selection (2011-13), three-time Don Hansen first-team All-Super Region Four selection (2011-13), second-team All-American (2011) and LSC Defensive Player of the Year (2011) recipient.
- For the third consecutive season, earned first-team All-LSC honors and was a first-team Don Hansen All-Super Region Four selection after tallying 50 tackles, 1.5 tackles for loss, seven pass breakups, one interception and a forced fumble on defense while starting all 10 games as a senior.
- Also returned two kickoffs for 32 yards (16.0 avg.) and one punt for five yards.
- Recorded 32 tackles, eight pass breakups, one interception, one forced fumble and a blocked kick as a junior while playing in 10 games with nine starts and was named first-team All-LSC and was also a Don Hansen first-team All-Super Region Four selection.
- Also returned four kickoffs for 106 yards (26.5 avg.) and one punt for 34 yards.
- As a sophomore, was named second-team All-American by Beyond College Sports Network, first-team All-LSC, first-team All-Super Region Four and received the Lone Star Conference Defensive Player of the Year award after leading the conference and team with seven interceptions - third all-time in a single season in school history - 15 passes defended and a safety.
- Also recorded 50 tackles, 1.5 tackles for loss and eight pass break-ups on defense, and also had four punt returns for 28 yards (7.0 avg.) while playing in 11 games with 10 starts.
- As a redshirt freshman, started nine-of-11 games while totaling 44 tackles, a team-high three interceptions - including one for a touchdown - five pass breakups and a one forced fumble on defense while also returning 12 kickoffs for 99 yards (8.3 avg.) and one punt for seven yards.
- Redshirted as a true freshman.

**PERSONAL:**

- Attended Duncanville, Texas, High School where he was tabbed as Defensive Back of the Year in District 8-5A and named as the high school's Most Valuable Player as a senior defensive back.
- Named first team all-district and academic all-district as a junior and senior.
- Named team captain as a senior and was a member of the District Championship team in 2008.
- Led the team in interceptions as a junior with six.
- Lettered three years in both football and track.
- Earned his degree in Fitness Management from Tarleton State.

**COMMUNITY:**

- 2014 Rookie Club presented by UnitedHealthcare.
- 2014 NFL PLAY 60 FITNESSGRAM® school visit.
- 2014 Home Run Derby Competition benefitting The Salvation Army.
- 2014 Dallas Cowboys U High School Camp.

# DONTAVIS SAPP


(don-TAY-vis)

## Linebacker

6-2 • 235 • 1/17/92

Tennessee • FA for '14

NFL: Rookie • Cowboys: Rookie

**COLLEGE:**

- Tallied 108 tackles, 11.5 tackles for loss, one sack, five quarterback hurries, two forced fumbles, five fumble recoveries, four pass breakups and a blocked punt while making 14 starts in 47 collegiate games played at Tennessee.
- As a senior, was the full-time starter at weakside linebacker and finished third on the team with 66 tackles, second on the team with eight tackles for loss along with four passes defended, three quarterback hurries and a team-best three fumble recoveries while starting all 12 games.
- Awarded Andy Spiva award for Most Improved Defensive player after spring season.
- Served as the backup weakside linebacker as a junior behind senior Herman Lathers, seeing action in 12 games with two starts to post 17 tackles with 2.5 tackles for loss, a fumble recovery and a blocked punt.
- As a sophomore, made 20 tackles along with a forced fumble, fumble recovery and a sack on defense while also adding four stops on special teams while seeing action in 12 games.
- Played in the final 11 games for Tennessee as a freshman, primarily serving on special teams, as four of his five tackles came on special teams.

**PERSONAL:**

- Attended Valdosta, Ga., High School where he earned All-Region 1-5A first-team honors as a senior and All-Region 1-5A second-team honors as a junior.
- Was also awarded Golden Cat Award at Valdosta for leadership on and off the field.
- As a senior, totaled 56 tackles and two interceptions.
- As a junior, caught 19 passes for 259 yards and two touchdowns
- Also a standout on the basketball court for Valdosta and helped lead the basketball team to a Region 1-5A Championship and a 28-2 record as a junior.
- Was given Coach's Award after junior season for leadership and contributions on the hardwood.
- Graduated from Tennessee with a degree in sociology.



**COMMUNITY:**


- 2014 Rookie Club presented by UnitedHealthcare.
- 2014 NFL PLAY 60 FITNESSGRAM® school visit.
- 2014 Home Run Derby Competition benefitting The Salvation Army.
- 2014 Dallas Cowboys U High School Camp.

**KEITH SMITH****Linebacker**

6-0 • 232 • 4/8/92

San Jose State • FA for '14

NFL: Rookie • Cowboys: Rookie

**COLLEGE:**

- Finished his four-year career as a linebacker at San Jose State with 45 starts in 49 games played, amassing 476 tackles, ninth in FBS history and second in school history, 29 tackles for loss, five sacks, nine forced fumbles, three fumble recoveries, as well as 12 pass breakups and two interceptions.
- Only the second San Jose State player in the modern era to receive All-Conference (WAC) honors as a freshman, sophomore, junior and senior and was the first Spartan in five years to post back-to-back 100-tackle seasons in addition to finishing eighth in school history with 29 tackles for loss and first with eight forced fumbles.
- Recorded two streaks in his career playing at least 600 consecutive snaps on defense, with the longest encompassing 660 snaps in his freshman season.
- The team captain was the national leader in 2013 as a senior in total tackles (159) and tackles-per-game (13.3), while becoming the first FBS player since tackles became an official statistic in 2000 to be credited with 20-or-more tackles with a single-game career-best 21 at Minnesota and 20 vs. Utah State on his way to first-team All-Mountain West honors.
- Named first-team All-WAC after finishing 2012 with a team-leading 97 tackles, including four games with 10-plus tackles, 3.5 tackles for loss, one sack and four forced fumbles.
- Started all 12 games and was named second-team All-WAC for the second season in a row, leading the team and finishing sixth in the WAC for tackles-per-game while posting 104 tackles, 3.5 tackles for loss, three forced fumbles and two pass breakups.
- Named WAC freshman defensive player of the year in 2010 as the leading freshman tackler in the FBS, amassing 116 tackles to go along with an FBS freshman record 14 tackles for loss, four sacks, one fumble recovery and one pass breakup.

**PERSONAL:**

- Lettered in football and track and field at Charter Oak High in Covina, Calif., where he was named the 2009 Miramonte League Defensive Player of the Year.
- Led his team to a 13-1 record in 2009 with a team-high 132 tackles, 90 of them solo.
- Earned his degree in communications from San Jose State.

**COMMUNITY:**


- 2014 Rookie Club presented by UnitedHealthcare.
- 2014 NFL PLAY 60 FITNESSGRAM® school visit.
- 2014 Home Run Derby Competition benefitting The Salvation Army.
- 2014 Dallas Cowboys U High School Camp.

**RYAN SMITH****Safety**

6-0 • 205 • 5/12/92

Auburn • FA for '14

NFL: Rookie • Cowboys: Rookie

**COLLEGE:**

- Finished his four-year career at Auburn with appearances in 45 games with 11 starts, accumulating 121 tackles, 3.5 tackles for loss, seven pass defenses, three interceptions and a forced fumble.

- Had the most productive season of his career as a senior in 2013, starting eight-of-14 games played and amassing a career-best 68 tackles, which was also good for third on the team, to go along with seven pass breakups, three interceptions and a forced fumble.
- Recorded his first career interception against Ole Miss in addition to four tackles, and registered six tackles in the BCS title game against Florida State.
- Was credited with 27 tackles in only four games played with two starts due to injury as a junior.
- Had 23 tackles in limited action as a sophomore, but made a career-best 2.5 tackles for loss over the course of 13 game appearances with one start.
- Appeared in 14 games and totaled three tackles, all on special teams, as a freshman.

**PERSONAL:**

- Starred on offense and defense for Cordova High School in Cordova, Ala., leading Cordova to three straight state title games while rushing for 1,856 yards and 26 touchdowns as a senior and 1,376 yards and 19 touchdowns on just 175 attempts (7.9 yards-per-catch) while throwing for 1,274 yards and 20 scores as a junior.
- Also had 70 tackles and six interceptions during his junior season.
- Named Class 3A all-state first-team as a senior and junior by the Alabama Sports Writers Association; 3A Back of the Year as a senior and finished fourth in the Alabama Mr. Football voting as a senior.
- Earned his degree in public administration from Auburn.
- Has a son, Jacori.

**COMMUNITY:**

- 2014 Rookie Club presented by UnitedHealthcare.
- 2014 NFL PLAY 60 FITNESSGRAM® school visit.
- 2014 Home Run Derby Competition benefitting The Salvation Army.
- 2014 Dallas Cowboys U High School Camp.

# DUSTIN VAUGHAN


(VAWN)

## Quarterback

6-5 • 235 • 1/27/91

West Texas A&amp;M • FA for '14

NFL: Rookie • Cowboys: Rookie

**COLLEGE:**

- Started all 15 games as a junior and led the squad to the NCAA Semifinal round for the first time in school history, throwing for 4,712 yards (third in school history). Completed 359-of-555 (64.7) passes with 45 touchdowns (second) and 13 interceptions.
- As a sophomore, stepped into the role as the starting quarterback in the school's second game of the season and led the squad to an 8-3 record and a win in the Kanza Bowl. Finished the year 227-of-382, throwing for 3,316 yards and 25 touchdowns.
- Saw time in four games as a redshirt freshman as the third string quarterback and finished the year seven-of-12 for 96 yards with nine rushing yards on four carries.
- Redshirted as a true freshman.

**PERSONAL:**

- Earned first-team All-District 31-4A honors as both a quarterback and punter at Calallen High School in Corpus Christi, Texas.
- Also earned All-Metro, All-South Texas all-state academic honors.
- Also played for Calallen's basketball and baseball teams.
- Graduated in the top-10 of his class and was a member of the National Honor Society.
- Married to Courtney.
- Graduated from West Texas A&M with a degree in biology/pre-med.

**COMMUNITY:**

- 2014 Rookie Club presented by UnitedHealthcare.
- 2014 NFL PLAY 60 FITNESSGRAM® school visit.
- 2014 Home Run Derby Competition benefitting The Salvation Army.
- 2014 Dallas Cowboys U High School Camp.



# L'DAMIAN WASHINGTON

Wide Receiver

6-4 • 200 • 5/10/91

Missouri • FA for '14

NFL: Rookie • Cowboys: Rookie



## COLLEGE:

- Played five seasons at Missouri, redshirting in his freshman season to further develop physically, and saw action in 51 games with 27 starts, hauling in 100 passes for 1,735 yards and 15 touchdowns.
- As a senior in 2013, led the Tigers with 893 receiving yards and 10 touchdown catches, tied for third in the SEC, to go along with 50 receptions and a 17.9 yard-per-catch average.
- Was awarded the ROAR male athlete courage award from Missouri for his career-best season.
- Recorded the second-longest play from scrimmage in Missouri team history when he caught a 96-yard touchdown pass against South Carolina.
- Started all 12 games in 2012 and contributed 25 receptions for 443 yards, second on the team, two touchdowns and a per-catch average of 17.7.
- Was a steady producer as a redshirt sophomore throughout 2011 and finished with 20 catches for 364 yards and three touchdowns.
- Saw action in 12 games, and made five receptions for 35 yards to earn second-team Academic All-Big 12.

## PERSONAL:

- Attended Green Oaks High School in Shreveport, La., where he was rated by Rivals.com as the No. 51 overall prospect out of the state of Louisiana, winning first-team all-district honors as a senior in 2008 after he caught 53 passes for 1,064 yards and 12 touchdowns on offense, while grabbing four interceptions on defense as a team captain.
- Had one massive game where he caught six passes for 257 yards and three touchdowns, which earned him statewide player of the week honors.
- Took home all-district honors as a defensive back in 2007 as he grabbed seven interceptions during his junior season.
- Earned his degree in psychology before his senior season at Missouri.

## COMMUNITY:

- 2014 Rookie Club presented by UnitedHealthcare.
- 2014 NFL PLAY 60 FITNESSGRAM® school visit.
- 2014 Home Run Derby Competition benefitting The Salvation Army.
- 2014 Dallas Cowboys U High School Camp.


# JOHN WETZEL

Tackle

6-7 • 315 • 7/18/91

Boston College • FA for '13

NFL: 1st Year • Cowboys: 1st Year



**PRO:** The Dallas Cowboys added John Wetzel to their practice squad late in the 2013 season on Nov. 13 where he remained for the rest of the season. Wetzel entered the league in 2013 as an undrafted free agent with Oakland where he spent the first four months of his pro career. He was released during final cuts on Aug. 24 and was out of football until the Cowboys signed him to their practice squad. After spending part of an NFL season with the club, Wetzel looks to compete for a roster spot alongside Dallas' offensive line in 2014.

## TRANSACTION SUMMARY:

**11/13/13:** Signed to Dallas' practice squad.

**4/29/13:** Signed with Oakland as a rookie free agent and released (8/24).

## 2013 (Oakland/Dallas):

- Spent the offseason and training camp with Oakland, but was released during final cuts on Aug. 24.
- Spent the first 10 weeks of the season out of football until signing to Dallas' practice squad on Nov. 13 where he remained for the rest of the season.

## COLLEGE:

- In four years at Boston College, played in 32 games and started 24 contests.

STAFF

ROOKIES/  
FIRST-YEAR

2013 SEASON

RECORDS

PLAYOFF  
RECORDS

HISTORY

SIDELINES

- Started all 12 games at right tackle as a senior, helping the Eagles offense average 259.3 passing yards-per-game.
- As a junior, started all 12 games at left tackle and helped the offense rush for more than 100 yards in six games.
- Played in eight games as a sophomore.
- As a freshman played in six games and helped running back Montel Harris record eight 100-yard games.

**PERSONAL:**

- Attended Brashear High School in Pittsburgh, Pa. where he played offensive tackle and defensive end.
- Was a two-time all-city selection and helped lead the team to consecutive City League titles.
- Totaled 70 tackles and seven sacks as a senior.
- Also played basketball, volleyball and track and field.

**COMMUNITY:**

- 2013 Rookie Club presented by UnitedHealthcare.
- 2014 Dallas Cowboys U High School Camp.
- Annual Team Holiday Hospital Visits.
- Make-A-Wish Foundation of North Texas.


# CHRIS WHALEY

## Defensive Tackle

6-3 • 280 • 12/8/90

Texas • FA for '14

NFL: Rookie • Cowboys: Rookie

**COLLEGE:**

- Finished his career at Texas with 19 starts in 47 games along the defensive line and at running back, amassing 52 tackles, 11 tackles for loss, three sacks, four fumble recoveries, four pass breakups, an interception and two defensive touchdowns at defensive tackle, but did not record any stats as a running back in 12 game appearances.
- As a senior, was a 2013 honorable mention All-Big 12 choice by the coaches, a 2013 team captain, and the first defensive tackle in school history to have two defensive touchdowns in the same season, scoring on a 40-yard fumble return against Kansas and a 31-yard interception return against Oklahoma.
- Started nine games at defensive tackle before missing the final four games due to injury, recording 25 tackles, five tackles for loss, two sacks, two fumble recoveries and an interception, leading to honors, including the team's Roy Williams - Joe Jamail Leadership Award, the Clyde Littlefield Most Team Spirited (Defense) Award, the Dr. Nasser Al-Rashid Strength & Conditioning Award and the Joseph W. Moore Tenacity Award for Defense.
- As a junior, played in all 13 games, starting nine, and registered 22 tackles, four tackles for loss, two pass deflections, one fumble recovery and blocked two kicks.
- Helped Texas lead the Big 12 and rank sixth in the nation in rushing defense (96.23 yards-per-game) and 11th in total defense (306.08) in 13 game appearances with one start as a sophomore, recording five tackles, two tackles for loss and his first career sack to go along with one fumble recovery.
- Played in 12 games as a redshirt freshman, including four at running back, while also playing special teams but did not record any statistics.

**PERSONAL:**

- A prep All-American, three-time all-state selection and three-sport standout who earned all-district honors in football, basketball and track and field at Madisonville High School in Madisonville, Texas.
- Ranked as the eighth-best athlete by Rivals, was a member of Rivals' top-100 national prospects and was rated as one of the nation's top-10 running backs by ESPNU, totaling 684 carries, 6,174 yards (9.0 yards-per-carry) and 79 touchdowns.
- Holds four of the top-30 single-game rushing yard performances in Texas history and came up 75 yards short in his nine-game senior season of posting three consecutive 2,000-yard seasons.
- Brother, Alonzo, played linebacker at Nebraska (2008-12)
- Earned his degree in applied learning and development from Texas.
- Has two sons, Chris Jr. and Christian.

**COMMUNITY:**

- 2014 Rookie Club presented by UnitedHealthcare.
- 2014 NFL PLAY 60 FITNESSGRAM® school visit.
- 2014 Home Run Derby Competition benefitting The Salvation Army.
- 2014 Dallas Cowboys U High School Camp.



# JOE WINDSOR

## Linebacker

6-0 • 235 • 9/3/91

Northern Illinois • FA for '14

NFL: Rookie • Cowboys: Rookie



### COLLEGE:

- Played in 53 career games, making 16 starts, at Northern Illinois and totalled 99 tackles with 22 tackles for loss, 12 quarterback sacks, two fumble recoveries, five pass deflections and an interception returned for a touchdown.
- Named to the third-team All-MAC squad by MAC media and *Phil Steele's Magazine* as a senior in 2013 after making a career-high 37 tackles, tying for second on the team with eight tackles for losses totalling 46 yards and was second in quarterback sacks with 4.5.
- Ranked third on the team in sacks with seven and tied for second on the team in tackles for loss with 10.5 to go along with 36 tackles and three pass deflections.
- Saw action in 13 games as a backup defensive end as a sophomore, starting two of the first three games of the year, and recorded 19 tackles, including two for a loss, and recovered a fumble on the year.
- One-of-six true freshmen to letter in 2010 and was used primarily as a pass-rushing specialist on third downs, totaling seven tackles with 1.5 for loss and a half sack in 13 game appearances.

### PERSONAL:

- Letter-winner for three seasons at Kearney, Mo., High School where he finished his career as the school record holder for sacks in a season (15.5) and in a career (32.5).
- The team captain was selected as Missouri's 4A Defensive Player of the Year by the Missouri Football Coaches Association after leading Kearney to a 13-2 record and the Class 4A title in his 2009 senior campaign, recording 51 tackles with 15.5 quarterback sacks, three forced fumbles and six pass break ups.
- First team member of the Missouri All-State football squad in 2008 and 2009.
- Made 52 tackles as a junior in addition to forcing three fumbles, recovering one, registering two pass deflections and amassing 10 quarterback sacks.
- Earned his degree in kinesiology with an emphasis in exercise science from Northern Illinois.

### COMMUNITY:

- 2014 Rookie Club presented by UnitedHealthcare.
- 2014 NFL PLAY 60 FITNESSGRAM® school visit.
- 2014 Home Run Derby Competition benefitting The Salvation Army.
- 2014 Dallas Cowboys U High School Camp.



2014 Dallas Cowboys Rookie Mini-Camp

STAFF

ROOKIES/  
FIRST-YEAR

2013 SEASON

RECORDS

PLAYOFF  
RECORDS

HISTORY

SIDELINES

# 2014 Rookie and First-Year Roster

NO	NAME	POS	HGT	WGT	BIRTH-DATE	NFL EXP	COLLEGE	HOW ACC.
62	Aladenoye, Josh	T	6-5	325	9/26/90	R	Illinois State	FA-'14
16	Benford, Tim	WR	5-11	198	9/7/89	1	Tennessee Tech	FA-'13
66	Bishop, Ken	NT	6-0	305	9/8/90	R	Northern Illinois	D7d-'14
14	Boyd, Chris	WR	6-4	210	12/16/91	R	Vanderbilt	FA-'14
70	Bush, Dartwan	DT	6-1	265	8/17/91	R	Texas Tech	FA-'14
63	Clarke, Brian	G	6-2	305	10/14/89	R	Bloomsburg	FA-'14
76	Coleman, Davon	DT	6-2	300	1/11/91	R	Arizona State	FA-'14
34	Copeland, J.C.	FB	5-11	260	7/21/91	R	Louisiana State	FA-'14
64	Cureton, Andre'	G	6-5	332	7/26/91	R	Cincinnati	FA-'14
36	Dixon, Ahmad	S	6-0	210	9/5/91	R	Baylor	D7c-'14
71	Gardner, Ben	DE	6-4	270	4/29/91	R	Stanford	D7a-'14
59	Hitchens, Anthony	LB	6-0	235	6/10/92	R	Iowa	D4-'14
49	Kreiter, Casey	LS	6-1	250	8/13/90	R	Iowa	FA-'14
90	Lawrence, Demarcus	DE	6-3	260	4/28/92	R	Boise State	D2-'14
28	Malena, Ben	RB	5-8	200	5/29/92	R	Texas A&M	FA-'14
2	Mandell, Cody	P	6-2	215	4/7/92	R	Alabama	FA-'14
70	Martin, Zack	G	6-4	310	11/20/90	R	Notre Dame	D1-'14
30	Mitchell, Terrance	CB	5-11	195	5/17/92	R	Oregon	D7e-'14
71	Morris, Darius	T	6-4	310	4/28/88	1	Temple	FA-'14
87	Najvar, Jordan	TE	6-6	260	1/8/91	R	Baylor	FA-'14
85	Newsome, Jamar	WR	6-1	206	11/5/87	1	Central Florida	FA-'13
35	Patmon, Tyler	CB	5-10	185	1/26/91	R	Oklahoma State	FA-'14
67	Patrick, Ronald	G	6-1	310	11/1/91	R	South Carolina	FA-'14
31	Phillips, Dashaun	CB	5-11	185	1/3/91	R	Tarleton State	FA-'14
55	Sapp, Dontavis	LB	6-2	235	1/17/92	R	Tennessee	FA-'14
43	Smith, Keith	LB	6-0	232	4/8/92	R	San Jose State	FA-'14
33	Smith, Ryan	S	6-0	205	5/12/92	R	Auburn	FA-'14
40	Smith, Will	LB	6-2	230	1/13/92	R	Texas Tech	D7b-'14
15	Street, Devin	WR	6-3	200	3/30/91	R	Pittsburgh	D5-'14
10	Vaughan, Dustin	QB	6-5	235	1/27/91	R	West Texas A&M	FA-'14
13	Washington, L'Damian	WR	6-4	200	5/10/91	R	Missouri	FA-'14
61	Wetzel, John	T	6-7	315	7/18/91	1	Boston College	FA-'13
74	Whaley, Chris	DT	6-3	280	12/8/90	R	Texas	FA-'14
46	Windsor, Joe	LB	6-0	235	9/3/91	R	Northern Illinois	FA-'14

## 2014 Dallas Cowboys Draft Class



2014 Dallas Cowboys Draft Picks (From left to right) Zack Martin, DeMarcus Lawrence, Anthony Hitchens, Devin Street, Ben Gardner, Will Smith, Ahmad Dixon, Ken Bishop and Terrance Mitchell.



# Dallas Cowboys 2014 Veterans Roster

NO	NAME	POS	HGT	WGT	BIRTH-DATE	NFL EXP	COLLEGE	HOW ACQ.
5	Bailey, Dan	K	6-0	195	1/26/88	4	Oklahoma State	FA-'11
79	Bass, Ben	DE	6-5	295	10/12/89	3	Texas A&M	FA-'12
11	Beasley, Cole	WR	5-8	180	4/26/89	3	Southern Methodist	FA-'12
73	Bernadeau, Mackenzy	G	6-4	325	1/3/86	7	Bentley	UFA(Car)-'12
88	Bryant, Dez	WR	6-2	220	11/4/88	5	Oklahoma State	D1-'10
80	Byrd, LaRon	WR	6-4	225	8/18/89	3	Miami	FA-'14
39	Carr, Brandon	CB	6-0	210	5/19/86	7	Grand Valley State	UFA(KC)-'12
54	Carter, Bruce	LB	6-2	240	2/19/88	4	North Carolina	D2-'11
42	Church, Barry	S	6-2	218	2/11/88	5	Toledo	FA-'10
24	Claiborne, Morris	CB	5-11	192	2/7/90	3	Louisiana State	D1-'12
44	Clutts, Tyler	FB	6-2	255	11/9/84	4	Fresno State	FA-'13
98	Crawford, Tyrone	DE	6-4	285	11/22/89	3	Boise State	D3-'12
25	Dunbar, Lance	RB	5-8	195	1/25/90	3	North Texas	FA-'12
52	Durant, Justin	LB	6-1	230	9/21/85	8	Hampton	UFA(Det)-'13
89	Escobar, Gavin	TE	6-6	260	2/3/91	2	San Diego State	D2-'13
72	Frederick, Travis	C	6-3	315	3/18/91	2	Wisconsin	D1-'13
68	Free, Doug	T	6-6	325	1/6/84	8	Northern Illinois	D4b-'07
74	Green, Tyronne	G	6-2	320	4/6/86	5	Auburn	FA-'14
23	Hamilton, Jakar	S	5-11	208	10/2/89	2	South Carolina State	FA-'13
7	Hanie, Caleb	QB	6-2	235	9/11/85	6	Colorado State	FA-'14
84	Hanna, James	TE	6-4	260	7/14/89	3	Oklahoma	D6-'12
17	Harris, Dwayne	WR	5-10	202	9/16/87	4	East Carolina	D6-'11
96	Hayden, Nick	DT	6-4	303	2/4/86	7	Wisconsin	FA-'13
38	Heath, Jeff	S	6-1	212	5/14/91	2	Saginaw Valley State	FA-'13
57	Holloman, DeVonte	LB	6-2	238	2/12/91	2	South Carolina	D6-'13
37	Johnson, Matt	S	6-1	212	7/22/89	3	Eastern Washington	D4b-'12
6	Jones, Chris	P	6-0	205	7/21/89	3	Carson Newman	FA-'11
91	Ladouceur, Louis-Philippe	LS	6-5	256	3/13/81	10	California	FA-'05
53	Lawrence, Cameron	LB	6-2	238	1/20/91	2	Mississippi State	FA-'13
65	Leary, Ronald	G	6-3	320	4/29/89	2	Memphis	FA-'12
50	Lee, Sean	LB	6-2	234	7/22/86	5	Penn State	D2-'10
58	Lemon, Orié	LB	6-1	235	9/9/87	4	Oklahoma State	PS(An)-'13
97	McClain, Terrell	DT	6-2	300	7/20/88	4	South Florida	UFA(Hou)-'14
69	Melton, Henry	DT	6-3	290	10/11/86	6	Texas	UFA(Chi)-'14
92	Mincey, Jeremy	DE	6-4	280	12/14/83	7	Florida	UFA(Den)-'14
26	Moore, Sterling	CB	5-10	202	2/3/90	4	Southern Methodist	FA-'13
29	Murray, DeMarco	RB	6-0	217	2/12/88	4	Oklahoma	D3-'11
76	Okoye, Amobi	DT	6-2	310	6/10/87	7	Louisville	FA-'14
18	Orton, Kyle	QB	6-4	228	11/14/82	10	Purdue	UFA(KC)-'12
78	Parnell, Jermeý	T	6-6	315	7/20/86	5	Mississippi	FA-'10
21	Randle, Joseph	RB	6-0	210	12/29/91	2	Oklahoma State	D5-'13
95	Rayford, Caesar	DE	6-7	285	3/4/86	2	Washington	T(Ind)-'13
9	Romo, Tony	QB	6-2	230	4/21/80	12	Eastern Illinois	FA-'03
32	Scandrick, Orlando	CB	5-10	196	2/10/87	7	Boise State	D5-'08
99	Selvie, George	DE	6-4	270	3/6/87	5	South Florida	FA-'13
77	Smith, Tyron	T	6-5	320	12/12/90	4	Southern California	D1-'11
93	Spencer, Anthony	DE	6-3	265	1/23/84	8	Purdue	D1-'07
20	Webb, B.W.	CB	5-11	190	5/3/90	2	William & Mary	D4-'13
3	Weeden, Brandon	QB	6-3	228	10/14/83	3	Oklahoma State	FA-'14
75	Weems, Darion	T	6-5	310	9/4/88	2	Oregon	PS(Den)-'12
51	Wilber, Kyle	LB	6-4	245	4/26/89	3	Wake Forest	D4a-'12
27	Wilcox, J.J.	S	6-0	212	2/14/91	2	Georgia Southern	D3b-'13
83	Williams, Terrance	WR	6-2	208	9/8/89	2	Baylor	D3a-'13
56	Wilson, Martez	DE	6-4	260	9/21/88	4	Illinois	FA-'13
82	Witten, Jason	TE	6-6	263	5/6/82	12	Tennessee	D3-'03

STAFF

VETERAN  
ROSTER

2013 SEASON

RECORDS

PLAYOFF  
RECORDS

HISTORY

SIDELINES

## Cowboys All-Time Roster

## HEAD COACHES

Coach	Seasons	Years	— Regular Season —				— Postseason —			— Total —			
			Won	Lost	Tied	Pct	Won	Lost	Pct	Won	Lost	Tied	Pct
Tom Landry	29	1960-88	250	162	6	.605	20	16	.556	270	178	6	.601
Jimmy Johnson	5	1989-93	44	36	0	.550	7	1	.875	51	37	0	.580
Barry Switzer	4	1994-97	40	24	0	.625	5	2	.714	45	26	0	.634
Chan Gailey	2	1998-99	18	14	0	.563	0	2	.000	18	16	0	.529
Dave Campo	3	2000-02	15	33	0	.313	0	0	.000	15	33	0	.313
Bill Parcells	4	2003-06	34	30	0	.531	0	2	.000	34	32	0	.515
Wade Phillips	4	2007-10	34	22	0	.607	1	2	.333	35	24	0	.593
Jason Garrett	3	2010-13*	29	27	0	.525	0	0	.000	29	27	0	.517
<b>All-time Totals</b>	<b>54</b>	<b>1960-2013</b>	<b>464</b>	<b>348</b>	<b>6</b>	<b>.571</b>	<b>33</b>	<b>25</b>	<b>.569</b>	<b>497</b>	<b>373</b>	<b>6</b>	<b>.571</b>

\*2010 interim season, 5-3 record

## ASSISTANT COACHES

<b>A</b>	Alexander, Hubbard	Receivers	1989-97	Edwards, George	Linebackers	1998-01
	Allen, Ermal	Offensive Backfield	1962-69	Erkenbeck, Jim	Offensive Line	1987-88
		Special Assistant	1970-79	<b>F</b>		
		Research and Development	1980-83	Ford, Robert	Tight Ends	1991-97
	Armstrong, Neill	Research and Development	1982-89	Franklin, Bobby	Defensive Backfield	1968-71
	Avezzano, Joe	Special Teams	1990-00, 2002		Special Teams	1972
		Special Teams/Tight Ends	2001	<b>G</b>		
<b>B</b>	Baker, Brian	Defensive Line	2011-12	Garrett, Jason	Offensive Coordinator	2007
	Baker, Joe	Assistant Secondary	2012-13		Asst. Head Coach/Off. Coordinator	2008-10
	Bates, Bill	Special Teams/		Garrett, John	Tight Ends	2007-10
		Defensive Assistant	1998-99		Tight Ends/Pass Game Coord	2011-12
		Defensive Backs	2000	Geis, Wayne "Buddy"	Quarterbacks	1998-99
		Defensive Nickel Package/			Offensive Nickel Package	2000
		Assistant Special Teams	2001-02	Gibbs, Gary	Linebackers	2002-05
	Bates, Jim	Linebackers	1996-97	Gillman, Sid	Special Assistant	1972
		Assistant Head Coach/		Grantham, Todd	Defensive Line	2008-09
		Defensive Line	1998-99	<b>H</b>		
	Brett Bech	Asst. Strength and Conditioning	2011-13	Hackett, Paul	Offensive Coordinator/	
	Berry, Raymond	Offensive Ends	1968-69		Quarterbacks/Receivers	1986
	Bisaccia, Rich	Special Teams	2013		Offensive Coordinator/	
	Blake, John	Defensive Line	1993-95		Quarterbacks	1987-88
	Bloom, Ben	Defensive Quality Control/		Haley, Todd	Receivers	2004-05
		Linebackers	2011-13		Receivers/Pass Game Coord	2006
	Boller, Craig	Defensive Tackles	1996-97	Hall, Galen	Running Backs	2002
	Boniol, Chris	Asst. Special Teams/Kickers	2011-13	Hart, Tommy	Defensive Ends	1996-97
	Borgonzi, Dave	Offensive/Defensive Assistant	2012-13	Henderson, Jerome	Secondary	2012-13
	Bowles, Todd	Secondary	2005-07	Herring, Reggie	Linebackers	2008-10
	Brodsky, Joe	Running Backs	1989-97	Hickey, Howard (Red)	Offensive Ends	1964-65
	Brown, Gary	Running Backs	2013	Hoffman, Steve	Kickers/Quality Control	1989-04
	Brown, Vincent	Inside Linebackers	2006	Houck, Hudson	Offensive Line	1993-01, 2008-10
					Offensive Line/Run Game Coord	2011
				Hughes, Ed	Offensive Backfield	1973-74, 1976
					Quarterbacks/Receivers	1975
<b>C</b>	Callahan, Bill	Offensive Coordinator/		<b>J</b>		
		Offensive Line	2012-13	Jeffcoat, Jim	Defensive Line Assistant	1998-99
	Campo, Dave	Defensive Assistant	1989-90		Defensive Ends	2000-04
		Defensive Backs	1991-94	Juraszek, Joe	Strength and Conditioning	1997-10
		Defensive Coordinator	1995-99	<b>K</b>		
		Secondary	2008-11	Kiffin, Monte	Defensive Coordinator	2013
	Carthon, Maurice	Offensive Coordinator/		Kitchens, Freddie	Tight Ends	2006
		Running Backs	2003-04	King, Bobby	Asst. Linebackers/Def. Qual. Control	2010
	Chandler, Wes	Receivers	2000-02	<b>L</b>		
	Coslet, Bruce	Offensive Coordinator	2002	Lavan, Al	Running Backs	1980-88
<b>D</b>	Dahms, Tom	Defensive Line	1960-62	Lee, David	Offensive Assistant	2003-04, 2006
	Davis, Butch	Defensive Line	1989-92		Quarterbacks	2005
		Defensive Coordinator/		Lett, Leon	Asst. Defensive Line	2012-13
		Linebackers	1993	Lowry, Alan	Special Teams	1982-86
		Defensive Coordinator	1994		Receivers	1987-88
	DeCamillis, Joe	Special Teams Coordinator	2009-12		Special Teams/Tight Ends	1989
	DeHaven, Bruce	Special Teams	2003-06		Tight Ends	1990
	Dimancheff, Boris (Babe)	Backfield	1960-61		Running Backs	2005-06
	Ditka, Mike	Receivers/Tight Ends	1973-74	<b>M</b>		
		Special Teams/		MacIntyre, Mike	Assistant Secondary	2003-06
		Tight Ends	1975-76, 1980	Mackovic, John	Quarterbacks	1981-82
		Special Teams/Receivers	1977-79, 1981	Marinelli, Rod	Defensive Line	2013
		Wide Receivers	2013	Maxie, Brett	Assistant Secondary	2008
	Dooley, Derek	Wide Receivers	2013		Secondary/Safeties	2010
					Secondary	2011
<b>E</b>	Eberflus, Matt	Linebackers	2011-13	McNulty, John	Wide Receivers	2003
	Ecklund, Brad	Offensive Line	1960-61	Meeks, Ron	Defensive Assistant	1991
		Defensive Line	1962-63			
	Eddy, Jim	Defensive Assistant	1993			
		Linebackers	1994-95			



**Assistant Coaches, cont.**

Miles, Les.....	Tight Ends.....	1998-00
Myers, Jim.....	Offensive Line.....	1962-72
	Offensive Coordinator.....	1973-74
	Offensive Coordinator/ Offensive Line.....	1975-76
	Assistant Head Coach/ Offensive Line.....	1977-86

**N**

Nguyen, Dat.....	Asst. Linebackers/Def. Asst.....	2007-09
Nolan, Dick.....	Defensive Backfield.....	1962-67
	Receivers.....	1982-85
	Defensive Backs.....	1986-90

**O**

O'Quinn, Keith.....	Off. Asst./Off. Qual. Control.....	2010
	Off. Qual. Control/Wide Receivers.....	2011-13

**P**

Painter, Dwain.....	Receivers.....	1998-99
Palmer, Chris.....	Quarterbacks.....	2006
Pasqualoni, Paul.....	Tight Ends.....	2005
	Linebackers.....	2006-07
	Defensive Line.....	2010

Patterson, Andre.....	Defensive Tackles.....	2000-02
Payton, Sean.....	Assistant Head Coach/ Quarterbacks.....	2003-04
	Assistant Head Coach/ Passing Game Coordinator.....	2005
	Running Backs.....	2007-12

Peete, Skip.....	Defensive Assistant/ Quality Control.....	1996-99
Pendergast, Clancy.....	Defensive Nickel Package.....	2000
	Defensive Backs.....	2001-02
	Quality Control/Off. Asst.....	2007-10
	Assistant Offensive Line.....	2011-12
	Tight Ends.....	2013
	Asst. Offensive Line.....	2013

Phillips, Wes.....	Quality Control/Off. Asst.....	2007-10
	Assistant Offensive Line.....	2011-12
	Tight Ends.....	2013
	Asst. Offensive Line.....	2013

Pollack, Frank.....	Asst. Offensive Line.....	2013
---------------------	---------------------------	------

Read, Bruce.....	Special Teams.....	2007-08
Reeves, Dan.....	Offensive Backfield.....	1970-72, 1975
	Special Teams Coach.....	1974
	Quarterbacks/Receivers.....	1976
	Offensive Coordinator/ Offensive Backs.....	1977-79
	Offensive Coordinator/ Quarterbacks/Receivers.....	1980
	Quarterbacks.....	1997
	Offensive Coordinator.....	2000-01
	Passing Offense.....	1968-72
	Quarterbacks.....	1989
	Asst. Head Coach/ Wide Receivers.....	2011-12
	Offensive Assistant.....	1998-99
	Special Teams Assistant.....	2000

Reilly, Jack.....	Quarterbacks.....	1997
	Offensive Coordinator.....	2000-01
Renfro, Ray.....	Passing Offense.....	1968-72
Rheme, Jerry.....	Quarterbacks.....	1989
Robinson, Jimmy.....	Asst. Head Coach/ Wide Receivers.....	2011-12
	Offensive Assistant.....	1998-99
	Special Teams Assistant.....	2000

Robinson, Tommie.....	Offensive Assistant.....	1998-99
	Special Teams Assistant.....	2000

Stallings, Gene.....	Defensive Backfield Coach.....	1972-85
Stautner, Ernie.....	Defensive Line.....	1966-72
	Defensive Coordinator.....	1973-74
	Defensive Coordinator/ Defensive Line.....	1975-88
	Defensive Coordinator.....	2007-08

Stewart, Brian.....	Defensive Coordinator.....	2007-08
---------------------	----------------------------	---------

Tubbs, Jerry.....	Linebackers.....	1966-88
Turner, Norv.....	Offensive Coordinator/ Quarterbacks.....	1991-93

Verducci, Frank.....	Offensive Line.....	2002
----------------------	---------------------	------

Wannstedt, Dave.....	Defensive Coordinator/ Linebackers.....	1989-92
Ward, Bob.....	Strength and Conditioning.....	1976-89
Warhop, George.....	Offensive Line.....	2003-04
Williams, Walt.....	Asst. Strength and Conditioning.....	2011-12
Wilson, Wade.....	Quarterbacks.....	2000-02, 2007-13
Wise, Tony.....	Offensive Line.....	1989-92
Woicik, Mike.....	Strength and Conditioning.....	1990-96
		2011-13

Zampese, Ernie.....	Offensive Coordinator.....	1994-97
Zimmer, Mike.....	Defensive Assistant.....	1994
	Defensive Backs.....	1995-99
	Defensive Coordinator.....	2000-06

Rodgers, Kacy.....	Defensive Tackles.....	2003-04
	Defensive Line.....	2005-07
Roy, Alvin.....	Strength and Conditioning.....	1973-75
Ryan, Rob.....	Defensive Coordinator.....	2011-12

**S**

Seamon, Greg.....	Tight Ends.....	2002
Shelmon, Clarence.....	Running Backs.....	1998-01
Sherman, Ray.....	Wide Receivers.....	2007-10
Shofner, Jim.....	Quarterbacks.....	1983-85
Shula, Dave.....	Offensive Coordinator.....	1989
	Offensive Coordinator/ Quarterbacks.....	1990
	Defensive Assistant.....	1992
Slowik, Bob.....	Offensive Assistant.....	2000-01
Smith, Kendall.....	Asst. Strength and Conditioning.....	2013
Solari, Mike.....	Special Teams.....	1987-88
Sparano, Tony.....	Tight Ends.....	2003-04
	Offensive Line/ Running Game Coordinator.....	2005-06
	Asst. Head Coach/Off. Line.....	2007
	Defensive Backfield Coach.....	1972-85
	Defensive Line.....	1966-72
	Defensive Coordinator.....	1973-74
	Defensive Coordinator/ Defensive Line.....	1975-88
	Defensive Coordinator.....	2007-08

Stallings, Gene.....	Defensive Backfield Coach.....	1972-85
Stautner, Ernie.....	Defensive Line.....	1966-72
	Defensive Coordinator.....	1973-74
	Defensive Coordinator/ Defensive Line.....	1975-88
	Defensive Coordinator.....	2007-08

Stewart, Brian.....	Defensive Coordinator.....	2007-08
---------------------	----------------------------	---------

Tubbs, Jerry.....	Linebackers.....	1966-88
Turner, Norv.....	Offensive Coordinator/ Quarterbacks.....	1991-93

Verducci, Frank.....	Offensive Line.....	2002
----------------------	---------------------	------

Wannstedt, Dave.....	Defensive Coordinator/ Linebackers.....	1989-92
Ward, Bob.....	Strength and Conditioning.....	1976-89
Warhop, George.....	Offensive Line.....	2003-04
Williams, Walt.....	Asst. Strength and Conditioning.....	2011-12
Wilson, Wade.....	Quarterbacks.....	2000-02, 2007-13
Wise, Tony.....	Offensive Line.....	1989-92
Woicik, Mike.....	Strength and Conditioning.....	1990-96
		2011-13

Zampese, Ernie.....	Offensive Coordinator.....	1994-97
Zimmer, Mike.....	Defensive Assistant.....	1994
	Defensive Backs.....	1995-99
	Defensive Coordinator.....	2000-06

Zimmer, Mike.....	Defensive Assistant.....	1994
	Defensive Backs.....	1995-99
	Defensive Coordinator.....	2000-06

**PLAYERS**

**A**

50	Abrams, Bobby, LB, Michigan, 1992-93
21	Adams, David, RB, Arizona, 1987
76	Adams, Flozell, G/T, Michigan State, 1998-09
51/53	Adams, Keith, LB, Clemson, 2001-02
24	Adams, Vashone, S, Eastern Michigan, 1999
26	Adderley, Herb, CB, Michigan State, 1970-72
23	Adkins, Margene, WR, Henderson J.C., 1970-71
34	Agee, Tommie, FB, Auburn, 1990-94
23	Agnew, Vince, CB, Central Michigan, 2012
8	Aikman, Troy, QB, UCLA, 1989-00
29	Akins, Chris, S, Arkansas-Pine Bluff, 1999-00
55	Albright, Alex, LB, Boston College, 2011-12
36	Albritton, Vince, S/LB, Washington, 1984-91
87	Alexander, Ray, WR, Florida A&M, 1988-89
63	Alford, Darnell, T, Boston College, 2002
31	Allen, Gary, RB, Hawaii, 1983-84
73	Allen, Larry, G/T, Sonoma State, 1994-05
26	Allen, Will, S, Ohio State, 2013
19	Alworth, Lance, WR, Arkansas, 1971-72
96	Anderson, Antonio, DT, Syracuse, 1997-98
34	Anderson, Deon, FB, Connecticut, 2007-10
20	Anderson, Richie, FB, Penn State, 2003-04
86	Andrie, George, DE, Marquette, 1962-72
81	Ankrom, Scott, WR, Texas Christian, 1989
62	Arkin, David, G, Missouri State, 2011-13
13	Armstrong, Anthony, WR, West Texas A&M, 2012
10/35	Armstrong, Jimmy, DB, Appalachian State, 1987
81	Armstrong, Tyji, TE, Mississippi, 1996
64	Arneson, Jim, C/G, Arizona, 1973-74

78	Asher, Bob, T, Vanderbilt, 1970
76	Aughtman, Dowe, OL, Auburn, 1984
90	Austin, Marvin, DT, North Carolina, 2013
14/19	Austin, Miles, WR, Monmouth University, 2006-13
89	Awalt, Rob, TE, San Diego St., 1990-91
50/51	Ayodele, Akin, LB, Purdue, 2006-07
92	Ayodele, Remi, NT, Oklahoma, 2007

**B**

33	Babb, Gene, LB/RB, Austin College, 1960-61
53	Babinecz, John, LB, Villanova, 1972-73
5	Bailey, Dan, K, Oklahoma State, 2011-13
23	Bailey, Robert, CB, Miami, Fla., 1995
66	Baker, Jesse, DE, Jacksonville State, 1986
10	Baker, Jon, K, Arizona State, 1995
38	Baker, Sam, P/K, Oregon State, 1962-63
62	Baldinger, Brian, OL, Duke, 1982-84, 1986-87
20	Ball, Alan, CB, Illinois, 2007-11
87	Banks, Gordon, WR, Stanford, 1985-87
24	Barber III, Marion, RB, Minnesota, 2005-10
80	Barksdale, Rod, WR, Arizona, 1987
31	Barnes, Benny, DB, Stanford, 1972-82
36	Barnes, Darian, FB, Hampton, 2004
80	Barnes, Gary, WR, Clemson, 1963
56	Barnes, Reggie, LB, Oklahoma, 1995
56	Barnes, Rodrigo, LB, Rice, 1973-74
71	Barron, Alex, T, Florida State, 2010
48	Barrow, Micheal, LB, Miami, Fla., 2005
79	Bass, Ben, DT, Texas A&M, 2012-13
81	Bateman, Marv, P, Utah, 1972-74
40	Bates, Bill, S, Tennessee, 1983-97

- 29 **Bates, Michael**, WR/KR, Arizona, 2003
- 68 **Batiste, Michael**, DT/G, Tulane, 1995
- 43 **Battle, Tra**, CB, Georgia, 2008
- 46 **Baynham, Craig**, RB, Georgia Tech, 1967-69
- 11 **Beasley, Cole**, WR, Southern Methodist, 2012-13
- 11 **Belden, Bob**, QB, Notre Dame, 1969-70
- 33 **Bell, Jason**, CB, UCLA, 2001
- 80 **Bennett, Martellus**, TE, Texas A&M, 2008-11
- 91 **Benson, Darren**, DT, Trinity Valley C.C., 1995-98
- 20 **Berchic, Bob**, S, Michigan State, 1960-61
- 67 **Berger, Joe**, G, Michigan Tech, 2006-08
- 73 **Bernadeau, Mackenzy**, G, Bentley, 2012-13
- 76 **Bethea, Larry**, DL, Michigan State, 1978-83
- 7 **Beuerlein, Steve**, QB, Notre Dame, 1991-92
- 46 **Bickerstaff, Erik**, RB, Wisconsin, 2003
- 36 **Bielski, Dick**, TE, Maryland, 1960-61
- 29 **Billups, Terry**, CB, North Carolina, 1998
- 44 **Bishop, Don**, CB, CCLA, 1960-65
- 86 **Bjornson, Eric**, TE, Washington, 1995-99
- 24 **Blackwell, Alois**, RB, Houston, 1978-79
- 89 **Blackwell, Kelly**, TE, Texas Christian, 1993
- 99 **Blade, Willie**, DT, Mississippi State, 2003
- 46 **Blake, Ricky**, RB, Alabama A&M, 1991
- 11 **Bledsoe, Drew**, QB, Washington State, 2005-06
- 28 **Blount, Alvin**, RB, Maryland, 1987
- 68 **Boeke, Jim**, T, Heidelberg, 1964-67
- 5 **Bollinger, Brooks**, CB, Wisconsin, 2008
- 18 **Boniol, Chris**, K, Louisiana Tech, 1994-96
- 87 **Borden, Nate**, DE, Indiana, 1960-61
- 84 **Borresen, Rich**, TE, Northwestern, 1987
- 58 **Bosworth, Kyle**, LB, UCLA, 2013
- 5 **Bowden, Joe**, LB, Oklahoma, 2000
- 72 **Bowen, Stephen**, DE, Hofstra, 2006-10
- 51 **Braatz, Tom**, LB, Marquette, 1960
- 77 **Bradfute, Byron**, T, Southern Mississippi, 1960-61
- 1 **Brady, Kerry**, K, Hawaii, 1987
- 82 **Brazzell, Chris**, WR, Angelo State, 1999-00
- 9 **Brent, Josh**, NT, Illinois, 2010-12
- 53 **Breunig, Bob**, LB, Arizona State, 1975-84
- 79 **Brewster, Robert**, T, Ball State, 2009-10
- 21/23/29 **Brice, Alundis**, CB, Mississippi, 1995-96
- 43 **Briggs, Greg**, S, Texas Southern, 1995
- 63 **Brinkley, Lester**, DL, Mississippi, 1990
- 36 **Brinson, Larry**, RB, Florida, 1977-79
- 77 **Brock, Clyde**, DT, Utah State, 1962-63
- 51 **Brooking, Keith**, LB, Georgia Tech, 2009-11
- 70 **Brooks, Ethan**, T, Williams College, 2005
- 50 **Brooks, Jamal**, LB, Hampton, 2001-03
- 92 **Brooks, Jermaine**, DT, Arkansas, 2003
- 99 **Brooks, Kevin**, DT, Michigan, 1985-88
- 44 **Brooks, Michael**, S, No. Carolina St., 1990
- 62 **Brotzki, Bob**, T, Syracuse, 1988
- 79 **Broughton, Willie**, DT, Miami, Fla., 1989-90
- 29 **Brown, Courtney**, S, Cal Poly, 2007-08
- 33 **Brown, Eric**, DB, Savannah State, 1989
- 71 **Brown, Everett**, DE, Florida State, 2013
- 59 **Brown, Guy**, LB, Houston, 1977-82
- 2 **Brown, Kris**, K, Nebraska, 2010
- 24/4 **Brown, Larry**, CB, Texas Christian, 1991-95, 1998
- 31 **Brown, Otto**, DB, Prairie View, 1969
- 59/60 **Brownlow, Darrick**, LB, Illinois, 1991, 1994
- 88 **Bryant, Antonio**, WR, Pittsburgh, 2002-04
- 88 **Bryant, Dez**, WR, Oklahoma State, 2010-13
- 60 **Brymer, Chris**, C/G, Southern Cal, 1999
- 18 **Buehler, David**, K, Southern Cal, 2009-11
- 22 **Bulllocks, Amos**, RB, Southern Illinois, 1962-64
- 15/89/82 **Burbage, Cornell**, WR, Kentucky, 1987-89
- 60 **Burkett, Jackie**, LB, Auburn, 1968-69
- 57 **Burnett, Kevin**, LB, Tennessee, 2005-08
- 73 **Burnette, Dave**, T, Central Arkansas, 1987
- 57 **Burton, Ron**, LB, North Carolina, 1987-89
- 22 **Butler, Bill**, S, Tenn. Chattanooga, 1960
- 31 **Butler, Mario**, CB, Georgia Tech, 2012
- 36 **Butler, Quincy**, S, Texas Christian, 2006, 2008
- 57 **Butler, Victor**, LB, Oregon State, 2009-12

**C**

- 60 **Caffey, Lee Roy**, LB, Texas A&M, 1971
- 72 **Callaway, Robert**, DT, Saginaw Valley, 2012
- 86 **Campbell, Dan**, TE, Texas A&M, 2003-05
- 57 **Campos, Alan**, LB, Louisiana, 1996
- 52 **Cannon, Billy**, LB, Texas A&M, 1984
- 10 **Cantrell, Barry**, P, Fordham, 2000
- 99 **Canty, Chris**, DE, Virginia, 2005-08
- 59 **Capone, Warren**, LB, Louisiana State, 1975
- 17 **Carano, Glenn**, QB, Nevada-Las Vegas, 1977-83
- 17 **Carmichael, Harold**, WR, Southern, 1984
- 54 **Carpenter, Bobby**, LB, Ohio State, 2006-09
- 99 **Carr, Brandon**, CB, Grand Valley State, 2012-13
- 10 **Carrell, Duane**, P, Florida State, 1974
- 91 **Carson, Leonardo**, DT, Auburn, 2003-04
- 54 **Carter, Bruce**, LB, North Carolina, 2011-13

- 92 **Carter, David**, DT, North Carolina, 2013
- 75 **Carter, Jon**, DT, Pittsburgh, 1989
- 17 **Carter, Quincy**, QB, Georgia, 2001-03
- 96/98 **Carver, Shante**, DE, Arizona State, 1994-97
- 25 **Case, Scott**, S, Oklahoma, 1995
- 76 **Casillas, Tony**, DT, Oklahoma, 1991-93, 1996-97
- 23 **Cason, Aveyon**, RB, Illinois State, 2003
- 54 **Caver, Quinton**, LB, Arkansas, 2005
- 8 **Cerqua, Marc**, LB, Carson-Newman, 2001
- 79 **Cesario, Sal**, G, Cal Poly SLO, 1987
- 35 **Chancey, Robert**, RB, no college, 1999
- 65 **Chandler, Scott**, TE, Iowa, 2010
- 85/89 **Chandler, Thornton**, TE, Alabama, 1986-89
- 45 **Chapas, Shaun**, FB, Georgia, 2011
- 72 **Cheek, Louis**, OL, Texas A&M, 1990
- 95 **Chevrier, Randy**, DT, McGill, 2001
- 86 **Chiaverini, Darrin**, WR, Colorado, 2001
- 72 **Childress, Ray**, DT, Texas A&M, 1996
- 23 **Choice, Tashard**, RB, Georgia Tech, 2008-11
- 42 **Church, Barry**, S, Toledo, 2010-13
- 77 **Cisowski, Steve**, T, Santa Clara, 1987
- 42 **Clack, Darryl**, RB, Arizona State, 1986-89
- 24 **Clairborne, Morris**, CB, Louisiana State, 2012-13
- 73 **Clark, Jeremy**, DE, Alabama, 2010
- 83/17 **Clark, Mike**, K, Texas A&M, 1968-71, 1973
- 73 **Clark, Monte**, T, Northwestern California, 1962
- 37 **Clark, Phil**, DB, Northwestern, 1967-69
- 82 **Clarke, Frank**, TE/WR, Colorado, 1960-67
- 83 **Clay, Hayward**, TE, Texas A&M, 1998-99
- 96 **Claybrooks, DeVone**, DT, East Carolina, 2004
- 47 **Clinkscales, Dexter**, S, South Carolina State, 1980, 1982-85
- 44 **Clutts, Tyler**, FB, Fresno State, 2013
- 52 **Coakley, Dexter**, LB, Appalachian State, 1997-04
- 97 **Cochart, Colin**, TE, South Dakota State, 2012
- 59 **Cobb, Garry**, LB, Southern California, 1988-89
- 20 **Coe, Michael**, CB, Alabama State, 2012
- 92 **Cohen, Landon**, DT, Ohio, 2013
- 63 **Cole, Larry**, DL, Hawaii, 1968-80
- 30 **Coleman, Alonzo**, RB, Hampton, 2008
- 41 **Coleman, Anthony**, DB, Baylor, 1987
- 93/99 **Coleman, Kenyon**, DE, UCLA, 2003-06, 2011-12
- 44 **Coleman, Lincoln**, RB, Baylor, 1993-94
- 32 **Coleman, Marcus**, S, Texas Tech, 2006
- 86 **Coleman, Ralph**, LB, North Carolina A&T, 1972
- 10 **Collier, Reggie**, QB, Southern Mississippi, 1986
- 70 **Collins, Javier**, DT/T, Northwestern, 2001-03
- 75 **Colombo, Marc**, T, Boston College, 2005-10
- 77 **Colvin, Jim**, DT, Houston, 1964-66
- 61 **Conaty, Bill**, C, Virginia Tech, 2003
- 46 **Condo, Jon**, LS, Maryland, 2005
- 31 **Cone, Fred**, K, Clemson, 1960
- 54/53 **Connelly, Mike**, C, Utah State, 1960-67
- 52 **Connor, Dan**, LB, Penn State, 2012
- 40 **Conrad, Bobby Joe**, WR, Texas A&M, 1969
- 63 **Cook, Ryan**, G/C, New Mexico, 2012-13
- 64 **Cooper, Chris**, DT, Nebraska-Omaha, 2004
- 91 **Cooper, Jim**, OL, Temple, 1977-86
- 93 **Cooper, Reggie**, LB, Nebraska, 1991
- 18 **Copper, Terrance**, WR, East Carolina, 2004-05
- 68 **Cornish, Frank**, C, UCLA, 1992-94
- 85 **Cornwell, Fred**, TE, Southern California, 1984-85
- 2 **Cortez, Jose**, K, Oregon State, 2005
- 3 **Coryatt, Quentin**, LB, Texas A&M, 1999
- 84 **Cosbie, Doug**, TE, Santa Clara, 1979-88
- 67 **Costa, Phil**, C, Maryland, 2010-13
- 44/81 **Courville, Vince**, WR, Rice, 1987
- 84 **Crayton, Patrick**, WR, Northwestern Oklahoma, 2004-09
- 70 **Crawford, Tyrone**, DT, Boise State, 2012-13
- 90 **Crockett, Willis**, LB, Georgia Tech, 1990
- 32 **Crockett, Zack**, RB, Florida State, 2007
- 85 **Cronin, Gene**, LB, Pacific, 1960
- 54 **Cummings, Kenwin**, LB, Wingate, 2010
- 3 **Cundiff, Billy**, K, Drake, 2002-05
- 7 **Cunningham, Randall**, CB, Nevada-Las Vegas, 2000
- 3 **Cunningham, Richie**, K, SW Louisiana, 1997-99
- 89 **Curtis, Tony**, TE, Portland State, 2006-08
- 62 **Cvercko, Andy**, G, Northwestern, 1961-62

**D**

- 81 **Daniel, Tim**, WR, Florida A&M, 1996
- 45/21 **Daniels, Dick**, S, Pacific, Ore., 1966-68
- 29 **Dantzier, Woodrow**, RB, Clemson, 2002
- 67 **Davis, Billy**, WR, Pittsburgh, 1995-98
- 89 **Davis, Donnie**, WR, Southern, 1962
- 40/29 **Davis, Keith**, S, Sam Houston, 2002, 2004-08
- 57 **Davis, Kyle**, G, Oklahoma, 1975
- 70 **Davis, Leonard**, G, Texas, 2007-10
- 77/99 **Davis, Nathan**, DT, Indiana, 1998-99
- 88 **Davis, Sonny**, LB, Baylor, 1961
- 35 **Davis, Wendell**, CB, Oklahoma, 1996-99
- 26 **Davidson, Andrew**, CB, Kansas, 2003
- 90 **Dawkins, Everett**, DT, Florida State, 2013



49 Dean, Kent, TE, Kansas State, 1988  
 55 Del Rio, Jack, LB, Southern California, 1989-91  
 41 Dennis, Pat, CB, Louisiana-Monroe, 2001  
 21 Dennison, Doug, RB, Kutztown State, 1974-78  
 55 DeOssie, Steve, LB, Boston College, 1984-88  
 83 Deters, Harold, K, No. Carolina State, 1967  
 26 Dial, Buddy, WR, Rice, 1964-66  
 64 Diaz, Jorge, G, Texas A&M-Kingsville, 2000  
 51 Dickerson, Anthony, LB, Southern Methodist, 1980-84  
 71 Dickson, Paul, T, Baylor, 1960  
 76 Diehl, John, DT, Virginia, 1965  
 63 DiNapoli, Gennaro, C, Virginia Tech, 2003  
 89 Ditka, Mike, TE, Pittsburgh, 1969-72  
 86/21 Dixon, James, WR/RB, Houston, 1989-91  
 24/25 Dixon, Tony, S, Alabama, 2001-05  
 75/76 Dockery, Derrick, G, Texas, 2011-12  
 34 Doelling, Fred, S, Pennsylvania, 1960  
 53 Donaldson, Ray, C, Georgia, 1995-96  
 83 Donley, Doug, WR, Ohio State, 1981-84  
 62 Donohue, Leon, G, Cal. State San Jose, 1965-67  
 67 Donovan, Pat, T, Stanford, 1975-83  
 83 Doran, Jim, WR, Iowa State, 1960-61  
 33 Dorsett, Tony, RB, Pittsburgh, 1977-87  
 79 Dorsey, Char-ron, T, Florida State, 2001-02  
 34 Douglas, Merrill, RB, Utah, 1961  
 30 Dowdle, Mike, RB/LB, Texas, 1960-62  
 26 Downs, Michael, S, Rice, 1981-88  
 86 Duckett, Kenny, WR, Wake Forest, 1985  
 78 Dugan, Fred, WR, Dayton, 1960  
 52 Duliban, Chris, LB, Texas, 1987  
 25 Dunbar, Lance, RB, North Texas, 2012-13  
 37 Dunn, Perry Lee, RB, Mississippi, 1964-65  
 45 Dupre, L.G., RB, Baylor, 1960-61  
 89 DuPre, Billy Joe, TE, Michigan State, 1973-83  
 52 Durant, Justin, LB, Hampton, 2013  
 78 Dutton, John, DL, Nebraska, 1979-86  
 71 Dwyer, Mike, DT, Massachusetts, 1987

**E**  
 42 Easmon, Ricky, DB, Florida, 1985  
 79/77 East, Ron, DT, Montana State, 1967-70  
 99 Eaton, Chad, DT, Washington State, 2004  
 52 Edwards, Dave, LB, Auburn, 1963-75  
 58 Edwards, Dixon, LB, Michigan State, 1991-95  
 81/87 Edwards, Kelvin, WR, Liberty, 1987-88  
 27 Edwards, Mario, CB, Florida State, 2000-03  
 52 Eidson, Jim, G/C, Mississippi State, 1976  
 96 Ekuban, Ebenezer, DE, North Carolina, 1999-03  
 37/26 Elam, Abram, S, Kent State, 2006, 2011  
 53 Elam, Onzy, LB, Tennessee State, 1989  
 2 Elliott, Lin, K, Texas Tech, 1992-93  
 98 Ellis, Greg, DE/LB, North Carolina, 1998-08  
 89 Escobar, Gavin, TE, San Diego State, 2013  
 92 Evans, Demetric, DE, Georgia, 2001-02  
 31/27 Everett, Thomas, S, Baylor, 1992-93

**F**  
 69 Fabini, Jason, T, Cincinnati, 2006  
 63 Falls, Mike, G, Minnesota, 1960-61  
 80 Fasano, Anthony, TE, Notre Dame, 2006-07  
 27 Fellows, Ron, CB, Missouri, 1981-86  
 95 Ferguson, Jason, DT, Georgia, 2005-07  
 24 Fiammetta, Tony, FB, Syracuse, 2011  
 54 Fieldings, Anthony, LB, Morningside College, 1995  
 97 Fields, Aaron, DE, Troy State, 2000  
 10 Filipovic, Filip, P, South Dakota, 2002  
 46 Fishback, Joe, S, Carson-Newman, 1993-94  
 73 Fisher, Ray, T, Eastern Illinois, 1960  
 62 Fitzgerald, John, C, Boston College, 1971-80  
 55 Flaherty, Harry, LB, Holy Cross, 1987  
 63 Flannery, John, G, Syracuse, 1996-97  
 82 Fleming, Cory, WR, Tennessee, 1994-95  
 45 Flowers, Richmond, S, Tennessee, 1969-71  
 6 Folk, Nick, K, Arizona, 2007-09  
 80/83 Folkins, Lee, TE, Washington, 1962-64  
 85 Folsom, Steve, TE, Utah, 1987-90  
 80 Fontenot, Chris, TE, McNeese State, 2000  
 80 Ford, Bernard, WR, Central Florida, 1989  
 55 Fowler, Ryan, LB, Duke, 2004-06  
 46 Fowler, Todd, FB, Stephen F. Austin, 1985-88  
 27 Frampton, Eric, S, Washington State, 2012  
 39 Francis, Ron, CB, Baylor, 1987-90  
 32 Franckhauser, Tom, CB, Purdue, 1960-61  
 76 Frank, Bill, T, Colorado, 1964  
 23 Frazier, Derrick, CB, Texas A&M, 1996  
 30 Frazier, Lance, CB, West Virginia, 2004  
 71 Frederick, Andy, T, New Mexico, 1977-81  
 72 Frederick, Travis, C, Wisconsin, 2013  
 68 Free, Doug, T, Northern Illinois, 2007-13  
 69/66 Fricke, Ben, G/C, Houston, 1999-01  
 90 Frisch, Byron, DE, BYU, 2001  
 15 Fritsch, Toni, K, Vienna, Austria, 1971-73, 1975

79 Frost, Ken, DT, Kentucky, 1961-62  
 75 Fry, Bob, T, Kentucky, 1960-64  
 84 Fugett, Jean, TE, Amherst, 1972-75  
 50 Fujita, Scott, LB, California, 2005

**G**  
 80 Gadsden, Oronde, WR, Winston-Salem, 1995  
 27 Gaechter, Mike, S, Oregon, 1962-69  
 39 Gainer, Derrick, RB, Florida A&M, 1992-93  
 89 Galbraith, Scott, TE, Southern California, 1993-94, 1997  
 84 Galloway, Joey, WR, Ohio State, 2000-03  
 29 Gant, Kenneth, CB, Albany St., 1990-94  
 61 Garmon, Kelvin, G, Baylor, 2000-02  
 17 Garrett, Jason, QB, Princeton, 1993-99  
 32 Garrison, Walt, RB, Oklahoma State, 1966-74  
 80 Gay, Everett, WR, Texas, 1988  
 66/96 Geathers, Clifton, DE, South Carolina, 2010-11  
 35 Gent, Pete, WR/TE, Michigan State, 1964-68  
 27 George, Eddie, RB, Ohio State, 2004  
 67/63 Gesek, John, G, Cal. St.-Sacramento, 1990-93  
 11 Gibbs, Sonny, QB, Texas Christian, 1963  
 63 Gibson, Aaron, T, Wisconsin, 2001-02  
 26 Glenn, Aaron, CB, Texas A&M, 2005-06  
 83 Glenn, Terry, WR, Ohio State, 2003-07  
 97 Glover, La Roi, DT, San Diego State, 2002-05  
 78 Glymph, Junior, DE, Carson-Newman, 2005-06  
 56 Godfrey, Randall, LB, Georgia, 1996-99  
 66 Gogan, Kevin, T, Washington, 1987-93  
 76 Gonzaga, John, DE, No. college, 1960  
 9 Gonzalez, Daniel, QB, East Carolina, 1998  
 83 Gonzalez, Leon, WR, Bethune, Cokerman, 1985  
 23 Goodrich, Dwayne, CB, Tennessee, 2000-02  
 27 Gordon, Cletis, CB, Jackson State, 2009  
 44 Gowdy, Cornell, DB, Morgan State, 1986  
 4 Gowin, Toby, P, North Texas, 1997-99, 2003  
 7 Gramatica, Martin, K, Kansas State, 2006  
 71 Granger, Charley, T, Southern, 1961  
 28 Granger, Norm, RB, Iowa, 1984  
 56 Grant, Orantes, LB, Georgia, 2000-01  
 58 Grau, Jeff, LS, UCLA, 2002  
 29/48 Green, Alex, CB, Indiana, 1987  
 61 Green, Allen, P/K, Mississippi, 1961  
 34 Green, Cornell, DB, Utah State, 1962-74  
 10 Green, Skyler, WR, Louisiana State, 2006  
 33 Greenwood, Chris, CB, Albion College, 2013  
 79 Gregg, Forrest, G/T, Southern Methodist, 1971  
 77 Gregory, Bill, DL, Wisconsin, 1971-77  
 21 Gregory, Glynn, WR/DB, Southern Methodist, 1961-62  
 14 Greisen, Chris, QB, Northwest Missouri State, 2010, 2011  
 44 Gronkowski, Chris, FB, Arizona, 2010  
 64 Grottkau, Bob, G, Oregon, 1961  
 65 Gurode, Andre, G/C, Colorado, 2002-10  
 60 Guy, Buzz, G, Duke, 1960

**H**  
 64 Hagen, Halvor, C/G, Weber State, 1969-70  
 94 Haley, Charles, DE, James Madison, 1992-96  
 38 Hall, Chris, S, East Carolina, 1993  
 55 Hall, Lemanski, LB, Alabama, 1999  
 54 Hambrick, Darren, LB, South Carolina, 1998-01  
 35/42 Hambrick, Troy, RB, Savannah State, 2000-03  
 60 Hamel, Dean, DT, Tulsa, 1989-90  
 23 Hamilton, Jakar, S, South Carolina State, 2013  
 26 Hamlin, Ken, S, Arkansas, 2007-09  
 66 Hamlin, Michael, S, Clemson, 2009-10  
 84 Hanna, James, TE, Oklahoma, 2012-13  
 44 Hannah, Rodney, TE, Houston, 2008  
 86 Hannam, Ryan, TE, Northern Iowa, 2006  
 52 Hansen, Wayne, LB, Texas Wesleyan, 1966  
 54 Hardy, Darryl, LB, Tennessee, 1995, 1997  
 51 Hardy, Kevin, LB, Illinois, 2002  
 80/82 Harper, Alvin, WR, Tennessee, 1991-94, 1999  
 50 Harper, Dave, LB, Humboldt State, 1990  
 24 Harper, Roger, S, Ohio State, 1996  
 43 Harris, Cliff, S, Quacchia, 1970-79  
 86 Harris, Duriel, WR, New Mexico State, 1984  
 17 Harris, Dwayne, WR, East Carolina, 2011-13  
 88 Harris, Jackie, TE, Northeast Louisiana, 2000-01  
 40 Harris, Jim, S, Oklahoma, 1961  
 80 Harris, Rod, WR, Texas A&M, 1990  
 97 Hatcher, Jason, DE, Grambling, 2006-13  
 38 Hawthorne, Duane, CB, Northern Illinois, 1999-02  
 96 Hayden, Nick, DT, Wisconsin, 2013  
 22 Hayes, Bob, WR, Florida A&M, 1965-74  
 33 Hayes, Wendell, RB, Humboldt State, 1963  
 27 Haynes, Tommy, S, Southern California, 1987  
 56 Hays, Harold, LB, Southern Mississippi, 1963-67  
 62/78 Healy, Don, DT, Maryland, 1960-61  
 38 Heath, Jeff, S, Saginaw Valley State, 2013  
 69 Hegamin, George, T, North Carolina State, 1994-97  
 58 Hegman, Mike, LB, Tennessee State, 1976-88  
 11 Heinrich, Don, QB, Washington, 1960  
 62/70 Hellestrae, Dale, OL, Southern Methodist, 1990-00

- 58 Hemsley, Nate, LB, Syracuse, 1997-99  
 56 Henderson, Thomas, LB, Langston, 1975-79  
 58/50 Hendrickson, Steve, LB, California, 1989  
 45 Hendrix, Manny, CB, Utah, 1986-91  
 85 Hendrix, Tim, TE, Tennessee, 1997  
 95 Hennings, Chad, DT, Air Force, 1992-00  
 42 Henry, Anthony, CB, South Florida, 2005-08  
 7 Henson, Drew, QB, Michigan, 2004-05  
 72 Herchman, Bill, DT, Texas Tech, 1960-61  
 1 Herrera, Efrén, K, UCLA, 1974, 1976-77  
 81 Hervey, Edward, WR, Southern Cal, 1995  
 21 Higgs, Mark, RB, Kentucky, 1988  
 32 Highsmith, Alonzo, FB, Miami, Fla., 1990-91  
 9 Hilbert, Jon, K, Louisville, 2001  
 31 Hill, Bill, CB, Rutgers, 1987  
 35 Hill, Calvin, RB, Yale, 1969-74  
 25 Hill, Rod, CB, Kentucky State, 1982-83  
 80 Hill, Tony, WR, Stanford, 1977-86  
 60/90 Hill, Tony, DE, Tenn. Chattanooga, 1991-92  
 16 Hodge, Damon, WR, Alabama State, 2000  
 10 Hodson, Tommy, QB, Louisiana State, 1994  
 14 Hogeboom, Gary, QB, Central Michigan, 1980-85  
 64 Holland, Montrae, G, Florida State, 2008-11  
 16 Holley, Jesse, WR, North Carolina, 2010-11  
 57 Holloman, DeVonte, LB, South Carolina, 2013  
 23 Holloway, Johnny, CB, Kansas, 1986  
 15 Holmes, Andre, WR, Hillsdale, 2011-12  
 47 Holmes, Clayton, CB, Carson-Newman, 1992-95  
 30 Holt, Issiac, CB, Alcorn State, 1989-92  
 24 Homan, Dennis, WR, Alabama, 1968-70  
 9 Hoopes, Mitch, P, Arizona, 1975  
 20 Horton, Ray, S, Washington, 1989-92  
 67 Houser, John, C/G, Redlands, 1960-61  
 86 Houston, Bill, WR, Jackson State, 1974  
 21 Howard, Carl, CB, Rutgers, 1984  
 99 Howard, David, LB, Cal. St. Long Beach, 1989-90  
 81 Howard, Percy, WR, Austin Peay, 1975  
 87 Howard, Ron, TE, Seattle, 1974-75  
 54 Howley, Chuck, LB, West Virginia, 1961-73  
 81 Howton, Bill, WR, Rice, 1960-63  
 51 Hovem, Lynn, C/G, Cal. St. Long Beach, 1962-63  
 46/53 Hoyte, Oliver, FB/LB, North Carolina State, 2006-07  
 49 Huggins, Johnny, TE, Alabama State, 2001  
 42 Hughes, Randy, S, Oklahoma, 1975-80  
 32 Hughes, Tyrone, CB, Nebraska, 1998  
 11 Humphrey, Buddy, QB, Baylor, 1961  
 79 Hunt, John, G/T, Florida, 1984  
 34 Hunter, Monty, S, Salem, 1982  
 47 Hunter, Pete, CB, Virginia Union, 2002-04  
 52/58 Hurd, Jeff, LB, Kansas State, 1987  
 17 Hurd, Sam, WR, Northern Illinois, 2006-10  
 40 Hurt, Eric, CB, Cal. State San Jose, 1980  
 66 Husmann, Ed, DT, Nebraska, 1960  
 59 Hutcherson, Ken, LB, Livingston State, 1974  
 7 Hutchinson, Chad, QB, Stanford, 2002-03  
 57/55 Huther, Bruce, LB, New Hampshire, 1977-80, 1983  
 66 Hutson, Tony, G, N.E. Oklahoma St., 1996-99

**I**

- 69 Irvin, Corvey, DT, Georgia, 2013  
 88 Irvin, Michael, WR, Miami, Fla., 1988-99  
 60 Isbell, Joe Bob, G, Houston, 1962-65  
 81 Ismail, Raghib, WR, Notre Dame, 1999-01

**J**

- 71 Jackson, Al, G, Louisiana State, 2000-01  
 32 Jackson, Tim, S, Nebraska, 1989  
 83 Jackson, Willie, WR, Florida, 1994  
 56 James, Bradie, LB, Louisiana State, 2003-11  
 40 James, Cedric, WR, Texas Christian, 2003  
 68 Jamison, Vontrell, DE, Clemson, 2005  
 53 Jax, Garth, LB, Florida State, 1986-88  
 77 Jeffcoat, Jim, DE, Arizona State, 1983-94  
 81 Jeffers, Patrick, WR, Virginia, 1998  
 31/21 Jenkins, Mike, CB, South Florida, 2008-12  
 84 Jennings, Keith, TE, Clemson, 1989  
 37 Jensen, Jim, RB, Iowa, 1976  
 19 Jett, John, P, East Carolina, 1993-96  
 62/52 Johnson, Al, C, Wisconsin, 2003-06  
 14 Johnson, Brad, QB, Florida State, 2007-08  
 86 Johnson, Butch, WR, Calif.-Riverside, 1976-83  
 99 Johnson, Curtis, LB, Clark Atlanta, 2009  
 19 Johnson, Keyshawn, WR, Southern California, 2004-05  
 15 Johnson, Manuel, WR, Oklahoma, 2010  
 37 Johnson, Matt, S, Eastern Washington, 2012-13  
 23 Johnson, Mike, CB, Kansas, 1966-69  
 64 Johnson, Mitch, G, UCLA, 1965  
 66/95 Johnson, Tank, NT, Washington, 2007-08  
 92 Johnson, Thomas, DT, Middle Tennessee St., 2005  
 29 Johnson, Undra, RB, West Virginia, 1989  
 91 Johnson, Walter, DT, Pittsburgh, 1987  
 48 Johnston, Daryl, FB, Syracuse, 1989-99

- 21 Jones, Adam, CB, West Virginia, 2008  
 6 Jones, Chris, P, Carson Newman, 2011-13  
 51 Jones, Dale, LB, Tennessee State, 1987  
 55 Jones, Edgar, DE, Southeast Missouri State, 2013  
 39 Jones, E.J., RB, Kansas, 1987  
 72 Jones, Ed, DE, Tennessee State, 1974-78, 1980-89  
 28 Jones, Felix, RB, Arkansas, 2008-12  
 23 Jones, James, RB, Mississippi State, 1980-82, 1984-85  
 25 Jones, Jermaine, CB, Northwestern State (LA), 2002  
 97 Jones, Jimmie, DL, Miami, Fla., 1990-93  
 21 Jones, Julius, RB, Notre Dame, 2004-07  
 33 Jones, Nathan, CB, Rutgers, 2004-07  
 55 Jones, Robert, LB, East Carolina, 1992-95  
 55 Jordan, Lee Roy, LB, Alabama, 1963-76

**K**

- 20 Kaiser, Jason, S, Culver-Stockton, 1999  
 70 Kears, Frank, DT, Alabama A&M, 2013  
 57 Keller, Mike, LB, Michigan, 1972  
 60 Kennard, Derek, G, Nevada-Reno, 1994-96  
 68 Ker, Crawford, G, Florida, 1985-90  
 60 Killian, Gene, G, Tennessee, 1974  
 27 Kincaide, Keylon, RB, Southern Methodist, 2006  
 60 Kiner, Steve, LB, Tennessee, 1970  
 57 King, Angelo, LB, South Carolina State, 1981-83  
 63 Kiselak, Michael, C/G, Maryland, 1998-99  
 3 Kitna, Jon, QB, Central Washington, 2009-11, 2013  
 73 Kitson, Syd, G, Wake Forest, 1984  
 79 Klein, Dick, T, Iowa, 1960  
 4 Knorr, Micah, P, Utah State, 2000-02  
 18 Kosar, Bernie, QB, Miami, Fla., 1993  
 63 Kosier, Kyle, G, Arizona State, 2006-11  
 35 Kowalczyk, Walt, RB, Michigan State, 1960  
 60 Kowalski, Kevin, C/G, Toledo, 2011-12  
 9 Kupp, Craig, QB, Pacific-Lutheran, 1991  
 67 Kupp, Jake, G, Washington, 1964-65  
 25 Kyle, Aaron, CB, Wyoming, 1976-79

**L**

- 81 Ladouceur, Louis-Philippe, LS, California, 2005-13  
 99 LaFleur, David, TE, Louisiana State, 1997-00  
 35 Laidlaw, Scott, RB, Stanford, 1975-79  
 38 Lang, David, RB, Northern Arizona, 1995  
 41 Larrimore, Kareem, CB, West Texas A&M, 2000-01  
 15 Laufenberg, Babe, QB, Indiana, 1989-90  
 25 Lassic, Derrick, RB, Alabama, 1993-94  
 29 Lavette, Robert, RB, Georgia Tech, 1985-87  
 66 Lawless, Burton, G, Florida, 1975-79  
 53 Lawrence, Cameron, LB, Mississippi State, 2013  
 16 Leaf, Ryan, QB, Washington State, 2001  
 65 Leary, Ronald, G, Memphis, 2012-13  
 14 LeBaron, Eddie, QB, Pacific, 1990-63  
 32 Lee, ReShard, RB, Middle Tennessee St., 2004  
 56 Lee, Sean, LB, Penn State, 2010-13  
 68 Leh, Matt, C/G, Virginia Tech, 2001-04  
 58/98 Lemon, Orié, LB, Oklahoma State, 2012, 2013  
 3 Lester, Tim, FB, Eastern Kentucky, 1999  
 78 Lett, Leon, DL, Emporia State, 1991-00  
 50 Lewis, D.D., LB, Mississippi State, 1968, 1970-81  
 23 Lewis, LeQuann, CB, Arizona State, 2012  
 23 Lewis, Woodley, WR, Oregon, 1960  
 64/67 Lilia, George, C, Michigan, 1987  
 74 Lilly, Bob, DL, Texas Christian, 1961-74  
 97 Lilly, Kevin, DT, Tulsa, 1989  
 72/64 Liscio, Tony, T, Tulsa, 1963-64, 1966-71  
 95 Lissmore, Sean, DE, William & Mary, 2010-12  
 71 Livings, Nate, G, Louisiana State, 2012  
 20 Livingston, Bruce, DB, Arkansas Tech, 1987  
 41 Livingston, Warren, CB, Arizona, 1961-66  
 35 Lockett, J.W., RB, Central Oklahoma, 1961-62  
 56 Lockhart, Eugene, LB, Houston, 1984-90  
 25 Logan, Obert, S, Trinity Tex., 1965-66  
 56 Long, Bob, LB, UCLA, 1962  
 70 Long, Jerome, DT, San Diego State, 2013  
 19 Longley, Clint, QB, Abilene Christian, 1974-75  
 70 Loper, Daniel, G, Texas Tech, 2011  
 18 Lothridge, Billy, P/QB, Georgia Tech, 1964  
 84/66 Lucky, Mike, TE, Arizona, 1999-02

**M**

- 58 Mackey, Louis, LB, Akron, 2001-02  
 51 Manders, Dave, C, Michigan State, 1964-66, 1968-74  
 22 Manning, Wade, CB, Ohio State, 1979  
 31 Marion, Brock, S, Nevada-Reno, 1993-97  
 31 Marsh, Amos, RB, Oregon State, 1961-64  
 78 Marten, James, T, Boston College, 2007  
 79 Martin, Harvey, DE, East Texas State, 1973-83  
 34 Martin, Jamar, FB, Ohio State, 2002-03  
 83 Martin, Kelvin, WR, Boston College, 1987-92, 1996  
 67 Maryland, Russell, DT, Miami, Fla., 1991-95  
 25 Mathews, Ray, WR, Clemson, 1960  
 23 Mathis, Kevin, CB, Texas A&M-Commerce, 1997-99



- 1 McBriar, Mat, P, Hawaii, 2004-11  
37 McCann, Bryan, CB, Southern Methodist, 2010-11  
99 McCormack, Hurvin, DT, Indiana, 1994-98  
40 McCray, Danny, S, Louisiana State, 2010-13  
70 McCreary, Bob, T, Wake Forest, 1961  
80 McDaniels, David, WR, Mississippi Valley, 1968  
14 McDonald, Paul, QB, Southern California, 1986-87  
25 McDonald, Tommy, WR, Oklahoma, 1964  
79 McFadden, Marques, T, Arizona, 2002  
83 McGarity, Wade, WR, Texas, 1999-01  
7 McGee, Stephen, QB, Texas A&M, 2009-11  
82 McGee, Tony, TE, Michigan, 2002-03  
42 McIlhenny, Don, RB, Southern Methodist, 1960-61  
90 McIntosh, Toddrick, DT, Florida State, 1994  
61 McIver, Everett, G, Elizabeth City State, 1998-99  
35 McKie, Jason, FB, Temple, 2002  
66 McKinney, Jeremy, G/T, Iowa, 2002  
85 McKinnon, Dennis, WR, Florida St., 1990  
82 McKnight, James, WR, Liberty, 1999-00  
52 McLean, Scott, LB, Florida State, 1983  
47 McNeil, Ryan, CB, Miami, Fla., 2000  
77 McQuistan, Pat, T, Weber State, 2006-09  
56 McSurdy, Caleb, LB, Montana, 2012  
35 McSwain, Chuck, RB, Clemson, 1983-84  
70 Memmelear, Dale, G, Wyoming, 1962-63  
17 Meredith, Don, QB, Southern Methodist, 1960-68  
78 Meyers, John, DT, Washington, 1962-63  
83 Mickey, Joey, TE, Oklahoma, 1993  
7 Millen, Hugh, QB, Washington, 1993  
83 Miller, Anthony, WR, Tennessee, 1997  
3 Miller, Jim, P, Mississippi, 1983-84  
35 Millery, Lonyae, RB, Fresno State, 2010  
85 Mills, Ernie, WR, Florida, 1998-99  
72 Missouri, Dwayne, DE, Northwestern, 2001  
4 Mitchell, Aaron, CB, Nevada-Las Vegas, 1979-80  
82 Mitchell, Johnny, TE, Nebraska, 1996  
27 Mobley, Singor, S, Washington State, 1997-99  
47 Moegle, Dick, S, Rice, 1961  
23 Montgomery, Mike, RB/WR, Kansas State, 1972-73  
30/26 Moore, Sterling, CB, Southern Methodist, 2012, 2013  
2 Moorman, Brian, P, Pittsburg State, 2012  
24 Mooty, Jim, CB, Arkansas, 1960  
37 Morgan, Dennis, RB, Western Illinois, 1974  
81 Morgan, Quincy, WR, Kansas State, 2004  
23 Morris, Sammy, RB, Texas Tech, 2011  
14 Morton, Craig, QB, California, 1965-74  
80 Murchison, Ola Lee, WR, Pacific, 1961  
29 Murray, DeMarco, RB, Oklahoma, 2011-13  
3 Murray, Eddie, K, Tulane, 1993, 1999  
29 Murrell, Adrian, RB, West Virginia, 2003  
29 Myers, Greg, S, Colorado State, 2000  
94 Myers, Michael, DL, Alabama, 1998-03  
98 Myles, Godfrey, LB, Florida, 1991-96  
62 Myslinski, Tom, G/C, Tennessee, 1999

**N**

- 61 Nagy, Bill, G, Wisconsin, 2011  
73 Neely, Ralph, G/T, Oklahoma, 1965-77  
39 Neufeld, Ryan, FB, UCLA, 1999  
70 Nevis, Drake, DT, Louisiana State, 2013  
44 Newhouse, Robert, FB, Houston, 1972-83  
41 Newman, Terence, CB, Kansas State, 2003-11  
30 Newsome, Timmy, RB, Winston-Salem, 1980-88  
67/61 Newton, Nate, G/T, Florida A&M, 1986-98  
59 Nguyen, Dat, LB, Texas A&M, 1999-05  
76 Niland, John, G, Iowa, 1966-74  
60 Nix, John, DT, Southern Miss, 2001-02  
75 Noble, Brandon, DT, Penn State, 1999-02  
25 Nolan, Dick, S, Maryland, 1962  
60 Noll, Ben, G, Pennsylvania, 2004-05  
73 Noonan, Danny, DL, Nebraska, 1987-92  
84 Norman, Pettis, TE, J.C. Smith, 1962-70  
25 Norton, Jerry, S, Southern Methodist, 1962  
51 Norton, Ken, LB, UCLA, 1988-93  
84 Norwood, Jay, TE, Wyoming, 1990-96  
76 Nutting, Ed, T, Georgia Tech, 1963  
61 Nye, Blaine, G, Stanford, 1968-76

**O**

- 53 Octavien, Steve, LB, Nebraska, 2008-09  
0 Ogbogu, Eric, DE, Maryland, 2003-05  
82 Ogden, Jeff, WR, Eastern Washington, 1998-99  
23 Oglesby, Evan, CB, North Alabama, 2007  
85 Ogletree, Kevin, WR, Virginia, 2009-12  
99 Olshansky, Igor, DE, Oregon, 2009-10  
54 O'Neil, Keith, LB, Northern Arizona, 2003-04  
18 Orton, Kyle, QB, Purdue, 2012-13  
62 Oswald, Paul, G, Kansas, 1988  
76 Otto, Bob, DL, Idaho State, 1986  
20 Overton, Jerry, S, Utah, 1963  
31 Owens, Billy, DB, Pittsburgh, 1988  
81 Owens, Terrell, WR, Tennessee-Chattanooga, 2006-08  
27 Owusu-Ansah, Akwasi, S, Indiana (PA), 2010-11

**P**

- 62 Page, Craig, G, Georgia Tech, 2000  
77 Page, Solomon, G/T, West Virginia, 1999-02  
26 Palmer, Paul, RB, Temple, 1989  
60 Parker, J'vonne, DT, Rutgers, 2006  
21 Parks, Billy, WR, Cal. St. Long Beach, 1972  
78 Parnell, Jeremy, T, Mississippi, 2010-13  
62 Parrish, James, T, Temple, 1993-94  
34 Parrish, Tony, S, Washington, 2006  
56 Patra, Jack, LB, Oregon, 1960-61  
43 Patterson, Elvis, CB, Kansas, 1993  
2 Paulescu, Sam, P, Oregon State, 2008  
88 Pearson, Drew, WR, Tulsa, 1973-83  
26 Pearson, Preston, RB, Illinois, 1975-80  
9 Peete, Rodney, CB, Southern California, 1994  
31 Pellerin, Micah, S, Hampton, 2013  
16 Pelluer, Steve, QB, Washington, 1984-88  
59 Penn, Jesse, LB, Virginia Tech, 1985-87  
22 Peoples, George, RB, Auburn, 1982  
26 Peprah, Charlie, S, Alabama, 2012  
33 Percival, Mac, K, Texas Tech, 1974  
43 Perkins, Don, RB, New Mexico, 1961-68  
92 Perkins, Ray, DE, Virginia, 1987  
39 Perryman, Robert, FB, Michigan, 1990  
72 Peterman, Stephen, G, Louisiana State, 2004-05  
65 Petersen, Kurt, G, Missouri, 1980-85  
58 Peterson, Calvin, LB, UCLA, 1974-75  
79 Petitti, Rob, T, Pittsburgh, 2005  
89 Phillips, John, TE, Virginia, 2009-12  
81 Phillips, Kirk, WR, Tulsa, 1984  
49/68 Pierce, Brett, TE, Stanford, 2004-05  
20 Pile, Willie, S, Virginia Tech, 2005  
33 Pinder, Cyril, RB, Illinois, 1973  
97 Pittman, Kavika, DE, McNeese St., 1996-99  
73 Ploger, Kurt, DL, Gustavus Adolphus, 1986  
62 Poinboeur, Lance, K, Southwest Louisiana, 1963  
39 Polite, Lousaka, FB, Pittsburg, 2004-06  
52 Polk, Carlos, LB, Nebraska, 2008  
97 Ponder, David, DT, Florida State, 1985  
86 Porterfield, Garry, DE, Tulsa, 1965  
81 Powe, Karl, WR, Alabama State, 1985-86  
25 Powell, Jemeel, CB, California, 2003  
98 Poppinga, Brady, LB, Brigham Young, 2012  
75 Pozderac, Phil, T, Notre Dame, 1982-87  
69 Preston, Duke, C, Illinois, 2009  
89 Price, Jim, TE, Stanford, 1993  
70 Price, Marcus, T, Louisiana State, 2005  
81 Price, Peerless, WR, Tennessee, 2005  
71 Procter, Cory, G, Montana, 2006-09  
52 Pruitt, Mickey, LB, Colorado, 1991-92  
75 Pugh, Jethro, DT, Elizabeth City, 1965-78  
61 Pufnam, Duane, G, Pacific, 1960

**Q**

- 11 Quinn, Mike, QB, Stephen F. Austin, 1998-99

**R**

- 64 Rafferty, Tom, G/C, Penn State, 1976-89  
87 Rambo, Ken-Yon, WR, Ohio State, 2001-02  
60 Randall, Tom, G, Iowa State, 1978  
21 Randle, Joseph, RB, Oklahoma State, 2013  
88 Randle, Sonny, WR, Virginia, 1968  
66/50 Ratliff, Jay, NT/DE, Auburn, 2005-13  
95 Rayford, Caesar, DE, Washington, 2013  
85 Reecer, Jamaica, WR, Northwest Missouri State, 2006  
82 Reese, Beasley, CB/WR, North Texas, 1976  
68 Reese, Guy, DT, Southern Methodist, 1962-63  
43 Reese, Izell, S, Alabama-Birmingham, 1998-01  
30 Reeves, Dan, RB/QB, South Carolina, 1965-72  
35 Reeves, Jacques, CB, Purdue, 2004-07  
20 Renfro, Mel, DB, RB, Oregon, 1964-77  
82 Renfro, Mike, WR, Texas Christian, 1984-87  
19 Rentzel, Lance, WR, Oklahoma, 1967-70  
76 Reynolds, Jerry, T, Nevada-Las Vegas, 1994  
13 Rhome, Jerry, QB, Tulsa, 1965-68  
27 Richards, Curvin, RB, Pittsburgh, 1991-92  
83 Richards, Golden, WR, Hawaii, 1973-78  
70 Richards, Howard, G/T, Missouri, 1981-86  
31 Richardson, Gloster, WR, Jackson State, 1971  
88 Ridgway, Colin, P/K, Lamar Tech, 1965  
42 Ridlon, Jim, S, Syracuse, 1963-64  
30 Riley, Earl, S, Washington State, 2000  
62 Rivera, Marco, G, Penn State, 2005-06  
12 Roach, John, QB, Southern Methodist, 1964  
87 Roberts, Alfredo, TE, Miami, Fla., 1991-92  
85 Robinson, Jeff, T, Idaho, 2002-04  
45 Robinson, Larry, RB, Tennessee, 1973  
81 Robinson, Laurent, WR, Illinois State, 2011  
56 Roe, Bill, LB, Colorado, 1980  
79 Rogers, Jacob, T, Southern California, 2004  
50 Rogers, Justin, LB, Southern Methodist, 2007-08  
50 Rohrer, Jeff, LB, Yale, 1982-87

- 9 Romo, Tony, QB, Eastern Illinois, 2003-13  
56 Roper, John, LB, Texas A&M, 1993  
20/21 Ross, Derek, CB, Ohio State, 2002-03  
36 Ross, Dominique, RB, Valdosta State, 1995-96  
68 Ross, Oliver, T, Iowa State, 1998  
30 Rossium, Allen, CB, Notre Dame, 2009  
83 Rucker, Martin, TE, Missouri, 2010-11  
88 Rucker, Reggie, WR, Boston University, 1970-71  
9 Ruzek, Roger, K, Weber State, 1987-89  
80 Ryan, Sean, TE, Boston College, 2004-05

## S

- Saddler-McQueen, Jimmy, DE, Texas A&M-Kingsville, 2010  
87 Saldi, Jay, TE, South Carolina, 1976-82  
89 Salonen, Brian, TE/LB, Montana, 1984-85  
26 Sanchez, Jeff, CB, Tulane, 2003  
70 Sandeman, Bill, DT, Pacific, 1966  
21 Sanders, Deion, CB/WR, Florida State, 1995-99  
80 Santiago, O.J., TE, Kent, 2000  
39 Sargent, Broderick, FB, Baylor, 1989  
8 Sawyer, Buzz, P, Baylor, 1987  
4 Saxon, Mike, P, San Diego St., 1985-92  
32 Schadrack, Orlando, CB, Boise State, 2008-13  
68 Scarlett, Noel, DT, Langston, 2000  
66 Schaefering, Brian, DT, Lindenwood, 2012  
78 Schaum, Greg, DE, Michigan State, 1976  
65 Schoenke, Ray, T, Southern Methodist, 1963-64  
66 Schultz, Chris, T, Arizona, 1983, 1985  
52 Schwartz, Jim, LB, Purdue, 1994-96  
77 Scifres, Steve, OL, Wyoming, 1997  
47 Scott, Chuck, WR, Vanderbilt, 1987  
85 Scott, Darnay, WR, San Diego State, 2002  
68 Scott, Herb, G, Virginia Union, 1975-84  
35 Scott, Kevin, RB, Stanford, 1989  
21/38 Scott, Lynn, S, Northwestern Oklahoma, 2001-05  
52 Scott, Sean, LB, Maryland, 1988  
22 Scott, Victor, DB, Colorado, 1984-88  
10 Secules, Scott, QB, Virginia, 1988  
6 Seder, Tim, K, Ashland, 2000-01  
88 Sellers, Ron, WR, Florida State, 1972  
99 Selvie, George, DT, South Florida, 2013  
36 Sendejo, Andrew, S, Rice, 2010  
43 Sensabaugh, Gerald, S, North Carolina, 2009-12  
1 Septien, Rafael, K, Southwest Louisiana, 1978-86  
58 Shanle, Scott, LB, Nebraska, 2003-05  
94/53 Shannon, Randy, LB, Miami, Fla., 1989-90  
52 Shaw, Robert, C, Tennessee, 1979-81  
67 Shearin, Joe, C, Texas, 1987  
87/82 Shepard, Derrick, WR, Oklahoma, 1989-91  
86 Sherer, Dave, P, Southern Methodist, 1960  
86 Sherrard, Mike, WR, UCLA, 1986  
53 Shields, Joe, OL, Portland State, 1987  
50 Shiver, Clay, C, Florida State, 1996-98  
46/25 Shy, Les, RB, Cal. St. Long Beach, 1966-69  
95 Slavii, Junior, NT, Oregon, 2009  
36 Silva, Mana, S, Hawaii, 2011-12  
82 Simmons, Cleo, TE, Jackson State, 1983  
53 Simmons, Dave, LB, Georgia Tech, 1968  
83 Simmons, Victor, LB, Central State, Ohio, 1987  
59 Sims, Ernie, LB, Florida State, 2012-13  
51 Singleton, Al, LB, Temple, 2003-06  
65 Slaton, Tony, G, Southern Cal., 1990  
42 Smagala, Stan, DB, Notre Dame, 1990-91  
60 Smerek, Don, DL, Nevada-Reno, 1981-87  
21 Smith, Andre, TE, Virginia Tech, 2013  
93 Smith, Artie, DT, Louisiana Tech, 1998  
59 Smith, Darrin, LB, Miami, Fla., 1993-96  
75/79 Smith, Daryle, T, Tennessee, 1987-88  
39 Smith, Donald, S, Liberty, 1991  
22 Smith, Emmitt, RB, Florida, 1990-02  
24 Smith, J.D., RB, No. Carolina A&T, 1965-66  
81 Smith, Jackie, TE, Northwest Louisiana, 1978  
64 Smith, Jim Ray, G/T, Baylor, 1963-64  
82 Smith, Jimmy, WR, Jackson State, 1992  
26 Smith, Kevin, CB, Texas A&M, 1992-99  
57 Smith, Myron, LB, Louisiana Tech, 1998  
61 Smith, Sean, DT, Grambling, 1989  
36 Smith, Tariq, RB, California, 1998-99  
33 Smith, Timmy, RB, Texas Tech, 1990  
89 Smith, Tody, DL, Southern California, 1971-72  
77 Smith, Tyron, T, Southern California, 2011-13  
57 Smith, Vinson, LB, East Carolina, 1990-92, 1997  
86 Smith, Waddell, WR, Kansas, 1984  
87 Smith, Zurief, WR, Hampton, 2003  
18 Snyder, Loren, QB, Northern Colorado, 1987  
54 Solomon, Jesse, LB, Florida State, 1989-90  
46 Solomon, Roland, S, Utah, 1980  
45 Solwold, Mike, TE, Wisconsin, 2001  
20 Sparks, Phillip, CB, Arizona State, 2000  
96/98 Spears, Marcus, DE, Louisiana State, 2005-12  
90 Spellman, Alonzo, DT, Ohio State, 1999-00

- 93 Spencer, Anthony, LB, Purdue, 2007-12  
80 Spivey, Sebron, WR, Southern Illinois, 1987  
55 Spradlin, Danny, LB, Tennessee, 1981-82  
20 Springs, Ron, RB, Ohio State, 1979-84  
15 Spurlock, Michael, WR, Mississippi, 2013  
65 Stalls, Dave, DE, Northern Colorado, 1977-79  
86 Stanback, Isaiah, WR, Washington, 2007-08  
12 Staubach, Roger, QB, Navy, 1969-79  
55 Steele, Markus, LB, Southern California, 2001-03  
81/82 Steele, Robert, WR, Northern Alabama, 1978  
79/77 Stephens, Larry, DE, Texas, 1963-67  
52 Stepnoski, Mark, G/C, Pittsburgh, 1989-94, 1999-01  
28 Stewart, Curtis, RB, Auburn, 1989  
64 Stewart, Daleroy, DT, Southern Miss, 2002-04  
40 Stiger, Jim, RB, Washington, 1963-65  
83 Still, Bryan, WR, Virginia Tech, 1999  
56 Stincic, Tom, LB, Michigan, 1969-71  
5 Stoerner, Clint, QB, Arkansas, 2000-02  
31 Stokes, Sim, WR, Northern Arizona, 1967  
36 Stone, Daren, S, Maine, 2008  
65 Stone, Ron, T, Boston College, 1993-95  
18 Stout, Cliff, QB, Youngstown St., 1990-91  
24 Stoutmire, Omar, S, Fresno State, 1987-98  
82 Stowe, Otto, WR, Iowa State, 1973  
96 Stubbs, Daniel, DE, Miami, Fla., 1990-91  
30 Studstil, Darren, S, West Virginia, 1994  
90 Sturgis, Oscar, DE, North Carolina, 1995  
40 Strachorn, Les, RB, East Carolina, 1973-74  
55 Strickland, Fred, LB, Purdue, 1996-98  
87 Stynchula, Andy, DE, Penn State, 1968  
45 Sualua, Nicky, FB, Ohio State, 1997-98  
7 Susham, Shaun, K, Bowling Green, 2005-06, 2009  
2 Sullivan, Mike, T, Miami, Fla., 1991  
51/57 Swan, Russ, LB, Virginia, 1987  
19 Sweeney, Kevin, QB, Cal. St. Fresno, 1987-88  
80 Swinton, Reggie, WR, Murray State, 2001-03

## T

- 71/72 Talbert, Don, DE/OT, Texas, 1962, 1965, 1971  
34 Tanner, Phillip, RB, Middle Tennessee State, 2011-13  
25 Tatalatasi, Junior, RB, Washington State, 1989  
36 Taylor, Tony, RB, Northwestern Louisiana, 2001  
30/31 Teague, George, S, Alabama, 1996, 1998-01  
89 Tennell, Derek, TE, UCLA, 1992  
16 Testaverde, Vinny, QB, Miami, Fla., 2004  
32 Thomas, Anthony, RB, Michigan, 2005  
27 Thomas, Bill, RB, Boston College, 1972  
32 Thomas, Blair, RB, Penn State, 1994  
51 Thomas, Broderick, LB, Nebraska, 1996-98  
41 Thomas, Dave, CB, Tennessee, 1993-94  
33 Thomas, Duane, RB, West Texas State, 1970-71  
37 Thomas, Ike, CB, Bishop, 1971  
59/44 Thomas, Robert, LB/FB, Henderson State, 1998-02  
55 Thomas, Zach, LB, Texas Tech, 2008  
67 Thompson, Broderick, G, Kansas, 1985  
28 Thompson, Tyson, RB, San Jose State, 2005-07  
87 Thorn, Andy, TE, Northern Iowa, 2006  
77 Thornton, Bruce, DL, Illinois, 1979-81  
25 Thornton, Bruce, CB, Georgia, 2004  
53 Thornton, Kalen, LB, Texas, 2004-05  
32 Thurman, Dennis, DB, Southern California, 1978-85  
59 Timmer, Kirk, LB, Montana State, 1987  
87 Tippins, Ken, LB, Middle Tennessee St., 1989  
63 Titensor, Glen, G, Brigham Young, 1981-86, 1988  
53/50 Tolbert, Brandon, LB, Georgia, 1998-00  
62/92 Tolbert, Tony, DL, Texas-E Paso, 1989-97  
76 Toomay, Pat, DE, Vanderbilt, 1970-74  
71 Townes, Willie, DE, Tulsa, 1966-68  
27 Tremble, Greg, S, Georgia, 1995  
87 Truax, Billy, TE, Louisiana State, 1971-73  
50 Tubbs, Jerry, LB, Oklahoma, 1960-67  
87 Tucker, Jason, WR, Texas Christian, 1999-00  
69 Tucker, Ross, G, Princeton, 2002  
77 Tucker, Torin, T, Southern Mississippi, 2003-05  
71 Tuinei, Mark, OT/DL, Hawaii, 1983-97  
57 Turner, Jimmie, LB, Presbyterian, 1984

## U

- 93 Ulufale, Mike, DT, Brigham Young, 1996  
91 Underwood, Dimitrius, DL, Michigan State, 2000-01

## V

- 91 Vanderbeek, Matt, LB/DE, Michigan State, 1993-94  
13 Vanderjagt, Mike, K, West Virginia, 2006  
30 Van Raaphorst, Dick, K, Ohio State, 1964  
37 Vaughn, Lee, DB, Wyoming, 1997  
56 Vega, Jason, DE, Northeastern, 2013  
76 Veingrad, Alan, OL, E. Texas St., 1991-92  
47 Vickers, Lawrence, FB, Colorado, 2012  
11 Villanueva, Danny, P/K, New Mexico State, 1965-67  
78 Voliers, Kurt, T, Notre Dame, 2002-04



## W

- 95 Walen, Mark, DT, UCLA, 1987-88  
 25 Walker, Frank, CB, Tuskegee, 2011  
 67 Walker, Gary, OL, Boston University, 1987  
 34 Walker, Herschel, RB, Georgia, 1986-89, 1996-97  
 57 Walker, Louie, LB, Colorado State, 1974  
 57 Walker, Malcolm, C, Rice, 1966-69  
 71 Wallace, Rodney, G/T, New Mexico, 1971-73  
 24 Walls, Everson, CB, Grambling, 1981-89  
 3 Walsh, Steve, QB, Miami, FL, 1989-90  
 59 Walter, Mike, LB, Oregon, 1983  
 71 Walter, Tyson, OL, Ohio State, 2002-04  
 78 Walton, Bruce, G, UCLA, 1973-75  
 87 Ward, Dedic, WR, Northern Iowa, 2004  
 94 Ware, DeMarcus, LB, Troy, 2005-13  
 89 Ware, Derek, TE, Central Oklahoma, 1996  
 42 Warren, Chris, RB, Ferrum, 1998-00  
 5 Warren, John, P, Tennessee, 1983-84  
 31 Washington, Chauncey, RB, Southern California, 2009, 2011  
 37 Washington, James, S, UCLA, 1990-94  
 46 Washington, Mark, CB, Morgan State, 1970-78  
 64 Waters, Brian, G, North Texas, 2013  
 41 Waters, Charlie, DB, Clemson, 1970-78, 1980-81  
 83 Watkins, Kendall, TE, Mississippi State, 1995  
 25 Watkins, Patrick, S, Florida State, 2006-09  
 94 Watts, Randy, DE, Catawba, 1987  
 33 Wayt, Russell, LB, Rice, 1965  
 95 Weatherington, Colston, DE, Central Missouri State, 2002  
 20 Webb, B.W., CB, William & Mary, 2013  
 75 Weems, Darrion, T, Oregon, 2012-13  
 42 Welch, Claxton, RB, Oregon, 1969-71  
 66 Wells, Norm, G, Northwestern, 1980  
 65 Westberg, Gary, C, Hampton, 1987  
 30 Westbrook, Bryant, CB, Texas, 2002  
 46/82/83/81 Whalen, James, TE, Kentucky, 2000-03  
 30 Wheaton, Kenny, CB, Oregon, 1997-99  
 65/70 White, Bob, OL, Rhode Island, 1987-89  
 92 White, Chris, DE, Southern, 2000  
 11 White, Danny, QB/P, Arizona State, 1976-88  
 37 White, Gerald, FB, Michigan, 1987  
 27 White, Marvin, S, Texas Christian, 2009  
 54 White, Randy, DT/LB, Maryland, 1975-88  
 42 Whitfield, A.D., RB, North Texas, 1965  
 53 Whittingham, Fred, LB, Cal. Poly SLO, 1969  
 12/10 Widby, Ron, P, Tennessee, 1968-71  
 78 Widell, Dave, T, Boston College, 1988-89  
 27 Wilcox, J.J., S, Georgia Southern, 2013  
 51 Wilber, Kyle, LB, Wake Forest, 2012-13  
 65 Wilbur, John, T, Stanford, 1966-69  
 75 Wiley, Marcellus, DE, Columbia, 2004

- 32 Wiley, Michael, RB, Ohio State, 2000-02  
 59 Williams, Brandon, LB, Texas Tech, 2010  
 42/25 Williams, Charlie, E, Bowling Green, 1995-00  
 79 Williams, Erik, T, Central (OH) State, 1991-00  
 58 Williams, Jason, LB, Western Illinois, 2009-10  
 36 Williams, Joe, RB, Wyoming, 1971  
 38 Williams, John, FB, Wisconsin, 1985  
 85 Williams, Kevin, WR, Miami, FL, 1993-96  
 52 Williams, Leon, LB, Miami, 2010  
 89 Williams, Randal, WR, New Hampshire, 2001-04  
 23 Williams, Robert, CB, Baylor, 1987-93  
 31 Williams, Roy, S, Oklahoma, 2002-08  
 11 Williams, Roy, WR, Texas, 2008-10  
 20 Williams, Sherman, RB, Alabama, 1995-99  
 80 Williams, Stepfret, WR, Northeast Louisiana, 1996-97  
 10 Williams, Teddy, WR, Texas-San Antonio, 2010  
 83 Williams, Terrance, WR, Baylor, 2013  
 86 Williams, Tyrone, WR, Western Ontario, 1993  
 37 Williams, Tyrone, CB, Nebraska, 2004  
 1 Willis, Ken, K, Kentucky, 1990-91  
 98 Willis, Mitch, DT, Southern Methodist, 1990  
 56 Wilson, Martez, DE, Illinois, 2013  
 42 Wilson, Robert, FB, Texas A&M, 1994  
 81/45 Wilson, Steve, WR/CB, Howard, 1979-81  
 11/18 Wilson, Wade, QB, East Texas State, 1995-97  
 84 Wisener, Gary, WR, Baylor, 1960  
 48 Witherspoon, Terry, FB, Clemson, 2001  
 82 Witten, Jason, TE, Tennessee, 2003-13  
 28 Woodson, Darren, S, Arizona State, 1992-03  
 45 Woolsey, Rolly, DB, Boise State, 1975  
 57 Wortham, Barron, LB, Texas-EI Paso, 2000  
 81 Wright Alexander, WR, Auburn, 1990-92  
 2 Wright, Anthony, QB, South Carolina, 2000-01  
 15 Wright, Brad, QB, New Mexico, 1982  
 41 Wright, Charles, DB, Tulsa, 1988  
 85/70 Wright, Rayfield, TE/T, Fort Valley State, 1967-79  
 73 Wright, Steve, T, Northern Iowa, 1981-82  
 92 Wynn, Jarius, DE, Georgia, 2013

## Y

- 78 Youmans, Maury, DE, Syracuse, 1964-65  
 30 Young, Charles, RB, North Carolina State, 1974-76  
 75 Young, Ryan, T, Kansas State, 2003  
 76 Young, Sam, T, Notre Dame, 2010

## Z

- 93 Zellner, Peppi, DE, Fort Valley State, 1999-02  
 6 Zendejas, Luis, K, Arizona State, 1987-89  
 62 Zentic, Mike, C, Oklahoma State, 1987  
 76 Zimmerman, Jeff, G, Florida, 1987-90

## Cowboys All-Time Roster by Number

- 1 Herrerra, Efen, K, 1974, 1976-77  
 Septien, Rafael, K, 1978-86  
 Brady, Kerry, K, 1987  
 Willis, Ken, K, 1990-91  
 McBriar, Mat, P, 2004-11  
 2 Elliott, Lin, K, 1992-93  
 Wright, Anthony, QB, 2000-01  
 Cortez, Jose, K, 2005  
 Brown, Kris, K, 2011  
 Moorman, Brian, P, 2012  
 3 Miller, Jim, P, 1983-84  
 Walsh, Steve, QB, 1989-90  
 Murray, Eddie, K, 1993, 1999  
 Cunningham, Richie, K, 1997-99  
 Cundiff, Billy, K, 2002-05  
 Kitna, Jon, QB, 2009-11, 2013  
 4 Saxon, Mike, P, 1985-92  
 Gowin, Toby, P, 1997-99, 2003  
 Knorr, Micah, P, 2000-02  
 Susham, Shaun, K, 2005-06, 2009  
 5 Warren, John, P, 1983-84  
 Stoerner, Clint, QB, 2000-02  
 Bollinger, Brooks, QB, 2008  
 Bailey, Dan, K, 2011-13  
 6 Zendejas, Luis, K, 1987-89  
 Seder, Tim, K, 2000-01

- Folk, Nick, K, 2007-09  
 Jones, Chris, P, 2011-13

- 7 Bueerlein, Steve, QB, 1991-92  
 Millen, Hugh, QB, 1993  
 Cunningham, Randall, QB, 2000  
 Hutchinson, Chad, QB, 2002-03  
 Henson, Drew, QB, 2004-05  
 Gramatica, Martin, K, 2006  
 McGee, Stephen, QB, 2009-11

- 8 Sawyer, Buzz, P, 1987  
 Aikman, Troy, QB, 1989-00

- 9 Hoopes, Mitch, P, 1975  
 Ruzek, Roger, K, 1987-89  
 Kupp, Craig, QB, 1991  
 Peete, Rodney, QB, 1994  
 Gonzalez, Daniel, QB, 1998  
 Hilbert, Jon, K, 2001  
 Romo, Tony, QB, 2003-13

- 10 Widby, Ron, P, 1968-71  
 (Widby also wore #12)  
 Carrell, Duane, P, 1974  
 Collier, Reggie, QB, 1986  
 Armstrong, Jimmy, DB, 1987  
 (Armstrong also wore #35)  
 Secules, Scott, QB, 1988  
 Hodson, Tommy, QB, 1994  
 Baker, Jon, K, 1995  
 Cantrell, Barry, P, 2000  
 Filipovic, Filip, P, 2002  
 Williams, Teddy, WR, 2010

- 11 Heinrich, Don, QB, 1960  
 Humphrey, Buddy, QB, 1961  
 Gibbs, Sonny, QB, 1963  
 Villanueva, Danny, P/K, 1965-67  
 Belden, Bob, QB, 1969-70  
 White, Danny, QB/P, 1976-88  
 Wilson, Wade, QB, 1995-97  
 (Wilson also wore #18)  
 Quinn, Mike, QB, 1998-99  
 Bledsoe, Drew, QB, 2005-06  
 Williams, Roy, WR, 2008-10  
 Owusu-Ansah, Akwasi, S, WR, 2010  
 (Owusu-Ansah also wore #27)  
 Beasley, Cole, WR, 2012-13

- 12 Roach, John, QB, 1964  
 Widby, Ron, P, 1968-71  
 (Widby also wore #10)  
 Staubach, Roger, QB, 1969-79

- 13 Rhyme, Jerry, QB, 1965-68  
 Vanderjagt, Mike, K, 2006  
 Armstrong, Anthony, WR, 2012

- 14 LeBaron, Eddie, QB, 1960-63  
 Morton, Craig, QB, 1965-74  
 Hogeboom, Gary, QB, 1980-85  
 McDonald, Paul, QB, 1986-87  
 Austin, Miles, WR, 2006-13  
 (Austin also wore #19)  
 Johnson, Brad, QB, 2007-08  
 Greisen, Chris, QB, 2010, 2011

15

Fritsch, Toni, K, 1971-73, 1975  
 Wright, Brad, QB, 1982  
 Burbage, Cornell, WR, 1987-89  
 (Burbage also wore #69 and #82)  
 Laufenberg, Babe, QB, 1989-90  
 Johnson, Manuel, WR, 2010  
 Holmes, Andre, WR, 2011-12  
 Spurlock, Michael, WR, 2013

16

Pelluer, Steve, QB, 1984-88  
 Hodge, Damon, WR, 2000  
 Leaf, Ryan, CB, 2001  
 Testaverde, Vinny, QB, 2004  
 Haller, Jesse, WR, 2010-11

17

Meredith, Don, QB, 1960-68  
 Clark, Mike, K, 1963-71, 1973  
 (Clark also wore #83)  
 Carmichael, Harold, WR, 1984  
 Garrett, Jason, CB, 1993-99  
 Carter, Quincy, CB, 2001-03  
 Hurd, Sam, WR, 2006-10  
 Harris, Dwayne, WR, 2011-13

18

Lothridge, Billy, P/QB, 1964  
 Carano, Glenn, QB, 1977-83  
 Snyder, Loren, QB, 1987  
 Stoudt, Cliff, QB, 1990-91  
 Kosar, Bernie, QB, 1993  
 Boniol, Chris, K, 1994-96  
 Wilson, Wade, CB, 1995-97  
 (Wilson also wore #11)  
 Copper, Terrance, WR, 2004-05  
 Buehler, David, K, 2009-11  
 Orton, Kyle, QB, 2012-13

19

Rentzel, Lance, WR, 1967-70  
 Alworth, Lance, WR, 1971-72  
 Longley, Clint, CB, 1974-75  
 Sweeney, Kevin, CB, 1987-88  
 Jett, John, P, 1993-96  
 Johnson, Keyshawn, WR, 2004-05  
 Austin, Miles, WR, 2006-13  
 (Austin also wore #14)

20

Bercich, Bob, S, 1960-61  
 Overton, Jerry, S, 1963  
 Renfro, Mel, DE/RB, 1964-77  
 Springs, Ron, RB, 1979-84  
 Livingston, Bruce, DB, 1987  
 Horton, Ray, S, 1989-92  
 Williams, Sherman, RB, 1995-99  
 Kaiser, Jason, S, 1999  
 Sparks, Phillip, CB, 2000  
 Ross, Derek, CB, 2002-03  
 (Ross also wore #21)  
 Anderson, Richie, RB, 2003-04  
 Pile, Willie, S, 2005  
 Ball, Alan, CB, 2007-11  
 Coe, Michael, CB, 2012  
 Webb, B.W., CB, 2013

21

Gregory, Glynn, WR/DB, 1961-62  
 Daniels, Dick, S, 1966-68  
 (Daniels also wore #45)  
 Parks, Billy, WR, 1972  
 Dennison, Doug, RB, 1974-78  
 Howard, Carl, CB, 1984  
 Adams, David, RB, 1987  
 Higgs, Mark, RB, 1988  
 Dixon, James, WR/RB, 1989-91  
 (Dixon also wore #86)  
 Brice, Alundis, CB, 1995-96  
 (Brice also wore #23 and #29)  
 Sanders, Deion, CB/WR, 1995-99  
 Scott, Lynn, S, 2001-05  
 (Scott also wore #38)  
 Ross, Derek, CB, 2002-03  
 (Ross also wore #20)  
 Jones, Julius, RB, 2004-07  
 Jones, Adam, CB, 2008  
 Jenkins, Mike, CB, 2008-12  
 (Jenkins also wore #31)  
 Randle, Joseph, RB, 2013

22

Butler, Bill, S, 1960  
 Bullocks, Amos, RB, 1962-64  
 Hayes, Bob, WR, 1965-74  
 Manning, Wade, CB, 1979  
 Peoples, George, RB, 1982  
 Scott, Victor, DB, 1984-88  
 Smith, Emmitt, RB, 1990-02

23

Lewis, Woodley, WR, 1960  
 Johnson, Mike, CB, 1966-69  
 Adkins, Margene, WR, 1970-71  
 Montgomery, Mike, RB/WR, 1972-73  
 Jones, James, RB, 1980-82, 1984-85  
 Holloway, Johnny, CB, 1986  
 Williams, Robert, CB, 1987-93  
 Bailey, Robert, CB, 1995  
 Brice, Alundis, CB, 1995-96  
 (Brice also wore #21 and #29)  
 Frazier, Derrick, CB, 1996  
 Mathis, Kevin, CB, 1997-99  
 Goodrich, Dwayne, CB, 2000-02  
 Cason, Aveion, RB, 2003  
 Oglesby, Evan, CB, 2007  
 Choice, Tashard, RB, 2008-11  
 Morris, Sammy, RB, 2011  
 Lewis, LeQuan, CB, 2012  
 Agnew, Vince, CB, 2012  
 Hamilton, Jakar, S, 2013

24

Moody, Jim, CB, 1960  
 Smith, J.D., RB, 1965-66  
 Homan, Dennis, WR, 1968-70  
 Blackwell, Alois, RB, 1978-79  
 Walls, Everson, CB, 1981-89  
 Brown, Larry, CB, 1991-95, 1998  
 (Brown also wore #34)  
 Harper, Roger, S, 1996  
 Stoutmire, Omar, S, 1997-98  
 Adams, Vashone, S, 1999  
 Dixon, Tony, S, 2001-05  
 (Dixon also wore #25)  
 Barber III, Marion, RB, 2005-10  
 Fiammetta, Tony, FB, 2011  
 Claiborne, Morris, CB, 2012-13

25

Mathews, Ray, WR, 1960  
 Nolan, Dick, S, 1962  
 Norton, Jerry, S, 1962  
 McDonald, Tommy, WR, 1964  
 Logan, Obert, S, 1965-66  
 Shy, Les, RB, 1966-69  
 (Shy also wore #46)  
 Kyle, Aaron, CB, 1976-79  
 Hill, Rod, CB, 1982-83  
 Tautalatasi, Junior, RB, 1989  
 Lassic, Derrick, RB, 1993-94  
 Case, Scott, S, 1995  
 Williams, Charlie, S, 1995-00  
 (Williams also wore #42)  
 Jones, Jermaine, CB, 2002  
 Powell, Jemeel, CB, 2003  
 Thornton, Bruce, CB, 2004  
 Dixon, Tony, S, 2001-05  
 (Dixon also wore #24)  
 Watkins, Patrick, S, 2006-09  
 Walker, Frank, CB, 2011  
 Dunbar, Lance, RB, 2012-13

26

Dial, Buddy, WR, 1964-66  
 Adderley, Herb, CB, 1970-72  
 Pearson, Preston, RB, 1975-80  
 Downs, Michael, S, 1981-88  
 Palmer, Paul, RB, 1989  
 Smith, Kevin, CB, 1992-99  
 Sanchez, Jeff, CB, 2003  
 Davison, Andrew, CB, 2003  
 Glenn, Aaron, CB, 2005-06  
 Hamlin, Ken, S, 2007-09  
 Elam, Abram, S, 2006, 2011  
 (Elam also wore #37)  
 Pehrah, Charlie, S, 2012  
 Allen, Will, S, 2013  
 Moore, Sterling, S, 2012, 13  
 (Moore also wore #30)

27

Gaechter, Mike, S, 1962-69

Thomas, Bill, RB, 1972  
 Fellows, Ron, CB, 1981-86  
 Haynes, Tommy, S, 1987  
 Richards, Curvin, RB, 1991-92  
 Everett, Thomas, S, 1992-93  
 (Everett also wore #31)

Tremble, Greg, S, 1995  
 Mobley, Singor, S, 1997-99  
 Edwards, Mario, CB, 2000-03  
 George, Eddie, RB, 2004  
 Brown, Courtney, S, 2007-08  
 White, Marvin, S, 2009  
 Gordon, Cletis, CB, 2009  
 Owusu-Ansah, Akwasi, S, WR, 2010  
 (Owusu-Ansah also wore #11)  
 Frampton, Eric, S, 2012  
 Wilcox, J.J., S, 2013

28

Granger, Norm, RB, 1984  
 Blount, Alvin, RB, 1987  
 Stewart, Curtis, RB, 1989  
 Woodson, Darren, S, 1992-03  
 Thompson, Tyson, RB, 2005-07  
 Jones, Felix, RB, 2008-12

29

Lavette, Robert, RB, 1985-87  
 Green, Alex, CB, 1987  
 (Green also wore #48)  
 Johnson, Undra, RB, 1989  
 Gant, Kenneth, CB, 1990-94  
 Brice, Alundis, CB, 1995-96  
 (Brice also wore #21 and #23)  
 Billups, Terry, CB, 1998  
 Akins, Chris, S, 1999-00  
 Myers, Greg, S, 2000  
 Dantzier, Woodrow, RB, 2002  
 Murrell, Adrian, RB, 2003  
 Bates, Michael, WR/KR, 2003  
 Davis, Keith, S, 2002, 2004-08  
 (Davis also wore #40)  
 Murray, DeMarco, RB, 2011-13

30

Dowdle, Mike, RB/LB, 1960-62  
 Van Raaphorst, Dick, K, 1964  
 Reeves, Dan, RB/CB, 1965-72  
 Young, Charles, RB, 1974-76  
 Newsome, Timmy, RB, 1980-88  
 Holt, Issiac, CB, 1989-92  
 Studditt, Darren, S, 1994  
 Teague, George, S, 1996, 1998-01  
 (Teague also wore #31)  
 Wheaton, Kenny, CB, 1997-99  
 Riley, Earl, S, 2000  
 Westbrook, Bryant, CB, 2002  
 Frazier, Lance, CB, 2004  
 Coleman, Alonzo, RB, 2008  
 Rossium, Allen, CB, 2009  
 Washington, Chauncey, RB, 2009, 2011  
 (Washington also wore #31)  
 Moore, Sterling, S, 2012, 13  
 (Moore also wore #26)

31

Cone, Fred, K, 1960  
 Marsh, Amos, RB, 1961-64  
 Stokes, Sim, WR, 1967  
 Brown, Otto, DB, 1969  
 Richardson, Gloster, WR, 1971  
 Barnes, Benny, DB, 1972-82  
 Allen, Gary, RB, 1983-84  
 Hill, Bill, CB, 1987  
 Owens, Billy, DB, 1988  
 Everett, Thomas, S, 1992-93  
 (Everett also wore #27)  
 Marion, Brock, S, 1993-97  
 Teague, George, S, 1996, 1998-01  
 (Teague also wore #30)  
 Williams, Roy, S, 2002-08  
 (Williams also wore #38)  
 Jenkins, Mike, CB, 2008-12  
 (Jenkins also wore #21)  
 Washington, Chauncey, RB, 2009, 2011  
 (Washington also wore #30)  
 Butler, Mario, CB, 2012  
 Pellerin, Micah, S, 2013

32

Franckhauser, Tom, CB, 1960-61  
 Garrison, Wait, RB, 1966-74



Thurman, Dennis, DB, 1978-85  
Jackson, Tim, S, 1989  
Highsmith, Alonzo, FB, 1990-91  
Thomas, Blair, RB, 1994  
Hughes, Tyrone, CB, 1998  
Wiley, Michael, RB, 2000-02  
Lee, ReShard, RB, 2004  
Thomas, Anthony, RB, 2005  
Coleman, Marcus, S, 2006  
Crockett, Zack, RB, 2007  
Scandrick, Orlando, CB, 2008-13

### 33

Babb, Gene, LB/RB, 1960-61  
Hayes, Wendell, RB, 1963  
Wayt, Russell, LB, 1965  
Thomas, Duane, RB, 1970-71  
Pinder, Cyril, RB, 1973  
Percival, Mac, K, 1974  
Dorsett, Tony, RB, 1977-87  
Brown, Eric, DB, 1989  
Smith, Timmy, RB, 1990  
Bell, Jason, CB, 2001  
Jones, Nathan, CB, 2004-07  
Greenwood, Chris, CB, 2013

### 34

Doelling, Fred, S, 1960  
Douglas, Merrill, RB, 1961  
Green, Cornell, DB, 1962-74  
Mitchell, Aaron, CB, 1979-80  
Hunter, Monty, S, 1982  
Walker, Herschel, RB, 1966-89, 1996-97  
Agee, Tommie, FB, 1990-94  
Brown, Larry, CB, 1991-95, 1998  
(Brown also wore #24)  
Lester, Tim, FB, 1999  
Martin, Jamar, FB, 2002-03  
Parrish, Tony, S, 2006  
Anderson, Deon, FB, 2007-09  
Tanner, Phillip, RB, 2011-13

### 35

Kowalczyk, Walt, RB, 1960  
Lockett, J.W., RB, 1961-62  
Gent, Pete, WR/TE, 1964-68  
Hill, Calvin, RB, 1969-74  
Laidlaw, Chuck, RB, 1975-79  
McSwain, Scott, RB, 1983-84  
Armstrong, Jimmy, DB, 1987  
(Armstrong also wore #10)  
Scott, Kevin, RB, 1989  
Davis, Wendell, CB, 1996-99  
Chancey, Robert, RB, 1999  
Hambrick, Troy, RB, 2000-03  
(Hambrick also wore #42)  
McKie, Jason, FB, 2002  
Reeves, Jacques, CB, 2004-07  
Battle, Tra, S, 2008  
Miller, Lonyae, RB, 2010

### 36

Bielski, Dick, TE, 1960-61  
Williams, Joe, RB, 1971  
Brinson, Larry, RB, 1977-79  
Albritton, Vince, S/LB, 1984-91  
Ross, Dominique, RB, 1995-96  
Smith, Tarik, RB, 1998-99  
Taylor, Tony, RB, 2001  
Barnes, Darian, FB, 2004  
Butler, Quincy, CB, 2006, 2008  
Stone, Darren, S, 2008  
Hamlin, Michael, S, 2009-10  
Sendejo, Andrew, S, 2010  
Silva, Mana, S, 2011-12

### 37

Dunn, Perry Lee, RB, 1964-65  
Clark, Phil, DB, 1967-69  
Thomas, Ike, CB, 1971  
Morgan, Dennis, RB, 1974  
Jensen, Jim, RB, 1976  
White, Gerald, FB, 1987  
Washington, James, S, 1990-94  
Vaughn, Lee, DB, 1997  
Williams, Tyrone, CB, 2004  
Elam, Abram, S, 2006, 2011  
McCann, Bryan, CB, 2010-11  
Johnson, Matt, S, 2012-13

### 38

Baker, Sam, P/K, 1962-63

Williams, John, FB, 1985  
Francis, Ron, CB, 1987-90  
Hall, Chris, S, 1993  
Lang, David, RB, 1995  
Hawthorne, Duane, CB, 1999-02  
Scott, Lynn, S, 2001-05  
(Scott also wore #21)  
Williams, Roy, S, 2002-08  
(Williams also wore #31)  
Heath, Jeff, S, 2013

### 39

Jones, E.J., RB, 1987  
Sargent, Broderick, FB, 1989  
Perryman, Robert, FB, 1990  
Smith, Donald, S, 1991  
Gainer, Derrick, RB, 1992-93  
Neufeld, Ryan, FB, 1999  
Polite, Lousaka, FB, 2004-06  
Carr, Brandon, CB, 2012-13

### 40

Harris, Jim, S, 1961  
Stiger, Jim, RB, 1963-65  
Conrad, Bobby Joe, WR, 1969  
Strayhorn, Les, RB, 1973-74  
Hurt, Eric, CB, 1980  
Bates, Bill, S, 1983-97  
Davis, Keith, S, 2002, 2004-08  
(Davis also wore #29)  
McCray, Danny, S, 2010-13

### 41

Livingston, Warren, CB, 1961-66  
Waters, Charlie, DB, 1970-78, 1980-81  
Coleman, Anthony, DB, 1987  
Wright, Charles, DB, 1988  
Thomas, Dave, CB, 1993-94  
Larrimore, Kareem, CB, 2000-01  
Dennis, Pat, CB, 2001  
Newman, Terence, CB, 2003-11

### 42

McIlhenny, Don, RB, 1960-61  
Ridlon, Jim, S, 1963-64  
Whitfield, A.D., RB, 1965  
Weich, Claxton, RB, 1969-71  
Hughes, Randy, S, 1975-80  
Easmon, Ricky, DB, 1985  
Clack, Darryl, RB, 1986-89  
Smagala, Stan, DB, 1990-91  
Wilson, Robert, FB, 1994  
Williams, Charlie, S, 1995-00  
(Williams also wore #25)  
Warren, Chris, RB, 1998-00  
Hambrick, Troy, RB, 2000-03  
(Hambrick also wore #35)  
Henry, Anthony, CB, 2005-08  
Church, Barry, S, 2010-13

### 43

Perkins, Don, RB, 1961-68  
Harris, Cliff, S, 1970-79  
Patterson, Elvis, CB, 1993  
Briggs, Greg, S, 1995  
Reese, Izell, S, 1998-01  
Sensesbaugh, Gerald, S, 2009-12

### 44

Bishop, Don, CB, 1960-65  
Newhouse, Robert, FB, 1972-83  
Gowdy, Cornell, DB, 1986  
Courville, Vince, WR, 1987  
(Courville also wore #81)  
Brooks, Michael, S, 1990  
Coleman, Lincoln, RB, 1993-94  
Thomas, Robert, LB/FB, 1998-02  
(Thomas also wore #59)  
Hannah, Rodney, TE, 2008  
Gronkowski, Chris, FB, 2010  
Clutts, Tyler, FB, 2013

### 45

Dupre, L.G., RB, 1960-61  
Daniels, Dick, S, 1966-68  
(Daniels also wore #21)  
Flowers, Richmond, S, 1969-71  
Robinson, Larry, RB, 1973  
Woolsey, Rolly, DB, 1975  
Wilson, Steve, WR/CB, 1979-81  
(Wilson also wore #81)  
Hendrix, Manny, CB, 1986-91

Sualua, Nicky, FB, 1997-98  
Solwold, Mike, TE, 2001  
Chapas, Shaun, FB, 2011

### 46

Shy, Les, RB, 1966-69  
(Shy also wore #25)  
Baynham, Craig, RB, 1967-69  
Washington, Mark, CB, 1970-78  
Solomon, Roland, S, 1980  
Fowler, Todd, FB, 1985-88  
Blake, Ricky, RB, 1991  
Fishback, Joe, S, 1993-94  
Whalen, James, TE, 2000-03  
(Whalen also wore #81, #82, #83)  
Bickerstaff, Erik, RB, 2003  
Condo, Jon, LS, 2005  
Hoyle, Oliver, FB/LB, 2006-07  
(Hoyle also wore #53)

### 47

Moegle, Dick, S, 1961  
Clinkscale, Dextor, S, 1980, 1982-85  
Scott, Chuck, WR, 1987  
Holmes, Clayton, CB, 1992-95  
McNeil, Ryan, CB, 2000  
Hunter, Pete, CB, 2002-04  
Vickers, Lawrence, FB, 2012

### 48

Green, Alex, CB, 1987  
(Green also wore #29)  
Johnston, Daryl, FB, 1989-99  
Witherspoon, Terry, FB, 2001  
Barrow, Micheal, LB, 2005

### 49

Dean, Kent, TE, 1988  
Huggins, Johnny, TE, 2001  
Pierce, Brett, TE, 2004-05  
(Pierce also wore #88)

### 50

Tubbs, Jerry, LB, 1960-67  
Lewis, D.D., LB, 1968, 1970-81  
Rohrer, Jeff, LB, 1982-87  
Hendrickson, Steve, LB, 1989  
(Hendrickson also wore #58)  
Harper, Dave, LB, 1990  
Brownlow, Darrick, LB, 1991, 1994  
(Brownlow also wore #59)  
Abrams, Bobby, LB, 1992-93  
Shiver, Clay, C, 1996-98  
Tolbert, Brandon, LB, 1998-00  
(Tolbert also wore #53)  
Brooks, Jamal, LB, 2001-03  
Fujita, Scott, LB, 2005  
Ayodele, Akin, LB, 2006-07  
(Ayodele also wore #51)  
Rogers, Justin, LB, 2007-08  
Lee, Sean, LB, 2010-13

### 51

Braatz, Tom, LB, 1960  
Hoyem, Lynn, C/G, 1962-63  
Manders, Dave, C, 1964-66, 1968-74  
Dickerson, Anthony, LB, 1980-84  
Jones, Dale, LB, 1987  
Swan, Russ, LB, 1987  
(Swan also wore #57)  
Norton, Ken, LB, 1988-93  
Thomas, Broderick, LB, 1996-98  
Adams, Keith, LB, 2001-02  
(Adams also wore #53)  
Hardy, Kevin, LB, 2002  
Singleton, Al, LB, 2003-06  
Ayodele, Akin, LB, 2006-07  
(Ayodele also wore #59)  
Brooking, Keith, LB, 2009-11  
Wilber, Kyle, LB, 2012-13

### 52

Hansen, Wayne, LB, 1960  
Edwards, Dave, LB, 1963-75  
Eidson, Jim, G/C, 1976  
Shaw, Robert, C, 1979-81  
McLean, Scott, LB, 1983  
Cannon, Billy, LB, 1984  
Duliban, Chris, LB, 1987  
Hurd, Jeff, LB, 1987  
(Hurd also wore #58)  
Scott, Sean, LB, 1988

Pruitt, Mickey, LB, 1991-92  
Schwartz, Jim, LB, 1994-96  
Coakley, Dexter, LB, 1997-04  
Johnson, Al, C, 2003-06  
(Johnson also wore #62)  
Polk, Carlos, LB, 2008  
Williams, Leon, LB, 2010  
Connor, Dan, LB, 2012  
Durant, Justin, LB, 2013

**53**

Connelly, Mike, C, 1960-67  
(Connelly also wore #54)  
Simmons, Dave, LB, 1968  
Whittingham, Fred, LB, 1969  
Babinecz, John, LB, 1972-73  
Breunig, Bob, LB, 1975-84  
Jax, Garth, LB, 1986-88  
Simmons, Victor, LB, 1987  
Eliam, Onzy, LB, 1989  
Shannon, Handy, LB, 1989-90  
(Shannon also wore #94)

Stepnoski, Mark, C, 1989-94, 1999-01  
(Stepnoski also wore #70)

Donaldson, Ray, C, 1995-96  
Tolbert, Brandon, LB, 1998-00  
(Tolbert also wore #50)

Adams, Keith, LB, 2001-02  
(Adams also wore #51)

Thornton, Kalen, LB, 2004-05  
Glymph, Junior, LB, 2005-06  
(Glymph also wore #78)

Hoyle, Oliver, FB/LB, 2006-07  
(Hoyle also wore #46)

Octavien, Steve, LB, 2008-09  
Lawrence, Cameron, LB, 2013

**54**

Connelly, Mike, C, 1960-67  
(Connelly also wore #53)  
Howley, Chuck, LB, 1961-73  
White, Randy, DT/LB, 1975-88  
Solomon, Jesse, LB, 1989-90  
Fieldings, Anthony, LB, 1995  
Hardy, Darryl, LB, 1995, 1997  
Hambrick, Darren, LB, 1998-01  
Cerqua, Marc, LB, 2001  
O'Neil, Keith, LB, 2003-04  
Caver, Quinton, LB, 2006  
Carpenter, Bobby, LB, 2006-09  
Cummings, Kenwin, LB, 2010  
Carter, Bruce, LB, 2011-13

**55**

Jordan, Lee Roy, LB, 1963-76  
Huther, Bruce, LB, 1977-80, 1983  
(Huther also wore #57)

Spradlin, Danny, LB, 1981-82  
DeOssie, Steve, LB, 1984-88  
Flaherty, Harry, LB, 1987  
Del Rio, Jack, LB, 1989-91  
Jones, Robert, LB, 1992-95  
Strickland, Fred, LB, 1996-98  
Hall, Lemanski, LB, 1999  
Steele, Markus, LB, 2001-03  
Fowler, Ryan, LB, 2004-06  
Thomas, Zach, LB, 2008  
Albright, Alex, LB, 2011-12  
Jones, Edgar, DE, 2013

**56**

Patera, Jack, LB, 1960-61  
Long, Bob, LB, 1962  
Hays, Harold, LB, 1963-67  
Stincic, Tom, LB, 1969-71  
Barnes, Rodrigo, LB, 1973-74  
Henderson, Thomas, LB, 1975-79  
Roe, Bill, LB, 1980  
Lockhart, Eugene, LB, 1984-90  
Roper, John, LB, 1993  
Barnes, Reggie, LB, 1995  
Godfrey, Randall, LB, 1996-99  
Grant, Orantes, LB, 2000-01  
James, Bradie, LB, 2003-11  
McSurdy, Caleb, LB, 2012  
Vega, Jason, DE, 2013  
Wilson, Martez, DEB, 2013

**57**

Walker, Malcolm, C, 1966-69  
Keller, Mike, LB, 1972  
Walker, Louie, LB, 1974

Davis, Kyle, C, 1975  
Huther, Bruce, LB, 1977-80, 1983  
(Huther also wore #58)

King, Angelo, LB, 1981-83  
Turner, Jimmie, LB, 1984  
Burton, Ron, LB, 1987-89  
Swan, Russ, LB, 1987  
(Swan also wore #51)

Smith, Vinson, LB, 1990-92, 1997  
Campos, Alan, LB, 1996  
Smith, Myron, LB, 1998  
Coryatt, Quentin, LB, 1999  
Worham, Barron, LB, 2000  
Mackey, Louis, LB, 2001-02  
(Mackey also wore #58)  
Burnett, Kevin, LB, 2005-08  
Butler, Victor, LB, 2009-12  
Holloman, DeVonte, LB, 2013

**58**

Peterson, Calvin, LB, 1974-75  
Hegman, Mike, LB, 1976-88  
Hurd, Jeff, LB, 1987  
(Hurd also wore #52)

Hendrickson, Steve, LB, 1989  
(Hendrickson also wore #50)

Edwards, Dixon, LB, 1991-95  
Hemsley, Nate, LB, 1997-99  
Bowden, Joe, LB, 2000

Mackey, Louis, LB, 2001-02  
(Mackey also wore #57)

Grau, Jeff, LS, 2002  
Shanle, Scott, LB, 2003-05  
Williams, Jason, LB, 2009-10  
Lemon, Orié, LB, 2012, 2013  
(Lemon also wore #98)  
Bosworth, Kyle, LB, 2013

**59**

Hutcherson, Ken, LB, 1974  
Capone, Warren, LB, 1975  
Brown, Guy, LB, 1977-82  
Walter, Mike, LB, 1983  
Penn, Jesse, LB, 1985-87  
Timmer, Kirk, LB, 1987  
Cobb, Garry, LB, 1988-89  
Brownlow, Darrick, LB, 1991, 1994  
(Brownlow also wore #50)

Smith, Darrin, LB, 1993-96  
Thomas, Robert, LB/FB, 1998-02  
(Thomas also wore #44)

Nguyen, Dat, LB, 1999-05  
Williams, Brandon, LB, 2010  
Sims, Ernie, LB, 2012-13

**60**

Guy, Buzz, G, 1960  
Isbell, Joe Bob, G, 1962-65  
Burkett, Jackie, LB, 1968-69  
Kiner, Steve, LB, 1970  
Caffey, Lee Roy, LB, 1971

Killian, Gene, G, 1974  
Randall, Tom, G, 1978

Smerek, Don, DL, 1981-87  
Hamel, Dean, DT, 1989-90  
Hill, Tony, DE, 1991-92  
(Hill also wore #90)

Kennard, Derek, G, 1994-96  
Brymer, Chris, C/G, 1999  
Nix, John, DT, 2001-02  
Noll, Ben, G, 2004-05  
Parker, J'vonne, DT, 2006  
Stanley, Montavious, DT, 2006  
Kowalski, Kevin, C/G, 2011-12

**61**

Putnam, Duane, G, 1960  
Green, Allen, P/K, 1961  
Nye, Blaine, G, 1968-76  
Cooper, Jim, OL, 1977-86  
Newton, Nate, G/T, 1986-98  
(Newton also wore #67)  
Garmon, Kelvin, G, 2000-02  
Conaty, Bill, C, 2003  
Nagy, Bill, G, 2011

**62**

Healy, Don, DT, 1960-61  
(Healy also wore #78)  
Cverock, Andy, G, 1961-62  
Poimboeuf, Lance, K, 1963  
Donohue, Leon, G, 1965-67

Fitzgerald, John, C, 1971-80  
Baldinger, Brian, OL, 1982-84, 1986-87  
Zentic, Mike, C, 1987  
Brotzki, Bob, T, 1988  
Oswald, Paul, G, 1988  
Tolbert, Tony, DL, 1989-97  
(Tolbert also wore #92)

Hellestrae, Dale, OL, 1990-00  
(Hellestrae also wore #70)

Parrish, James, T, 1993-94  
Mysinski, Tom, G/C, 1999

Page, Craig, C, 2000  
Johnson, Al, C, 2003-06  
(Johnson also wore #52)

Rivera, Marco, G, 2005-06

Arkin, David, G, 2011-13

**63**

Falls, Mike, G, 1960-61  
Cole, Larry, DL, 1968-80  
Titensor, Glen, G, 1981-86, 1988  
Shields, Joe, OL, 1987  
Brinkley, Lester, DL, 1990  
Gesek, John, G, 1990-93  
(Gesek also wore #67)

Flannery, John, G, 1996-97  
Kiselak, Michael, C/G, 1998-99

Gibson, Aaron, T, 2001-02  
Alford, Darnell, T, 2002

DiNapoli, Gennaro, C, 2003  
Kosier, Kyle, G, 2006-11  
Cook, Ryan, G/C, 2012

**64**

Grottkau, Bob, G, 1961  
Liscio, Tony, T, 1963-64, 1966-71  
(Liscio also wore #72)

Smith, Jim Ray, G/T, 1963-64  
Johnson, Mitch, G, 1965

Hagen, Halvor, C/G, 1969-70  
Arneson, Jim, C/G, 1973-74

Rafferty, Tom, G/C, 1976-89  
Lilja, George, C, 1987  
(Lilja also wore #67)

Diaz, Jorge, G, 2000  
Stewart, Daleroy, DT, 2002-04  
Holland, Montrae, G, 2008-11

Waters, Brian, G, 2013

**65**

Schoenke, Ray, T, 1963-64  
Wilbur, John, T, 1966-69

Stalls, Dave, DE, 1977-79  
Petersen, Kurt, G, 1980-85

Westberry, Gary, C, 1987  
White, Bob, OL, 1987-89  
(White also wore #70)

Slaton, Tony, G, 1990  
Stone, Ron, T, 1993-95

Gurode, Andre, G/C, 2002-10  
Leary, Ronald, G, 2012-13

**66**

Husmann, Ed, DT, 1960  
Andrie, George, DE, 1962-72

Lawless, Burton, G, 1975-79  
Wells, Norm, G, 1980

Schultz, Chris, T, 1983, 1985  
Baker, Jesse, DE, 1986

Gogan, Kevin, T, 1987-93  
Hufson, Tony, G, 1996-99

Fricke, Ben, C, 1999-01  
(Fricke also wore #69)  
McKinney, Jeremy, G/T, 2002

Ratiff, Jay, DE, 2005-13  
(Ratiff also wore #90)

Johnson, Tank, NT, 2007-08  
(Johnson also wore #95)

Saddler-McQueen, Jimmy, DE, 2010  
Geathers, Clifton, DE, 2010-11  
(Geathers also wore #96)

Schaefering, Brian, DT, 2012

**67**

Houser, John, C/G, 1960-61  
Kupp, Jake, G, 1964-65

Toomay, Pat, DE, 1970-74  
Donovan, Pat, T, 1975-83  
Thompson, Broderick, G, 1985

Newton, Nate, G/T, 1986-98  
(Newton also wore #61)

Lilja, George, C, 1987  
(Lilja also wore #64)



Walker, Gary, OL, 1987  
Shearin, Joe, C, 1987  
Smith, Sean, DT, 1989  
Gesek, John, G, 1990-93  
(Gesek also wore #63)  
Maryland, Russell, DT, 1991-95  
McIver, Everett, G, 1998-99  
Berger, Joe, G, 2006-08  
Costa, Phil, C, 2010-13

## 68

Reese, Guy, DT, 1962-63  
Boeke, Jim, T, 1964-67  
Scott, Herb, G, 1975-84  
Ker, Crawford, G, 1985-90  
Cornish, Frank, C, 1992-94  
Batiste, Michael, DT/G, 1995  
Ross, Oliver, T, 1998  
Scarlett, Noel, DT, 2000  
Lehr, Matt, G/C, 2001-04  
Jamison, Vontrell, DE, 2005  
Free, Doug, T, 2007-13

## 69

Hegamin, George, T, 1994-97  
Fricke, Ben, G/C, 1999-01  
(Fricke also wore #66)  
Tucker, Ross, G, 2002  
Fabini, Jason, T, 2006  
Preston, Duke, C, 2009  
Irvin, Corvey, DT, 2013

## 70

McCreary, Bob, T, 1961  
Memmelear, Dale, G, 1962-63  
Sandeman, Bill, DT, 1966  
Wright, Rayfield, TE/T, 1967-79  
(Wright also wore #85)

Richards, Howard, G/T, 1981-86

White, Bob, CL, 1987-89

(White also wore #65)

Stepnoski, Mark, C, 1989-94, 1999-01

(Stepnoski also wore #53)

Hellestrae, Dale, OL, 1990-00

(Hellestrae also wore #62)

Collins, Javier, DT/T, 2001-03

Brooks, Ethan, T, 2005

Price, Marcus, T, 2005

Davis, Leonard, T, 2007-10

Loper, Daniel, G, 2011

Crawford, Tyrone, DT, 2012

Long, Jerome, DT, 2013

Nevis, Drake, DT, 2013

Kearse, Frank, DT, 2013

Neely, Ralph, G/T, 1965-77

Wright, Steve, T, 1981-82

Kitson, Syd, G, 1984

Ploeger, Kurt, DL, 1986

Burnette, Dave, T, 1987

Noonan, Danny, DL, 1987-92

Allen, Larry, G/T, 1994-05

Clark Jeremy, DE, 2010

Bernadeau, Mackenzy, G, 2012-13

Martin, Harvey, DE, 1973-83

Hunt, John, G/T, 1984

Cesario, Sal, G, 1987

Smith, Daryle, T, 1987-88

(Smith also wore #75)

Broughton, Willie, DT, 1989-90

Williams, Erik, T, 1991-00

Dorsey, Char-ron, T, 2001-02

McFadden, Marques, T, 2002

Rogers, Jacob, T, 2004

Petititi, Rob, T, 2005

Brewster, Robert, T, 2009-10

Bass, Ben, DT, 2012

McKnight, James, WR, 1999-00  
Whalen, James, TE, 2000-03  
(Whalen also wore #46, #81, #83)  
McGee, Tony, TE, 2002-03  
(McGee also wore #80)  
Witten, Jason, TE, 2003-13

**83**

Doran, Jim, WR, 1960-61  
Folkins, Lee, TE, 1962-64  
(Folkins also wore #80)  
Deters, Harold, K, 1967  
Clark, Mike, K, 1968-71, 1973  
(Clark also wore #17)  
Richards, Golden, WR, 1973-78  
Donley, Doug, WR, 1981-84  
Gonzalez, Leon, WR, 1985  
Martin, Kelvin, WR, 1987-92, 1996  
Mickey, Joey, TE, 1993  
Jackson, Willie, WR, 1994  
Watkins, Kendall, TE, 1995  
Miller, Anthony, WR, 1997  
Clay, Hayward, TE, 1998-99  
Still, Bryan, WR, 1999  
McGarity, Wane, WR, 1999-01  
Whalen, James, TE, 2000-03  
(Whalen also wore #46, #81, #82)  
Glenn, Terry, WR, 2003-07  
Rucker, Martin, TE, 2010-11  
Williams, Terrance, WR, 2013

**84**

Wisener, Gary, WR, 1960  
Norman, Pettis, TE, 1962-70  
Fugett, Jean, TE, 1972-75  
Cosbie, Doug, TE, 1979-88  
Borresen, Rich, TE, 1987  
Jennings, Keith, TE, 1989  
Novacek, Jay, TE, 1990-96  
Lucky, Mike, TE, 1999-02  
(Lucky also wore #86)  
Galloway, Joey, WR, 2000-03  
Crayton, Patrick, WR, 2004-09  
Hanna, James, TE, 2012-13

**85**

Cronin, Gene, LB, 1960  
Wright, Rayfield, TE/TE, 1967-79  
(Wright also wore #70)  
Smith, Tody, DL, 1971-72  
Cornwell, Fred, TE, 1984-85  
Chandler, Thornton, TE, 1986-89  
(Chandler also wore #89)  
Folsom, Steve, TE, 1987-90  
Hendrix, Tim, TE, 1987  
McKinnon, Dennis, WR, 1990  
Williams, Kevin, WR, 1993-96  
Mills, Ernie, WR, 1998-99  
Brazzell, Chris, WR, 1999-00  
(Brazzell also wore #82)  
Chiaverini, Darren, WR, 2001  
Scott, Darnay, WR, 2002  
Robinson, Jeff, TE, 2002-04  
Rector, Jamaica, WR, 2006  
Ogletree, Kevin, WR, 2009-12

**86**

Sherer, Dave, P, 1960  
Porterfield, Garry, DE, 1965  
Coleman, Ralph, LB, 1972  
Houston, Bill, WR, 1974  
Johnson, Butch, WR, 1976-83  
Harris, Duriel, WR, 1984  
Smith, Waddell, WR, 1984  
Duckett, Kenny, WR, 1985  
Sherrard, Mike, WR, 1986  
Dixon, James, WR/RB, 1989-91  
(Dixon also wore #21)  
Williams, Tyrone, WR, 1993  
Bjornson, Eric, TE, 1995-99  
Lucky, Mike, TE, 1999-02  
(Lucky also wore #84)  
Campbell, Dan, TE, 2003-05  
Hannam, Ryan, TE, 2006  
Stanback, Isaiah, WR, 2007-08  
Chandler, Scott, TE, 2010

**87**

Borden, Nate, DE, 1960-61  
Stynchula, Andy, DE, 1968  
Truax, Billy, TE, 1971-73  
Howard, Ron, TE, 1974-75  
Saldi, Jay, TE, 1976-82  
Banks, Gordon, WR, 1985-87  
Edwards, Kelvin, WR, 1987-88  
(Edwards also wore #81)  
Alexander, Ray, WR, 1988-99  
Shepard, Derrick, WR, 1989-91  
(Shepard also wore #82)  
Roberts, Alfredo, DE, 1991-92  
Davis, Billy, WR, 1995-98  
Tucker, Jason, WR, 1999-00  
Rambo, Ken-Yon, WR, 2001-02  
Smith, Zuriel, WR, 2003  
Ward, Detric, WR, 2004  
Thorn, Andy, TE, 2006  
Smith, Andre, TE, 2013

**88**

Davis, Sonny, LB, 1961  
Ridgway, Colin, P/K, 1965  
Randle, Sonny, WR, 1968  
Rucker, Reggie, WR, 1970-71  
Sellers, Ron, WR, 1972  
Pearson, Drew, WR, 1973-83  
Irvin, Michael, WR, 1988-99  
Harris, Jackie, TE, 2000-01  
Pierce, Antonio, WR, 2002-04  
Pierce, Brett, TE, 2004-05  
(Pierce also wore #49)  
Bryant, Dez, WR, 2010-13

**89**

Dugan, Fred, WR, 1960  
Davis, Donnie, WR, 1962  
Ditka, Mike, TE, 1969-72  
DuPree, Billy Joe, TE, 1973-83  
Salonen, Brian, TE/LB, 1984-85  
Chandler, Thornton, TE, 1986-89  
(Chandler also wore #85)  
Burbage, Cornell, WR, 1987-89  
(Burbage also wore #15 and #82)  
Awalt, Rob, TE, 1990-91  
Tennell, Derek, TE, 1992  
Blackwell, Kelly, TE, 1993  
Galbraith, Scott, TE, 1993-94, 1997  
(Galbraith also wore #81)  
Price, Jim, TE, 1993  
Ware, Derek, TE, 1996  
LaFleur, David, TE, 1997-00  
Williams, Randal, WR, 2001-04  
Curtis, Tony, TE, 2007-08  
Phillips, John, TE, 2009-12  
Escobar, Gavin, TE, 2013

**90**

Crockett, Willis, LB, 1990  
Hill, Tony, DE, 1991-92  
(Hill also wore #60)  
McIntosh, Toddrick, DT, 1994  
Sturgis, Oscar, DE, 1995  
Spellman, Alonzo, DT, 1999-00  
Frisch, Byron, DE, 2001  
Ogbogu, Eric, DE, 2003-05  
Ratliff, Jay, DE, 2005-13  
(Ratliff also wore #66)  
Austin, Marvin, DT, 2013  
Dawkins, Everett, DE, 2013

**91**

Johnson, Walter, DT, 1987  
Vanderbeek, Matt, LB, DE, 1993-94  
Benson, Darren, DT, 1995-98  
Underwood, Dimitrius, DL, 2000-01  
Carson, Leonardo, DT, 2003-04  
Ladouceur, Louis-Philippe, LS, 2005-13

**92**

Perkins, Ray, DE, 1987  
Tolbert, Tony, DL, 1989-97  
(Tolbert also wore #62)  
White, Chris, DE, 2000  
Evans, Demetric, DE, 2001-02

Brooks, Jermaine, DT, 2003  
Johnson, Thomas, DT, 2005  
Ayodele, Remi, NT, 2007  
Brent, Josh, NT, 2010-12  
Cohen, Landon, DT, 2013  
Carter, David, DT, 2013  
Wynn, Jarius, DE, 2013

**93**

Cooper, Reggie, LB, 1991  
Ululafa, Mike, DT, 1996  
Smith, Artie, DT, 1998  
Zellner, Peppi, DE, 1999-02  
Coleman, Kenyon, DE, 2003-06, 11-12  
(Coleman also wore #99)  
Spencer, Anthony, LB, 2007-13

**94**

Watts, Randy, DE, 1987  
Shannon, Randy, LB, 1989-90  
(Shannon also wore #53)  
Haley, Charles, DE, 1992-96  
Myers, Michael, DL, 1998-03  
Cooper, Chris, DT, 2004  
Ware, DeMarcus, LB, 2005-13

**95**

Walen, Mark, DT, 1987-88  
Hennings, Chad, DT, 1992-00  
Chevrier, Randy, DT, 2001  
Weathering, Colston, DE, 2002  
Claybrooks, DeVone, DT, 2004  
Ferguson, Jason, DT, 2005-07  
Johnson, Tank, NT, 2007-08  
(Johnson also wore #66)  
Siavii, Junior, NT, 2009  
Lissemore, Sean, DE, 2010-12  
Rayford, Caesar, DE, 2013

**96**

Stubbs, Daniel, DE, 1990-91  
Carver, Shante, DE, 1994-97  
(Carver also wore #98)  
Anderson, Antonio, DT, 1997-98  
Ekuban, Ebenezer, DE, 1999-03  
Spears, Marcus, DE, 2005-12  
(Spears also wore #98)  
Hayden, Nick, DT, 2013

**97**

Ponder, David, DT, 1985  
Lilly, Kevin, DT, 1989  
Jones, Jimmie, DL, 1990-93  
Pittman, Kavika, DE, 1996-99  
Fields, Aaron, DE, 2000  
Glover, La'Roi, DT, 2002-05  
Hatcher, Jason, DE, 2006-13

**98**

Tippins, Ken, LB, 1989  
Willis, Mitch, DT, 1990  
Myles, Godfrey, LB, 1991-96  
Carver, Shante, DE, 1994-97  
(Carver also wore #96)  
Ellis, Greg, DE/LB, 1998-08  
Johnson, Curtis, LB, 2009  
Spears, Marcus, DE, 2006-12  
(Spears also wore #96)  
Poppinga, Brady, LB, 2012  
Lemon, Orié, LB, 2012, 2013  
(Lemon also wore #58)

**99**

Brooks, Kevin, DT, 1985-88  
Howard, David, LB, 1989-90  
McCormack, Hurvin, DT, 1994-98  
Davis, Nathan, DT, 1998-99  
(Davis also wore #77)  
Blade, Willie, DT, 2003  
Eaton, Chad, DT, 2004  
Canty, Chris, DE, 2005-08  
Olshansky, Igor, DE, 2009-10  
Coleman, Kenyon, DE, 2003-06, 11-12  
(Coleman also wore #93)



# Cowboys All-Time College Roster

## A

Abilene Christian.....	1
Air Force.....	1
Akron.....	1
Alabama.....	11
Alabama A&M.....	2
Alabama-Birm.....	1
Alabama State.....	4
Albany State.....	1
Albion College.....	1
Alcorn State.....	1
Amherst.....	1
Angelo State.....	1
Appalachian State.....	2
Arizona.....	10
Arizona State.....	11
Arkansas.....	7
Arkansas-Pine Bluff.....	1
Arkansas Tech.....	1
Ashland.....	1
Auburn.....	9
Austin College.....	1
Austin Peay.....	1

## B

Ball State.....	1
Baylor.....	14
Bentley.....	1
Bethune-Cookman.....	1
Bishop.....	1
Boise State.....	3
Boston College.....	11
Boston University.....	2
Bowling Green.....	2
Brigham Young.....	4

## C

California.....	6
Cal Poly SLO.....	3
Cal. St. Long Beach.....	4
Calif.-Riverside.....	1
Carson-Newman.....	5
Catawba.....	1
CCLA.....	1
Central Arkansas.....	1
Central Florida.....	1
Central Michigan.....	2
Central Missouri.....	1
Central Oklahoma.....	2
Central State, Ohio.....	2
Central Washington.....	1
Cincinnati.....	1
Clark Atlanta.....	1
Clemson.....	11
Colorado.....	8
Colorado State.....	2
Columbia.....	1
Connecticut.....	1
Culver-Stockton.....	1

## D

Dayton.....	1
Drake.....	1
Duke.....	3

## E

East Carolina.....	9
Eastern Illinois.....	2
Eastern Kentucky.....	1
Eastern Michigan.....	1
Eastern Washington.....	2
Elizabeth City.....	2
Emporia State.....	1

## F

Ferrum.....	1
Florida.....	10
Florida A&M.....	5
Florida State.....	21
Fordham.....	1
Fort Valley State.....	2
Fresno State.....	4

## G

Georgia.....	14
Georgia Southern.....	1
Georgia Tech.....	10
Grambling.....	3
Grand Valley State.....	1
Gustavus Adolphus.....	1

## H

Hampton.....	7
Hawaii.....	7
Heidelberg.....	1
Henderson J.C.....	1
Henderson State.....	1
Hillsdale.....	1
Hofstra.....	1
Holy Cross.....	1
Houston.....	9
Howard.....	1
Humboldt State.....	2

## I

Idaho.....	1
Idaho State.....	1
Illinois.....	9
Illinois State.....	2
Indiana.....	5
Indiana (PA).....	1
Iowa.....	6
Iowa State.....	4
J.C. Smith.....	1
Jackson State.....	5
Jacksonville State.....	1
James Madison.....	2

## K

Kansas.....	8
Kansas State.....	7
Kent.....	2
Kentucky.....	6
Kentucky State.....	1
Kutztown State.....	1

## L

Lamar.....	1
Langston.....	2
Liberty.....	3
Lindenwood.....	1
Livingston.....	1
SW Louisiana-Laf.....	3
Louisiana-Monroe.....	3
Louisiana State.....	13
Louisiana Tech.....	3
Louisville.....	2

## M

Marquette.....	2
Maryland.....	10
Massachusetts.....	1
McGill.....	1
McNeese State.....	2
Memphis.....	1
Miami, Fla.....	18
Michigan.....	10
Michigan State.....	13
Michigan Tech.....	1
Mid. Tennessee St.....	4
Minnesota.....	2
Mississippi.....	1
Mississippi State.....	6
Mississippi Valley.....	1
Missouri.....	4
Missouri State.....	1
Monmouth.....	1
Montana.....	3
Montana State.....	2
Morgan State.....	2
Morningside Coll.....	1
Murray State.....	1

## N

Navy.....	1
Nebraska.....	14
Nebraska-Omaha.....	1
Nevada.....	3
Nevada-Las Vegas.....	4
New Hampshire.....	2
New Mexico.....	5
New Mexico State.....	2
North Carolina.....	8
North Carolina A&T.....	2
North Carolina St.....	5
North Texas.....	5
NE Oklahoma.....	1
North Alabama.....	2
Northern Arizona.....	3
Northern Colorado.....	2
Northern Illinois.....	3
Northern Iowa.....	4
Northwest La.....	3
Northwest Missouri State.....	2
Northeastern.....	1
Northwestern.....	6
NW Oklahoma.....	2
Notre Dame.....	10

## O

Ohio.....	1
Ohio State.....	17
Oklahoma.....	19
Oklahoma State.....	6
Oregon.....	11
Oregon State.....	5
Ouachita.....	1

## P

Pacific.....	5
Pacific Lutheran.....	1
Pacific, Ore.....	1
Penn State.....	8
Pennsylvania.....	2
Pittsburg State.....	1
Pittsburgh.....	11
Portland State.....	3
Prairie View A&M.....	1
Presbyterian.....	1
Princeton.....	2
Purdue.....	7

## R

Redlands.....	1
Rhode Island.....	1
Rice.....	9
Rutgers.....	4

## S

Sacramento State.....	1
Saginaw Valley State.....	2
Salem.....	1
Sam Houston.....	1
San Diego State.....	6
San Jose State.....	3
Santa Clara.....	2
Savannah State.....	2
Seattle.....	1
Sonoma State.....	1
South Carolina.....	6
South Carolina St.....	3
South Dakota.....	1
South Florida.....	3
Southern.....	4
Southern California.....	19
Southern Illinois.....	2
Southern Methodist.....	17
Southern Miss.....	6
Southeast Missouri State.....	1
Stanford.....	11
Stephen F. Austin.....	2
Syracuse.....	8

## T

Taylor.....	1
Temple.....	5
Tennessee.....	23
Tennessee-Chat.....	3
Tennessee State.....	3
Texas.....	12
Texas-El Paso.....	2
Texas-San Antonio.....	1
Texas A&M.....	19
Texas A&M-Corn.....	4
Texas A&M-Kings.....	2
Texas Christian.....	10
Texas Southern.....	1
Texas Tech.....	8
Texas Wesleyan.....	1
Toledo.....	2
Trinity, Tex.....	1
Trinity Valley C.C.....	1
Troy.....	2
Tulane.....	3
Tulsa.....	9
Tuskegee.....	1

## U

UCLA.....	19
Utah.....	6
Utah State.....	4

## V

Valdosta State.....	1
Vanderbilt.....	3
Vienna, Austria.....	1
Villanova.....	1
Virginia.....	9
Virginia Tech.....	7
Virginia Union.....	2

## W

Wake Forest.....	4
Washington.....	15
Washington State.....	7
Weber State.....	3
West Texas A&M.....	3
West Virginia.....	8
Western Illinois.....	2
Western Ontario.....	1
William & Mary.....	2
Williams College.....	1
Wingate.....	1
Winston-Salem.....	2
Wisconsin.....	10
Wyoming.....	6

## Y

Yale.....	2
Youngstown State.....	1

## TOP SCHOOLS

Tennessee.....	23
Florida State.....	21
Oklahoma.....	19
Southern California.....	19
Texas A&M.....	19
UCLA.....	19
Miami, Fla.....	18
Ohio State.....	17
S. Methodist.....	17
Washington.....	15
Baylor.....	14
Georgia.....	14
Nebraska.....	14
Louisiana State.....	13
Michigan State.....	13
Texas.....	12

## Cowboys All-Time Honor Roll

## ALL-TIME PRO BOWL SELECTIONS

Name, Position	Total Selections	Consecutive Streak
Bob Lilly, DT	11	10 (1964-73)
Larry Allen, G/T	10	7 (1995-01)
Mel Renfro, S/CB	10	10 (1964-73)
Randy White, DT	9	9 (1977-85)
Jason Witten, TE	9	7 (2004-10, 12-13)
Emmitt Smith, RB	8	6 (1990-95)
DeMarcus Ware, LB	7	7 (2006-12)
Troy Aikman, QB	6	6 (1991-96)
Cliff Harris, S	6	6 (1974-79)
Chuck Howley, LB	6	5 (1965-69)
Nate Newton, G	6	5 (1992-96)
John Niland, G	6	6 (1968-73)
Don Perkins, RB	6	3 ('61-63, '66-68)
Roger Staubach, QB	6	5 (1975-79)
Rayfield Wright, T	6	6 (1971-76)
Flozell Adams, T	5	3 (2003-04, '06-08)
George Andrie, DE	5	5 (1965-69)
Cornell Green, CB/S	5	3 (1965-67)
Andre Gurode, C	5	5 (2006-10)
Michael Irvin, WR	5	5 (1991-95)
Lee Roy Jordan, LB	5	3 (1967-69)
Jay Novacek, TE	5	5 (1991-95)
Roy Williams, S	5	5 (2003-07)
Darren Woodson, S	5	5 (1994-98)
Pat Donovan, T	4	4 (1979-82)
Tony Dorsett, RB	4	3 (1981-83)
La'Roi Glover, DT	4	4 (2002-05)
Calvin Hill, RB	4	3 (1972-74)
Harvey Martin, DE	4	4 (1976-79)
Deion Sanders, CB/KR	4	4 (1996-99)
Everson Walls, CB	4	3 (1981-83)
Erik Williams, T	4	2 (1996-97)
Jay Ratliff, NT	4	4 (2008-11)

## PRO BOWL

1960 (1) -	Jim Doran, WR (1)
1961 (2) -	Dick Bielski, TE (1)
1962 (5) -	# Don Perkins, RB (1) Don Bishop, CB (1) Eddie LeBaron, QB (1) Bob Lilly, DE (1) Don Perkins, RB (2)
1963 (3) -	Jerry Tubbs, LB (1) Sam Baker, P (1) Lee Folkins, TE (1) Don Perkins, RB (3)
1964 (2) -	Bob Lilly, DT (2) # Mel Renfro, S (1)
1965 (6) -	George Andrie, DE (1) Cornell Green, CB (1) # Bob Hayes, WR (1) Chuck Howley, LB (1) Bob Lilly, DT (3) Mel Renfro, S (2)
1966 (9) -	George Andrie, DE (2) Cornell Green, CB (2) Bob Hayes, WR (2) Chuck Howley, LB (2) Bob Lilly, DT (4) Dave Manders, C (1) Don Meredith, QB (1) Don Perkins, RB (4) Mel Renfro, S (3)
1967 (10) -	George Andrie, DE (3) Cornell Green, CB (3) Bob Hayes, WR (3) Chuck Howley, LB (3) Lee Roy Jordan, LB (1) Bob Lilly, DT (5) Don Meredith, QB (2) Ralph Neely, T (1) Don Perkins, RB (5) Mel Renfro, S (4)
1968 (8) -	George Andrie, DE (4) Chuck Howley, LB (4) Lee Roy Jordan, LB (2) Bob Lilly, DT (6) Don Meredith, QB (3) John Niland, G (1) Don Perkins, RB (6) Mel Renfro, CB (5)
1969 (8) -	a George Andrie, DE (5)

	# Calvin Hill, RB (1)
	Chuck Howley, LB (5)
	Lee Roy Jordan, LB (3)
	Bob Lilly, DT (7)
	Ralph Neely, T (2)
	John Niland, G (2)
	Mel Renfro, CB (6)
1970 (3) -	Bob Lilly, DT (8) John Niland, G (3)
	b Mel Renfro, CB (7)
1971 (8) -	Cornell Green, S (4) Chuck Howley, LB (6) Bob Lilly, DT (9) John Niland, G (4) Mel Renfro, S (8) Roger Staubach, QB (1) Ron Widby, P (1) Rayfield Wright, T (1) Walt Garrison, RB (1)
1972 (7) -	Cornell Green, S (5) Calvin Hill, RB (2) Bob Lilly, DT (10) John Niland, G (5) Mel Renfro, CB (9) Rayfield Wright, T (2)
1973 (6) -	Calvin Hill, RB (3) Lee Roy Jordan, LB (4) Bob Lilly, DT (11) John Niland, G (6) Mel Renfro, CB (10) Rayfield Wright, T (3)
1974 (6) -	Cliff Harris, S (1) Calvin Hill, RB (4) Lee Roy Jordan, LB (5) Blaine Nye, G (1) Drew Pearson, WR (1) Rayfield Wright, T (4) Cliff Harris, S (2)
1975 (3) -	Roger Staubach, QB (2) Rayfield Wright, T (6)
1976 (8) -	Billy Joe DuPree, TE (1) Cliff Harris, S (3) Harvey Martin, DE (1) Blaine Nye, G (2) Drew Pearson, WR (2) Roger Staubach, QB (3) Charlie Waters, S (1) Rayfield Wright, T (6)
1977 (8) -	Billy Joe DuPree, TE (2) Cliff Harris, S (4) Efran Herrera, K (1) Harvey Martin, DE (2) Drew Pearson, WR (3) Roger Staubach, QB (4) Charlie Waters, S (2) Randy White, DT (1)
1978 (9) -	Tony Dorsett, RB (1) Billy Joe DuPree, TE (3) Cliff Harris, S (5) Thomas Henderson, LB (1) Tony Hill, WR (1) Harvey Martin, DE (3) Roger Staubach, QB (5) Charlie Waters, S (3) Randy White, DT (2) Bob Bruening, LB (1)
1979 (8) -	Pat Donovan, T (1) Cliff Harris, S (6) Tony Hill, WR (2) Harvey Martin, DE (4) Herb Scott, G (1) Roger Staubach, QB (6) Randy White, DT (3) Bob Bruening, LB (2)
1980 (4) -	Pat Donovan, T (2) Herb Scott, G (2) Randy White, DT (4)
1981 (7) -	Pat Donovan, T (3) Tony Dorsett, RB (2) Ed Jones, DE (1) Herb Scott, G (3) Rafael Septien, K (1)
1982 (7) -	# Everson Walls, CB (1) Randy White, DT (5) Bob Bruening, LB (3) Pat Donovan, T (4) Tony Dorsett, RB (3) Ed Jones, DE (2)



**Pro Bowl (cont.)**

- Everson Walls, CB (2)
- Danny White, QB (1)
- Randy White, DT (6)**
- 1983 (5) - Doug Cosbie, TE (1)
- Tony Dorsett, RB (4)
- Ed Jones, DE (3)**
- Everson Walls, CB (3)**
- Randy White, DT (7)**
- 1984 (3) - Bill Bates, ST (1)
- Doug Cosbie, TE (2)
- Randy White, DT (8)
- 1985 (4) - **Doug Cosbie, TE (3)**
- Tony Hill, WR (3)
- Everson Walls, CB (4)**
- Randy White, DT (9)**
- 1987 (1) - Herschel Walker, RB (2)
- 1988 (1) - **Herschel Walker, RB (2)**
- 1990 (1) - # Emmitt Smith, RB (1)
- 1991 (4) - Troy Aikman, QB (1)
- @ **Michael Irvin, WR (1)**
- Jay Novacek, TE (1)**
- Emmitt Smith, RB (2)**
- 1992 (6) - Troy Aikman, QB (2)
- Michael Irvin, WR (2)
- Nate Newton, G (1)
- Jay Novacek, TE (2)**
- Emmitt Smith, RB (3)**
- Mark Stepnoski, C (1)
- 1993 (11) - % **Troy Aikman, QB (3)**
- Thomas Everett, S (1)
- Michael Irvin, WR (3)**
- Daryl Johnston, FB (1)
- Russell Maryland, DT (1)
- Nate Newton, G (2)**
- Ken Norton, LB (1)
- Jay Novacek, TE (3)**
- Emmitt Smith, RB (4)**
- Mark Stepnoski, C (2)**
- Erik Williams, T (1)**
- 1994 (11) - Troy Aikman, QB (4)
- Charles Haley, DE (1)**
- Michael Irvin, WR (4)
- Daryl Johnston, FB (2)
- Leon Lett, DT (1)**
- Nate Newton, G (3)**
- Jay Novacek, TE (4)
- \* **Emmitt Smith, RB (5)**
- Mark Stepnoski, C (3)**
- Mark Tuinei, T (1)
- Darren Woodson, S (1)**
- 1995 (10) - \* Troy Aikman, QB (5)
- Larry Allen, G (1)
- \* Ray Donaldson, C (1)
- Charles Haley, DE (2)**
- Michael Irvin, WR (5)
- Nate Newton, G (4)**
- Jay Novacek, TE (5)**
- Emmitt Smith, RB (6)**
- Mark Tuinei, T (2)
- Darren Woodson, S (2)**
- 1996 (9) - \* Troy Aikman, QB (6)
- Larry Allen, G (2)**
- \* Ray Donaldson, C (2)
- Nate Newton, G (5)
- \* **Deion Sanders, CB (1)**
- Jim Schwartz, ST (1)
- Tony Tolbert, DE (1)**
- Erik Williams, T (2)**
- Darren Woodson, S (3)
- 1997 (4) - **Larry Allen, G (3)**
- \* **Deion Sanders, CB (2)**
- Erik Williams, T (3)
- \* Darren Woodson, S (4)
- 1998 (6) - **Larry Allen, T (4)**
- Leon Lett, DT (2)
- Nate Newton, G (6)
- Deion Sanders, CB/KR (3)**
- Emmitt Smith, RB (7)
- Darren Woodson, S (5)
- 1999 (5) - \* **Larry Allen, G (5)**
- Dexter Coakley, LB (1)
- \* **Deion Sanders, CB (4)**
- Emmitt Smith, RB (8)
- Erik Williams, T (4)
- 2000 (2) - **Larry Allen, G (6)**
- 2001 (2) - **Larry Allen, G (7)**
- Dexter Coakley, LB (2)
- 2002 (1) - **La'Roi Glover, DT (1)**
- 2003 (5) - **Flozell Adams, T (1)**
- Larry Allen, G (8)**

- Dexter Coakley, LB (3)
- La'Roi Glover, DT (2)**
- Roy Williams, S (1)**
- 2004 (5) - Flozell Adams, T (2)
- Larry Allen, G (9)**
- La'Roi Glover, DT (3)**
- Roy Williams, S (2)
- Jason Witten, TE (1)
- 2005 (4) - **Larry Allen, G (10)**
- La'Roi Glover, DT (4)**
- Roy Williams, S (3)**
- Jason Witten, TE (2)
- 2006 (7) - Flozell Adams, T (3)
- Andre Gurode, C (1)
- Mat McBriar, P (1)
- Tony Romo, QB (1)
- DeMarcus Ware, LB (1)**
- Roy Williams, S (4)
- Jason Witten, TE (3)
- 2007 (13) **Flozell Adams, T (4)**
- Manion Barber III, RB (1)
- Leonard Davis, G (1)**
- Greg Ellis, LB (1)
- # **Nick Folk, K (1)**
- Andre Gurode, C (2)**
- Ken Hamlin, S (1)**
- Terence Newman, CB (1)
- Terrell Owens, WR (1)**
- Tony Romo, QB (2)**
- DeMarcus Ware, LB (2)**
- Roy Williams, S (5)
- 2008 (6) - **Jason Witten, TE (4)**
- Flozell Adams, T (5)**
- Leonard Davis, G (2)
- Andre Gurode, C (3)**
- Jay Ratliff, NT (1)**
- DeMarcus Ware, LB (3)**
- Jason Witten, TE (5)**
- 2009 (9) - **Miles Austin, WR (1)**
- Leonard Davis, G (3)**
- \* Andre Gurode, C (4)
- Mike Jenkins, CB (1)
- Terence Newman, CB (2)
- Jay Ratliff, NT (2)
- Tony Romo, QB (3)
- DeMarcus Ware, LB (4)**
- Jason Witten, TE (6)
- Miles Austin, WR (2)
- 2010 (6) - **Andre Gurode, C (5)**
- Mat McBriar, P (2)**
- Jay Ratliff, NT (3)**
- DeMarcus Ware, LB (5)**
- Jason Witten, TE (7)**
- 2011 (2) - **Jay Ratliff, NT (4)**
- DeMarcus Ware, LB (6)**
- 2012 (3) - \* **DeMarcus Ware, LB (7)**
- Anthony Spencer, LB (1)
- Jason Witten, TE (8)
- 2013 (5) - **Dez Bryant, WR (1)**
- Jason Hatcher, DT (1)
- DeMarco Murray, RB (1)
- Tyron Smith, T (1)
- Jason Witten, TE (9)

**BOLD** starter  
 selected but did not play  
 # rookies  
 @ most valuable player

**a** named outstanding lineman  
**b** named outstanding back  
 % top vote getter

**ALL PRO**

- 1962 (2) - Don Perkins, RB (1, AP, NEA)
- Jerry Tubbs, LB (1, TSN)
- 1963 (1) - Chuck Howley, LB (1, TSN)
- 1964 (3) - Frank Clarke, TE (1, AP)
- Bob Lilly, DT (1, AP, UPI, NEA)
- Jim Riddle, DB (1, TSN)
- 1965 (3) - # Bob Hayes, WR (1, TSN)
- Bob Lilly, DT (2, AP, UPI, NEA, TSN)
- Mel Renfro, S (1, NEA, TSN)
- 1966 (7) - Cornell Green, CB (1, AP, NEA, TSN)
- Bob Hayes, WR (2, AP, UPI, NEA, TSN)
- Chuck Howley, LB (2, AP, UPI, NEA)
- Lee Roy Jordan, LB (1, TSN)
- Bob Lilly, DT (3, AP, UPI, NEA, TSN)
- Ralph Neely, T (1, TSN)
- Dan Reeves, RB (1, TSN)
- George Andrie, DE (1, TSN)
- 1967 (7) - Cornell Green, CB (2, AP, UPI, NEA, TSN)

- Bob Hayes, WR (3, TSN)
- Chuck Howley, LB (3, AP, TSN)
- Bob Lilly, DT (4, AP, UPI, NEA, TSN)
- Ralph Neely, T (2, AP, UPI, TSN)
- Mel Renfro, S (2, TSN)
- 1968 (5) - Cornell Green, CB (3, NEA)
- Bob Hayes, WR (4, AP)
- Chuck Howley, LB (4, AP, NEA)
- Bob Lilly, DT (5, AP, UPI, NEA)
- Ralph Neely, T (3, AP, UPI, NEA)
- 1969 (7) - Cornell Green, CB (4, UPI)
- # Calvin Hill, RB (1, AP, UPI)
- Chuck Howley, LB (5, AP, UPI, NEA)
- Bob Lilly, DT (6, AP, NEA)
- Ralph Neely, T (4, AP, UPI, NEA)
- John Niland, G (1, AP)
- Mel Renfro, S (3, NEA)
- 1970 (1) - Chuck Howley, LB (6, AP, PFWA)
- 1971 (4) - Bob Lilly, DT (7, AP, PFWA, NEA)
- John Niland, G (2, AP, PFWA)
- Mel Renfro, S (4, NEA)
- Rayfield Wright, T (1, AP, PFWA)
- 1972 (3) - John Niland, G (3, AP)
- Blaine Nye, CB (1, NEA)
- Rayfield Wright, T (2, AP, UPI, PFWA, NEA)
- 1973 (4) - Calvin Hill, RB (2, PFWA)
- Lee Roy Jordan, LB (2, NEA, PFWA)
- Mel Renfro, CB (5, NEA, PFWA)
- Rayfield Wright, T (3, AP, PFWA)
- Drew Pearson, WR (1, AP, PFWA)
- 1974 (1) - Cliff Harris, S (1, NEA)
- 1975 (2) - Rayfield Wright, T (4, NEA)
- Cliff Harris, S (2, AP, PFWA, NEA)
- Drew Pearson, WR (2, AP, PFWA)
- 1976 (2) - Cliff Harris, S (3, AP, PFWA, NEA)
- Efren Herrera, K (1, AP, PFWA, NEA)
- Harvey Martin, DE (1, AP, PFWA, NEA)
- Drew Pearson, WR (3, AP, PFWA, NEA)
- 1977 (5) - Charlie Waters, S (1, PFWA)
- Cliff Harris, S (4, AP, PFWA)
- Charlie Waters, S (2, PFWA, NEA)
- Randy White, DT (1, AP, PFWA, NEA)
- 1978 (3) - Randy White, DT (2, AP, PFWA, NEA)
- 1979 (1) - Herb Scott, G (1, AP, NEA)
- 1980 (2) - Randy White, DT (3, PFWA, NEA)
- 1981 (5) - Tony Dorsett, RB (1, AP, PFWA, NEA)
- Ed Jones, DE (1, NEA)
- Herb Scott, G (2, AP)
- Rafael Septien, K (1, AP, PFWA)
- Randy White, DT (4, AP, PFWA, NEA)
- 1982 (3) - Ed Jones, DE (2, AP)
- Everson Walls, CB (1, PFWA)
- Randy White, DT (5, AP, PFWA, NEA)
- 1983 (2) - Everson Walls, CB (2, AP)
- Randy White, DT (6, AP, PFWA)
- 1984 (2) - Michael Downs, S (PFWA)
- Randy White, DT (7, AP, PFWA, NEA)
- 1985 (2) - Everson Walls, CB (3, PFWA)
- Randy White, DT (8, AP, NEA)
- 1989 (1) - Eugene Lockhart, LB (1, TSN)
- 1991 (2) - Michael Irvin, WR (1, AP, PFWA, NEA, TSN)
- Jay Novacek, TE (1, CPFN)
- 1992 (4) - Kelvin Martin, PR (1, PFW, PFWA)
- Jay Novacek, TE (2, AP, PFW, PFWA, CPFN)
- Ermitt Smith, RB (1, AP, PFW, PFWA, NEA, TSN, CPFN, FD)
- Mark Stepnoski, C (1, NEA)
- 1993 (3) - Troy Aikman, QB (1, TSN)
- Ermitt Smith, RB (2, AP, PFWA, PFW, TSN, CPFN, FD)
- Erik Williams, T (1, AP, PFWA, PFW, TSN, CPFN, FD)
- 1994 (4) - Charles Haley, DE (1, AP, PFWA, PFW, TSN, CPFN, FD)
- Nate Newton, G (1, AP, PFWA, PFW, CPFN, FD)
- Ermitt Smith, RB (3, AP, PFWA, PFW, TSN, CPFN, FD)
- Darren Woodson, S (1, AP, PFWA, PFW, TSN, CPFN, FD)
- 1995 (6) - Larry Allen, G (1, TSN, CPFN, FD)
- Nate Newton, G (2, AP, PFWA, PFW, TSN, FD)
- Deion Sanders, CB (1, TSN)
- Ermitt Smith, RB (4, AP, PFWA, PFW, TSN, CPFN, FD)
- Erik Williams, T (2, TSN)
- Darren Woodson, S (2, AP, PFWA, PFW, TSN, CPFN, FD)
- 1996 (5) - Larry Allen, G (2, AP, PFWA,

- PFW, TSN, CPFN, FD)
- Deion Sanders, CB (2, AP, PFWA, PFW, TSN)
- Jim Schwartz, ST (1, PFWA, PFW)
- Erik Williams, T (3, AP)
- Darren Woodson, S (3, AP, PFWA, PFW, TSN, CPFN, FD)
- 1997 (3) - Larry Allen, G (3, AP, PFWA, PFW, TSN, CPFN, FD)
- Richie Cunningham, K (1, AP, TSN)
- Deion Sanders, CB (3, AP, PFWA, PFW, TSN)
- 1998 (3) - Larry Allen, T (4, AP, PFW, TSN)
- Deion Sanders, CB (3, AP, PFW, TSN, FD) - KR (1, PFW)
- Darren Woodson, S (4, TSN)
- 1999 (2) - Larry Allen, G (5, AP, PFW, TSN, PFN)
- Deion Sanders, CB (4, TSN)
- 2000 (1) - Larry Allen, G (6, AP, PFW, CPFN, TSN)
- 2001 (1) - Larry Allen, G (7, AP, PFW, FD, CPFN, TSN)
- 2002 (1) - La'Roi Glover, DT (1, FW, CPFN, TSN)
- 2003 (1) - Roy Williams, S (1, AP, PFW, FD, TSN)
- 2006 (2) - Mat McBriar, P (1, AP)
- DeMarcus Ware, LB (1, AP)
- 2007 (6) - Flozell Adams, T (1, AP)
- Leonard Davis, G (1, AP)
- Andre Gurode, C (1, TSN)
- Terrell Owens, WR (1, AP, PFW, PFWA)
- DeMarcus Ware, LB (2, AP, PFW, PFWA, TSN)
- Jason Witten, TE (1, AP, PFW, PFWA, TSN)
- 2008 (2) - DeMarcus Ware, LB (3, AP, SI, TSN)
- Jason Witten, TE (2, PFW, PFWA)
- 2009 (2) - DeMarcus Ware, LB (4, AP, PFW, PFWA)
- Jay Ratliff, NT (1, AP)
- 2010 (3) - Mat McBriar, P (2, AP)
- DeMarcus Ware, LB (5, AP)
- Jason Witten (3, AP, PFW, PFWA, TSN)
- 2011 (1) - DeMarcus Ware (6, AP, PFW, PFWA, SI, TSN)
- 2012 (2) - DeMarcus Ware (7, AP, TSN)
- Jason Witten (4, AP, PFW, SI)
- 2013 (1) - Tyrone Smith (1, AP, SI)

**ALL-NFC**

- 1970 (3) - Chuck Howley, LB (AP, UPI)
- John Niland, G (UPI)
- Mel Renfro, CB (AP)
- 1972 (3) - Bob Lilly, DT (AP, UPI)
- John Niland, G (AP, UPI)
- Rayfield Wright, T (AP, UPI)
- 1973 (5) - Calvin Hill, RB (AP, UPI)
- Lee Roy Jordan, LB (AP, UPI)
- John Niland, G (AP, UPI)
- Mel Renfro, CB (AP, UPI)
- Rayfield Wright, T (AP, UPI)
- 1974 (3) - Cliff Harris, S (AP, UPI)
- Drew Pearson, WR (AP, UPI)
- Rayfield Wright, T (AP, UPI)
- 1976 (5) - Billy Joe DuPree, TE (AP, UPI)
- Cliff Harris, S (AP, UPI)
- All NFC (cont.)
- Blaine Nye, G (AP)
- Drew Pearson, WR (AP, UPI)
- Roger Staubach, QB (AP)
- 1977 (5) - Cliff Harris, S (UPI)
- Efren Herrera, K (UPI)
- Harvey Martin, DE (UPI)
- Drew Pearson, WR (UPI)
- Roger Staubach, QB (UPI)
- 1978 (6) - Tony Dorsett, RB (UPI)
- Billy Joe DuPree, TE (UPI)
- Cliff Harris, S (UPI)
- Herb Scott, G (UPI)
- Charlie Waters, S (UPI)
- Randy White, DT (UPI)
- 1979 (6) - Bob Breung, LB (UPI)
- Pat Donovan, T (UPI, PFW, TSN)
- Cliff Harris, S (TSN)
- Herb Scott, G (UPI, TSN)
- Roger Staubach, QB (UPI, PFW, TSN)
- Randy White, DT (UPI, PFW)
- 1980 (4) - Bob Breung, LB (UPI)
- Pat Donovan, T (UPI)
- Herb Scott, G (UPI)
- Randy White, DT (UPI, PFW, TSN)
- 1981 (5) - Tony Dorsett, RB (UPI)
- Herb Scott, G (UPI)
- Ed Jones, DE (UPI)
- Rafael Septien, K (UPI)
- Randy White, DT (UPI)
- 1982 (5) - Bob Breung, LB (UPI)



- Pat Donovan, T (UPI)  
 Tony Dorsett, RB (UPI)  
 Everson Walls, CB (UPI)
- 1983 (4) - Randy White, DT (UPI)  
 Bob Breunig, LB (UPI)  
 Ed Jones, DE (UPI, PFW)  
 Everson Walls, CB (UPI, PFW)  
 Randy White, DT (UPI, PFW)
- 1984 (4) - Bill Bates, S (PFW)  
 Michael Downs, S (UPI)  
 Everson Walls, CB (UPI)  
 Randy White, DT (UPI, FN)  
 Doug Cosbie, TE (UPI)
- 1985 (5) - Michael Downs, S (UPI)  
 Tony Hill, WR (FN)  
 Everson Walls, CB (UPI, FN)  
 Randy White, DT (UPI, FN)  
 Randy White, DT (FN)
- 1986 (1) - Herschel Walker, RB (PFW)  
 1987 (1) - Herschel Walker, RB (UPI)  
 1988 (1) - Michael Irvin, WR (UPI, FN)  
 1991 (3) - Jay Novacek, TE (UPI, FN, PFW)  
 Emmitt Smith, RB (UPI, FN, PFW)
- 1992 (4) - Nate Newton, G (UPI, FN)  
 Jay Novacek, TE (UPI, FN)  
 Emmitt Smith, RB (UPI, FN)  
 Mark Stepnoski, C (UPI, FN)  
 Troy Aikman, QB (FN)
- 1993 (5) - Ken Norton, LB (FN)  
 Emmitt Smith, RB (UPI, FN)  
 Mark Stepnoski, C (UPI, FN)  
 Erik Williams, T (UPI, FN)
- 1994 (6) - Charles Haley, DE (UPI, FN)  
 Leon Lett, DT (UPI, FN)  
 Nate Newton, G (UPI, FN)  
 Emmitt Smith, RB (UPI, FN)  
 Mark Stepnoski, C (UPI, FN)  
 Darren Woodson, S (UPI, FN)
- 1995 (5) - Larry Allen, G (FN)  
 Nate Newton, G (UPI)  
 Jay Novacek, TE (UPI)  
 Emmitt Smith, RB (UPI, FN)  
 Darren Woodson, S (UPI, FN)
- 1996 (4) - Larry Allen, G (UPI, FN)  
 Deion Sanders, CB (UPI, FN)  
 Tony Tolbert, DE (UPI, FN)  
 Darren Woodson, S (UPI, FN)
- 1997 (2) - Larry Allen, G (PFW, PFWA, FN)  
 Deion Sanders, CB (PFW, PFWA, FN)
- 1998 (2) - Larry Allen, T (PFW, FN)  
 Deion Sanders, CB (PFW, FN)  
 KR (PFW, FN)
- 1999 (3) - Larry Allen, G (PFW, FN)  
 Deion Sanders, CB (PFW, FN)  
 Erik Williams, T (FN)
- 2000 (1) - Larry Allen, G (PFW, FN)  
 2001 (1) - Larry Allen, G (PFW, FN)  
 2002 (1) - La'Roi Glover, DT (PFW)  
 2003 (3) - La'Roi Glover, DT (PFW)  
 Dat Nguyen, LB (PFW)  
 Roy Williams, S (PFW)
- 2004 (1) - Jason Witten, TE (PFW)  
 2006 (2) - DeMarcus Ware, LB (PFW, PFWA)  
 Mat McBriar, P (PFW, PSFA)  
 Flozell Adams, T (PFW, PFWA)
- 2007 (5) - # Nick Folk, K (PFW, PFWA)  
 Terrell Owens, WR (PFW, PFWA)  
 DeMarcus Ware, LB (PFW, PFWA)  
 Jason Witten, TE (PFW, PFWA)
- 2008 (3) - Jay Ratliff, NT (PFW, PFWA)  
 DeMarcus Ware, LB (PFW, PFWA)  
 Jason Witten, TE (PFW, PFWA)

**ALL-ROOKIE**

- 1974 - Efen Herrera, K (PFWA)  
 Ed Jones, DE (PFWA)  
 1975 - Burton Lawless, G (PFWA)  
 Randy White, LB (PFWA)  
 1977 - Tony Dorsett, RB (PFWA)  
 1979 - Aaron Mitchell, CB (UPI)  
 1981 - Everson Walls, CB (PFWA, UPI)  
 1983 - Bill Bates, S (PFWA, UPI, PFW)  
 1984 - Eugene Lockhart, LB (PFWA, UPI, PFW, FD)  
 1987 - Roger Ruzek, K (UPI, PFW)  
 1988 - Michael Irvin, WR (FD)  
 1989 - Troy Aikman, QB (PFWA, UPI, PFW, CPFN)  
 James Dixon, KR (UPI, PFW)

- 1990 - Jimmie Jones, DT (PFWA, UPI, PFW)  
 Emmitt Smith, RB  
 (PFWA, UPI, FN, PFW, FD, CPFN)
- 1991 - Larry Brown, CB (PFWA, PFW, FD, FN)  
 Derrick Brownlow, LB (PFWA)  
 Russell Maryland, DT (PFWA, CPFN, PFW)  
 Robert Jones, LB (PFWA, PFW, CPFN, FN)  
 Darren Woodson, ST (PFW, PFWA)
- 1992 - Darrin Smith, LB (PFWA, CPFN, PFW, FN, FD)  
 Kevin Williams, WR (FN)
- 1993 - Larry Allen, T (PFWA, PFW, CPFN, FN)  
 Chris Boniol, K (PFWA, PFW)
- 1994 - Antonio Anderson, DT (PFW)  
 Dexter Coakley, LB (PFW, FN)  
 Flozell Adams, G (FD)  
 Greg Ellis, DE (FN, FD)
- 1995 - Ebenezer Ekuban, DE (PFW, FN)  
 Dat Nguyen, ST (FD)  
 Peppi Zellner, DE (CPFN)
- 2002 - Antonico Bryant, WR (PFW)  
 Derek Ross, CB (PFW)  
 Roy Williams, S (PFW)
- 2003 - Terence Newman, CB (PFW)  
 Zunel Smith, PR (PFW)  
 Jason Witten, TE (PFW)
- 2004 - Julius Jones, RB (PFW)  
 2005 - Marcus Spears, DE (PFW)  
 2007 - Nick Folk, K (PFW, PFWA)
- 2010 - Dez Bryant, WR (PFW, PFWA, TSN)  
 2011 - Dan Bailey, K (PFW, PFWA)  
 DeMarco Murray, RB (PFW, PFWA)  
 Tyron Smith, T (PFW, PFWA)
- 2013 - Travis Frederick, C (PFW, PFWA)

**OTHER HONORS**

**NFL COACH OF THE YEAR**

- 1966 - Tom Landry (AP)  
 1990 - Jimmy Johnson (AP)  
 1991 - Jimmy Johnson (FD)

**NFC COACH OF THE YEAR**

- 1966 - Tom Landry (UPI)  
 1975 - Tom Landry (UPI)  
 1978 - Tom Landry (FN)  
 1990 - Jimmy Johnson (UPI, CPFN)

**EXECUTIVE OF THE YEAR**

- 2003 - Jerry Jones (FD)  
 2009 - Jerry Jones (SEJ)

**NFL PLAYER OF THE YEAR**

- 1993 - Emmitt Smith (AP, PFWA, TSN, PFW, FD)

**SPORTS FACILITY OF THE YEAR AWARD**

- 2010 - AT&T Stadium (SEJ)

**BERT BELL AWARD**

(presented by Maxwell Club to NFL Player of the Year)

- 1966 - Don Meredith, QB  
 1971 - Roger Staubach, QB  
 1993 - Emmitt Smith, RB

**NFC PLAYER OF THE YEAR**

- 1971 - Roger Staubach  
 1981 - Tony Dorsett (UPI)  
 1993 - Emmitt Smith (FN)

**NFL OFFENSIVE PLAYER OF THE YEAR**

- 1993 - Emmitt Smith (UPI, PFW, CPFN)

**NFL DEFENSIVE PLAYER OF THE YEAR**

- 1977 - Harvey Martin (UPI, PFW)  
 1994 - Charles Haley (FD)

**NFC DEFENSIVE PLAYER OF THE YEAR**

- 1994 - Charles Haley (UPI)

**NFC OFFENSIVE LINEMAN OF THE YEAR**

- 1996 - Larry Allen (NFLPA)  
 1997 - Larry Allen (NFLPA)

**NFC DEFENSIVE BACK OF THE YEAR**

- 1997 - Deion Sanders (NFLPA)

**NFC SPECIAL TEAMS PLAYER OF THE YEAR**

- 1984 - Bill Bates (USA Today, NFLPA)

**NFC KICKER OF THE YEAR**

1997 - Richie Cunningham (NFLPA)

**NFL DEFENSIVE BACK OF THE YEAR**

1982 - Everson Walls (NFL Alumni)

**NFL DEFENSIVE LINEMAN OF THE YEAR**

1982 - Randy White (NFL Alumni)

**NFL OFFENSIVE LINEMAN OF THE YEAR**

1994 - Nate Newton (NFL Alumni)

1997 - Larry Allen (NFL Alumni)

**NFL QUARTERBACK OF THE YEAR**

1993 - Troy Aikman (NFL Alumni)

**NFL RUNNING BACK OF THE YEAR**

1992 - Emmitt Smith (NFL Alumni)

1993 - Emmitt Smith (NFL Alumni)

1995 - Emmitt Smith (NFL Alumni)

**NFL WIDE RECEIVER OF THE YEAR**

1991 - Michael Irvin (NFL Alumni)

**NFL TIGHT END OF THE YEAR**

1993 - Jay Novacek (NFL Alumni)

2010 - Jason Witten (NFL Alumni)

**NFL SPECIAL TEAMS PLAYER OF THE YEAR**

1983 - # Bill Bates (NFL Alumni)

1984 - Bill Bates (NFL Alumni)

1996 - Jim Schwartz (NFL Alumni)

1998 - Deion Sanders (NFL Alumni)

**GOLDEN TOE TROPHY (PFW) (top placekicker)**

1981 - Rafael Septien

**NFL ROOKIE OF THE YEAR**

1977 - Tony Dorsett (NEA, PFWA, TSN)

**NFC ROOKIE OF THE YEAR**

1977 - Tony Dorsett (UPI, TSN)

1992 - Robert Jones, (UPI)

**NFL OFFENSIVE ROOKIE OF THE YEAR**

1969 - Calvin Hill, RB (AP)

1970 - Duane Thomas, RB (FN, PFG)

1977 - Tony Dorsett, RB (AP, PFW, FD)

1990 - Emmitt Smith, RB (AP, PFW, FN)

**NFL MAN OF THE YEAR**

1978 - Roger Staubach

1981 - Tom Landry (FN)

1997 - Troy Aikman

2012 - Jason Witten

**BART STARR AWARD**

2001 - Darren Woodson

2012 - Jason Witten

**NFL COMEBACK PLAYER OF THE YEAR**

2007 - Greg Ellis

**NFL MOST IMPROVED PLAYER OF THE YEAR**

2012 - Dez Bryant (PFW/PFWA)

**NFL PLAYER OF THE WEEK**

1993 - Michael Irvin, vs. S.F., 10/17 (PFWA)

Emmitt Smith, @ Phil., 10/31 (PFWA)

Emmitt Smith, @ N.Y. Gia., 1/2/94 (PFWA)

1994 - Jason Garrett, vs. G.B., 11/24 (PFHOF)

1995 - Emmitt Smith, @ N.Y. Gia., 9/4 (PFHOF)

Emmitt Smith, @ Minn., 9/17 (PFHOF)

1998 - Deion Sanders, @ N.Y. Gia., 9/21 (PFHOF)

1999 - Troy Aikman, @ Wash., 9/12 (PFHOF)

Dexter Coakley, vs. Mia. 11/25 (PFHOF)

**NFC DEFENSIVE PLAYER OF THE WEEK**

1984 - Randy White, vs. G.B., 9/23

Randy White, @ Phil., 12/2

1985 - Jim Jeffcoat, @ Wash., 11/10

Jim Jeffcoat, vs. N.Y. Gia., 12/15

1986 - Ed Jones, @ S.D., 11/16

1987 - Bill Bates, @ N.Y. Gia., 9/20

Ed Jones, vs. N.Y. Gia., 11/2

1988 - Ed Jones, vs. Atl., 9/25

1990 - Issiac Holt, @ T.B., 10/7

James Washington, vs. Pho., 12/16

1993 - Kevin Smith, @ N.Y. Jets, 12/18

1994 - Charles Haley, @ Pitt., 9/4

Darren Woodson, @ Phil., 12/4

1995 - Darin Smith, @ N.O., 12/19

Charles Haley, vs. Den., 9/10

1996 - Leon Lett, @ Phil., 9/30

George Teague, vs. Minn., 12/28

1999 - Dexter Coakley, vs. Mia., 11/25

2003 - # Terence Newman, @ Wash., 12/14

2005 - Anthony Henry, vs. N.Y. Gia., 10/16

# DeMarcus Ware, @ Car., 12/24

2007 - Anthony Henry, @ Chi., 9/23

2008 - DeMarcus Ware, vs. N.Y. Gia., 12/14

2009 - DeMarcus Ware, @ N.O., 12/19

Anthony Spencer, vs. Phil., 1/3/10

2010 - DeMarcus Ware, @ Hou., 9/26

# Bryan McCann, @ N.Y. Gia., 11/14

# Sean Lee, @ Ind., 12/5

2012 - Brandon Carr, vs. Pittsburgh, 12/16

2013 - Sean Lee, @ Philadelphia, 10/20

**NFC OFFENSIVE PLAYER OF THE WEEK**

1985 - Tony Dorsett, vs. Pit., 10/13

Danny White, vs. StL., 11/28

1987 - Kelvin Edwards, vs. Phil., 10/11

Herschel Walker, vs. StL., 12/27

1988 - # Michael Irvin, @ Wash., 12/11

1991 - Emmitt Smith, @ Pho., 9/22

Troy Aikman, vs. N.Y. Gia., 9/29

Michael Irvin, vs. Atl., 12/22

1992 - Emmitt Smith, vs. Wash., 9/7

Michael Irvin, vs. Pho., 9/20

Emmitt Smith, @ Raid., 10/25

Erik Williams, vs. Phil., 11/1

Emmitt Smith, vs. Chi., 12/27

Troy Aikman, vs. Phil., 1/10/93

Troy Aikman, @ S.F., 1/17/93

1993 - Troy Aikman, vs. G.B., 10/3

Michael Irvin, vs. S.F., 10/17

Emmitt Smith, @ Phil., 10/31

Emmitt Smith, @ N.Y. Gia., 1/2/94

**NFC OFFENSIVE PLAYER OF THE WEEK, cont.**

1994 - Troy Aikman, vs. Ariz., 10/9

Alvin Harper, @ Cin., 10/30

Jason Garrett, vs. G.B., 11/24

Troy Aikman, vs. G.B., 1/8/95

1995 - Emmitt Smith, @ N.Y. Gia., 9/4

Emmitt Smith, @ Minn., 9/17

Emmitt Smith, vs. G.B., 1/14/96

1996 - Troy Aikman, @ Mia., 10/27

1997 - Troy Aikman, @ Pitt., 8/31

1998 - Emmitt Smith, vs. N.Y. Gia., 11/8

1999 - Troy Aikman, @ Wash., 9/12

2001 - # Quincy Carter, vs. S.F., 12/30

2002 - Emmitt Smith, vs. Sea., 10/27

2005 - Drew Bledsoe, @ S.D., 9/11

Drew Bledsoe, vs. K.C., 12/11

2006 - Tony Romo, @ Ariz., 11/12

Tony Romo, vs. T.B., 11/23

2007 - Tony Romo, vs. N.Y. Gia., 9/9

Terrell Owens, vs. Wash., 11/18

Tony Romo, vs. G.B., 11/29

2009 - Miles Austin, @ K.C., 10/11

2011 - Tony Romo, @ S.F., 9/18

**NFC SPECIAL TEAMS PLAYER OF THE WEEK**

1993 - # Kevin Williams, vs. N.Y. Gia., 11/7

Eddie Murray, @ Minn., 12/12

1994 - Bill Bates, vs. Phil., 10/16

Kevin Williams, vs. Wash., 11/20

Brock Marion, vs. G.B., 1/8/95

1995 - John Jett, vs. G.B., 10/8

Chris Boniol, vs. N.Y. Gia., 12/17

1996 - Herschel Walker, vs. Atl., 10/20

Chris Boniol, vs. G.B., 11/18

Chris Boniol, vs. Minn., 12/28

1999 - Toby Gowin, vs. Wash., 10/24

2001 - Tim Seder, vs. Wash., 10/15

2002 - # Billy Cundiff, @ StL., 9/29

2003 - Billy Cundiff, @ N.Y. Gia., 9/15

Billy Cundiff, vs. N.Y. Gia., 12/21

2006 - # Sam Hurd, Car., 10/29

Mat McBriar, vs. Ind., 11/19

2007 - # Nick Folk, @ Buf., 10/8

2008 - # Felix Jones, vs. Phil., 9/15

2009 - Patrick Crayton, vs. Atl., 10/25

2010 - # Bryan McCann, vs. Det., 11/21

2011 - Dan Bailey, vs. Was., 9/26

2012 - Dwayne Harris, @ Philadelphia, 11/11

Dan Bailey, vs. Cleveland, 11/18

2013 - Dwayne Harris, vs. N.Y. Gia., 9/8

Dwayne Harris, vs. Wash., 10/13



**NFC PRIME TIME PLAYER OF THE WEEK**

1998 - Deion Sanders, @ N.Y. Gia., 9/21

**NFC OFFENSIVE PLAYER OF THE MONTH**

1991 - Emmitt Smith, RB, December  
 1992 - Emmitt Smith, RB, November  
 Emmitt Smith, RB, December  
 1993 - Troy Aikman, QB, October  
 Emmitt Smith, RB, December  
 1995 - Emmitt Smith, RB, September  
 2006 - Tony Romo, QB, November  
 2007 - Tony Romo, QB, September  
 Terrell Owens, WR, November  
 2009 - Tony Romo, QB, November

**NFC DEFENSIVE PLAYER OF THE MONTH**

2011 - Sean Lee, LB, September  
 2013 - Sean Lee, LB, October

**NFC SPECIAL TEAMS PLAYER OF THE MONTH**

1996 - Chris Boniol, K, November  
 1997 - Richie Cunningham, K, September  
 1999 - Jason Tucker, KR, December

**NFL OFFENSIVE ROOKIE OF THE MONTH**

2004 - Julius Jones, RB, November  
 2011 - DeMarco Murray, RB, November

**NFL DEFENSIVE ROOKIE OF THE MONTH**

1997 - Dexter Coakley, LB, October  
 2005 - DeMarcus Ware, LB, October

**SUPER BOWL MOST VALUABLE PLAYER**

SB V - Chuck Howley, LB  
 SB VI - Roger Staubach, QB  
 SB XII - Harvey Martin, DE  
 Randy White, DT/LB  
 SB XXVII - Troy Aikman, QB  
 SB XXVIII - Emmitt Smith, RB  
 SB XXX - Larry Brown, CB

**ED BLOCK COURAGE AWARD**

(nominee from each NFL team for courage in battling injuries)

1984 - James Jones, RB  
 1985 - Howard Richards, OL  
 1986 - Tony Dorsett, RB  
 1987 - Brian Baldinger, OL  
 1988 - Randy White, DT  
 1989 - Ed Jones, DE  
 1990 - Kelvin Martin, WR  
 1991 - Ken Norton, LB  
 1992 - Daryl Johnston, FB  
 1993 - Bill Bates, S  
 1994 - Mark Stepanoski, C  
 1995 - Erik Williams, T  
 1996 - Kevin Smith, CB  
 1997 - Tony Tolbert, DE  
 1998 - Darren Woodson, S  
 1999 - Ernie Mills, WR  
 2000 - Greg Ellis, DE  
 2001 - Mike Lucky, TE  
 2002 - Dat Nguyen, LB  
 2003 - Jamar Martin, FB  
 2004 - # Julius Jones, RB  
 2005 - Dan Campbell, TE  
 2006 - Flozell Adams, T  
 2007 - Jay Ratliff, NT  
 2008 - Keith Davis, S  
 2009 - Kyle Kosier, G  
 Coach Joe DeCamillis, Special Courage Award  
 2010 - Sam Hurd, WR  
 2011 - Tony Romo, QB  
 2012 - Jason Witten, TE  
 2013 - Barry Church, S

**BOB LILLY AWARD** (voted by Cowboys fans for sportsmanship, dedication, leadership and achievement)

1985 - Randy White, DT  
 1986 - Randy White, DT  
 1987 - Danny White, QB  
 1988 - Ed Jones, DE  
 1989 - Ed Jones, DE  
 1990 - Bill Bates, S  
 1991 - Bill Bates, S  
 1992 - Troy Aikman, QB  
 1993 - Bill Bates, S  
 1994 - Bill Bates, S  
 1995 - Troy Aikman, QB  
 1996 - Emmitt Smith, RB  
 1997 - Troy Aikman, QB

1998 - Troy Aikman, QB  
 1999 - Emmitt Smith, RB  
 2001 - Emmitt Smith, RB  
 2002 - Emmitt Smith, RB  
 2003 - Darren Woodson, S  
 2004 - Jason Witten, TE  
 2005 - Drew Bledsoe, QB  
 2006 - Tony Romo, QB  
 2007 - Tony Romo, QB  
 2008 - Jason Witten, TE  
 2009 - DeMarcus Ware, LB  
 2010 - Dez Bryant, WR  
 2011 - DeMarcus Ware, LB  
 2012 - Jason Witten, TE  
 2013 - Barry Church, S

**SPORTSMAN OF THE YEAR**

1994 - Emmitt Smith (TSN)

**DASA PRO ATHLETE OF THE YEAR**

1991 - Michael Irvin, WR  
 Emmitt Smith, RB  
 1993 - Troy Aikman, QB  
 Emmitt Smith, RB

**DASA BIG "D" AWARD**

1990 - Jimmy Johnson  
 1991 - Jerry Jones  
 1992 - Emmitt Smith  
 2001 - Troy Aikman  
 2004 - Jerry Jones

**DASA FIELD SCOVELL AWARD**

1970 - Dallas Cowboys  
 1971 - Bob Lilly  
 1975 - Roger Staubach  
 1977 - Tom Landry  
 1980 - Randy White  
 1981 - Tony Dorsett  
 1992 - Dallas Cowboys  
 1994 - Troy Aikman  
 1995 - Emmitt Smith  
 2001 - Gil Brandt

**DASA COACH OF THE YEAR**

1995 - Barry Switzer  
 2004 - Bill Parcells

**DASA LEGENDS AWARD**

1993 - Tom Landry  
 2001 - Gene Stallings  
 2004 - Herschel Walker

**DASA GARY BRIDELL COURAGE AWARD**

1994 - Bill Bates

**DASA ROLE MODEL AWARD**

1997 - Daryl Johnston  
 1999 - Darren Woodson  
 2002 - Emmitt Smith

**NFL MAN OF THE YEAR**

(Dallas nominees, Club winner underlined when selected)

1970 - Bob Lilly, John Niland, Pettis Norman  
 1971 - John Niland, Jethro Pugh, Roger Staubach  
 1972 - John Niland, Jethro Pugh, Roger Staubach  
 1973 - Calvin Hill, John Niland, Roger Staubach  
 1975 - John Fitzgerald, Bill Gregory, Roger Staubach  
 1976 - Ralph Neely, Roger Staubach, Mark Washington  
 1980 - Billy Joe DuPree, D.D. Lewis, Drew Pearson  
 1970 - Bob Lilly, John Niland, Pettis Norman  
 1981 - Billy Joe DuPree, D.D. Lewis, Robert Newhouse  
 1982 - Bob Breunig, Tony Dorsett, Bill Joe DuPree  
 1983 - Bob Breunig, Butch Johnson, Danny White  
 1984 - Bob Breunig, Doug Cosbie, Howard Richards  
 1985 - Bill Bates  
 1986 - Jim Jeffcoat  
 1987 - Jim Jeffcoat  
 1988 - Herschel Walker  
 1989 - Everson Walls  
 1990 - Jim Jeffcoat  
 1991 - Troy Aikman  
 1992 - Troy Aikman, Jim Jeffcoat, James Washington  
 1993 - Troy Aikman, Russell Maryland, James Washington  
 1994 - Troy Aikman  
 1995 - Troy Aikman, Daryl Johnston, Russell Maryland  
 1996 - Troy Aikman, Bill Bates, Daryl Johnston  
 1997 - Troy Aikman, Daryl Johnston, Emmitt Smith  
 1998 - Richie Cunningham, Daryl Johnston, Emmitt Smith  
 1999 - Emmitt Smith

2000 - Ebenezer Ekuban, Chad Hennings, Darren Woodson  
 2001 - Ebenezer Ekuban, Emmitt Smith, Darren Woodson  
 2002 - Ebenezer Ekuban, Joey Galloway, Kelvin Garmon, Emmitt Smith, Darren Woodson  
 2003 - Ebenezer Ekuban, Joey Galloway, Dat Nguyen, Roy Williams, Darren Woodson  
 2004 - Keyshawn Johnson, Dat Nguyen, Roy Williams  
 2005 - La'Roi Glover, Keyshawn Johnson, Roy Williams

2006 - Terence Newman, DeMarcus Ware, Roy Williams  
 2007 - DeMarcus Ware, Roy Williams, Jason Witten  
 2008 - Bradie James, DeMarcus Ware, Jason Witten  
 2009 - Bradie James, DeMarcus Ware, Jason Witten  
 2010 - Terence Newman, DeMarcus Ware, Jason Witten  
 2011 - Bradie James, DeMarcus Ware, Jason Witten  
 2012 - Miles Austin, Brandon Carr, Jason Witten  
 2013 - Brandon Carr, DeMarcus Ware, Jason Witten

AP - Associated Press; CPFN - College & Pro Football Newsweekly; DASA - Dallas All Sports Association; FD - Football Digest; FN - Football News; NEA - Newspaper Enterprise Association; PFG - Pro Football Guide; PFHOF - Pro Football Hall of Fame; PFW - Pro Football Weekly; PFWA - Pro Football Writers of America; SBJ - Sports Business Journal; TSN - The Sporting News; UPI - United Press International



#### 2014 PRO BOWL

The Dallas Cowboys had five players in the game - Jason Hatcher, DeMarco Murray, Dez Bryant, Jason Witten and Tyrone Smith.



# Cowboys All-Time Draft

## 1960

### EXPANSION DRAFT

Player	Pos.	College
--------	------	---------

#### FROM BALTIMORE

L.G. DUPRE	RB	Baylor
RAY KROUSE	DE	Maryland
DAVE SHERER	WR/P	Southern Methodist

#### FROM CHICAGO

DON HEALY	DT	Maryland
JACK JOHNSON	RB	Miami, Fla.
PETE JOHNSON	RB	V.M.I.

#### FROM CLEVELAND

LEROY BOLDEN	RB	Michigan State
FRANK CLARKE	WR/TE	Colorado
ED MODZELEWSKI	RB	Maryland

#### FROM DETROIT

CHARLES ANE	C	Southern California
GENE CRONIN	LB	Pacific
JIM DORAN	WR	Iowa State

#### FROM GREEN BAY

NATE BORDEN	DE	Indiana
BILL BUTLER	S	Tenn. Chattanooga
DON MCILHENNY	RB	Southern Methodist

#### FROM L.A. RAMS

TOM FRANCKHAUSER	CB	Purdue
BOB FRY	T	Kentucky
DUANE PUTNAM	G	Pacific

#### FROM N.Y. GIANTS

AL BARRY	G	Southern California
MELWOOD "BUZ" GUY	G	Duke
DON HEINRICH	QB	Washington

#### FROM PHILADELPHIA

DICK BIELSKI	TE	Maryland
GERRY DELUCCA	T	Mid. Tennessee St.
BILL STRIEGEL	LB	Pacific

#### FROM PITTSBURGH

RAY FISHER	T/DT	Eastern Illinois
BOBBY LUNA	RB	Alabama
RAY MATHEWS	WR	Clemson

#### FROM ST. LOUIS

BOB CROSS	T	Kilgore J.C.
ED HUSMANN	DT	Nebraska
JACK PATERA	LB	Oregon

#### FROM SAN FRANCISCO

FRED DUGAN	WR	Dayton
JOHN GONZAGA	DE	no college
JERRY TUBBS	LB	Oklahoma

#### FROM WASHINGTON

TOM BRAATZ	LB	Marquette
JOE NICELY	C	West Virginia
DOYLE NIX	RB	Southern Methodist

## 1961

### (Drafted 2nd)

Rd.	Player	Pos.	College	Sel. #
-----	--------	------	---------	--------

1.	(A) No Choice - Traded along with sixth-round choice to Washington for Eddie LeBaron.			
1.	(B) BOB LILLY	DT	TCU	13
	Choice from Cleveland for first round pick in 1962.			
2.	E.J. HOLUB	LB	Texas Tech	16
	(went to AFL)			
3.	STEW BARBER	G	Penn State	30
	(went to AFL)			
4.	SONNY DAVIS	WR	Baylor	44
5.	No Choice - Traded to San Francisco for Gene Babb.			
6.	No Choice - Traded, along with first-round choice, to Washington for LeBaron.			
7.	ART GIMORE	HB	Oregon State	66
8.	DON TALBERT	T	Texas	100
9.	GLYNN GREGORY	HB	SMU	114
10.	No Choice - Traded to Green Bay for Fred Cone.			
11.	NORRIS STEVENSON	HB	Missou	142
12.	LOWNDES SHINGLER	QB	Clemson	156

BOLD Indicates Made Active Roster

13.	DON GOODMAN	HB	Florida	170
14.	BILL SHAW	G	Georgia Tech	184
	(went to AFL)			
15.	JULIUS VARNADO	T	San Francisco State	198
	(went to AFL)			
16.	JERRY STEFFEN	HB	Colorado	212
17.	EVERETT CLOUD	HB	Maryland	226
18.	RANDY WILLIAMS	HB	Indiana	240
19.	LYNN HOYEM	C	Long Beach State	254
20.	JERRY MORGAN	QB	Iowa State	268

## 1962

### (Drafted 4th)

Rd.	Player	Pos.	College	Sel. #
-----	--------	------	---------	--------

1.	No Choice - Traded to Cleveland for first round pick in 1961.			
2.	SONNY GIBBS	QB	TCU	18
3.	(A) No Choice - Traded to Chicago for Don Meredith.			
3.	(B) BOBBY PLUMMER	G	TCU	39
	Choice from Cleveland for Duane Putnam.			
4.	No Choice - Traded to San Francisco for Bill Herchman.			
5.	No Choice - Traded to Los Angeles for Jimmy Harns.			
6.	(A) DONNIE DAVIS	TE	Southern University	74
6.	(B) GEORGE ANDRIE	DE	Marquette	82
	Choice and Allen Green from New York for Fred Dugan.			
7.	No Choice - Traded to Los Angeles for John Houser.			
8.	KEN TUREAUD	RB	Michigan	102
9.	No Choice - Traded to Baltimore for Don Perkins.			
10.	JOHN M. LONGMEYER	G	Southern Illinois	130
11.	LARRT HUDAS	WR	Michigan St.	144
12.	No Choice - Traded to Green Bay for Steve Mellinger.			
13.	ROBERT MOSES	TE	Texas	172
14.	HAROLD HAYS*	G	Southern Mississippi	186
15.	GUY REESE	T	SMU	200
16.	ROBERT JOHNSTON	T	Rice	214
17.	RAY JACOBS	DT	Howard Payne	228
	(went to AFL)			
18.	DAVE CLOUTIER*	RB	Maine	242
	(went to AFL)			
19.	PAUL HOLMES	T	Georgia	256
20.	AMOS BULLOCKS	RB	Southern Illinois	270

## 1963

### (Drafted 6th)

Rd.	Player	Pos.	College	Sel. #
-----	--------	------	---------	--------

1.	LEE ROY JORDAN	LB	Alabama	6
2.	No Choice - Traded along with ninth-round choice to Chicago for Chuck Howley.			
3.	JIM PRICE	LB	Auburn	34
4.	WHALEY HALL*	G	Mississippi	48
5.	No Choice - Traded to New York for Dick Nolan.			
6.	No Choice - Traded to Green Bay for John Suro.			
7.	MARV CLOTHIER*	G	Kansas	90
8.	No Choice - Traded to Green Bay for Lee Folkins.			
9.	No Choice - Traded along with second-round choice to Chicago for Chuck Howley.			
10.	ROD SCHEYER	T	Washington	132
11.	RAY SCHEENKE	G	Southern Methodist	146
12.	BILL PERKINS	FB	Iowa	160
13.	PAUL WICKER*	T	Fresno State	174
14.	LOU CIOCI	LB	Boston College	188
15.	JERRY OVERTON	WR	Utah	202
16.	DENNIS GOLDEN	T	Holy Cross	216
17.	ERNEST PARKS*	G	McMurry	230
	(went to AFL)			
18.	BILL FRANK	T	Colorado	244
19.	JIM STIGER	RB	Washington	258
20.	TOMMY LUCAS	TE	Texas	272

## 1964

### (Drafted 4th)

Rd.	Player	Pos.	College	Sel. #
-----	--------	------	---------	--------

1.	SCOTT APPLETON	DT	Texas	4
2.	MEL RENFRO	DB	Oregon	17
3.	No Choice - Traded to L.A. Rams for Bob Long and John Meyers.			
4.	PERRY LEE DUNN	DB	Mississippi	45
5.	No Choice - Traded to Green Bay for Gary Barnes			
6.	(A) BILLY LOTHRIE	K/DB	Georgia Tech	73
6.	(B) JIM CURRY	WR	Cincinnati	82
	Choice from Cleveland for Andy Overko.			

6. (C) JIMMY EVANS	WR	Texas Western	83
Choice from Green Bay for Jerry Norton.			
7. BOB HAYES*	WR	Florida A&M	88
8. AL GEVERINK	RB	UCLA	101
9. JAKE KUPP	G	Washington	116
10. ROGER STAUBACH*	QB	Navy	129
11. BOBBY CRENSHAW	G	Baylor	144
(went to AFL)			
12. JOHNNY NORMAN	WR	NW Louisiana	157
13. JERRY RHOME*	QB	Tulsa	172
14. JIM WORDEN	LB	Wittenberg	185
15. BILL VAN BURKLEO	WR	Tulsa	200
16. PAUL CERCEL	C	Pittsburgh	213
17. HARRY ABELL*	LB	Missouri	228
(went to AFL)			
18. No Selection - Player chosen not eligible.			
19. H.D. MURPHY	DB	Oregon	256
20. JOHN HUGHES	LB	Southern Methodist	269

**1965**

(Drafted 6th)

Rd.	Player	Pos.	College	Sel. #
1.	CRAIG MORTON	QB	California	5
2.	MALCOLM WALKER	LB	Rice	19
3. No Choice - Traded to Green Bay				
4. (A)	JIM SIDLE	FB	Auburn	47
4. (B)	BOB SVIHUS	T	USC	53
(went to AFL) Choice from Detroit for Sonny Gibbs.				
5.	ROGER PETTEE	LB	Florida	61
6.	SONNY UTZ	RB	VPI	75
7.	BRIG OWENS	DB	Cincinnati	89
8.	RUSSELL WAYT	LB	Rice	103
9.	JIM ZANIOS	FB	Texas Tech	117
10.	JARROLD MCCOLLOUGH	C	Alabama	131
11.	JETHRO PUGH	DT	Elizabeth City State	145
12.	ERNE KELLERMAN	QB	Miami, OH	159
13.	JACK SCHRAUB	TE	California	173
14.	GARRY PORTERFIELD	DE	Tulsa	187
15.	GENE FOSTER	RB	Arizona State	201
(went to AFL)				
16.	DOUG McDUGAL	E	Oregon State	215
17.	MITCH JOHNSON	T	UCLA	229
18.	MARTIN AMSLER	DT	Evansville	243
19.	MERV RETTENMUND	HB	Ball State	257
20.	RON BARLOW*	T	Kansas State	271

**1966**

(Drafted 5th)

Rd.	Player	Pos.	College	Sel. #
1.	JOHN NILAND	G	Iowa	5
2.	WILLIE TOWNES*	DE	Tulsa	22
3. No Choice - Traded to San Francisco for Leon Donohue.				
4. No Choice - Traded to Baltimore for Ralph Neely.				
5. (A)	No Choice - Traded to San Francisco for J.D. Smith.			
5. (B)	WALT GARRISON	RB	Oklahoma State	79
Choice from Baltimore through Detroit for Amos Marsh.				
6.	BOB DUNLEVY	WR	West Virginia	86
7.	ART ROBINSON	TE	Florida A&M	100
8.	DON KUNIT	RB	Penn State	116
9.	DARRELL ELAM	FL	West Virginia Tech	130
10.	MASON MITCHELL	RB	Washington	146
11.	AUSTIN DENNEY*	TE	Tennessee	160
12. (A)	LES SHY	RB	Long Beach State	173
Choice from Pittsburgh for Lee Folkins.				
12. (B)	CRAIG BAYNHAM*	RB	Georgia Tech	176
13.	RONNIE LAMB	RB	South Carolina	190
14.	LEWIS TURNER	RB	Norfolk State	206
15.	MARK GARTJUNG*	DT	Oregon State	220
16.	TOM PIGGEE	RB	San Francisco State	236
17.	GEORGE ALLEN	T	West Texas State	250
(went to AFL)				
18.	STEVE ORR	DT	Washington	266
19.	BYRON JOHNSON	T	Central Wash. St.	280
20.	LOU HUDSON	FL	Minnesota	296

**1967**

(Drafted 23rd)

Rd.	Player	Pos.	College	Sel. #
1. No Choice - Given along with second- and two fifth-round choices, to Houston for Ralph Neely.				
2. No Choice - Given along with first- and two fifth-round choices, to Houston for Ralph Neely.				

BOLD Indicates Made Active Roster

3. PHIL CLARK	DB	Northwestern	76
4. CURTIS MARKER	G	Northern Michigan	103
5. (A) No Choice - Choice and Jim Steffen from Washington for Brig Owens, Mitch Johnson, and Jake Kupp; given along with first-, second- and fifth-round choices to Houston for Ralph Neely.			
5. (B) No Choice - From Cleveland for Joe Bob Isebell; given along with first-, second- and fifth-round choices to Houston for Ralph Neely.			
5. (C) No Choice - Traded to Green Bay for Henry Gremminger.			
6. SIMS STOKES	DB	Northern Arizona	157
7. RAYFIELD WRIGHT	DE	Ft. Valley State	182
8. STEVE LAUB	QB	Illinois Wesleyan	208
9. BYRON MORGAN	DB	Findlay (Ohio)	234
10. EUGENE BOWENS	RB	Tennessee A&I	260
11. PAT RILEY	WR	Kentucky	285
12. HAROLD DETERS	K	North Carolina State	312
13. AL KERKIAN	DE	Akron	338
14. TOM BOYD	G	Tarleton State	364
15. LEAVIE DAVIS	DB	Edward Waters Col.	390
16. PAUL BROTHERS	HB	Oregon State	416
17. GEORGE ADAMS	LB	Morehead State	442

**1968**

(Drafted Alternately 20th, 19th, 21st)

Rd.	Player	Pos.	College	Sel. #
1.	DENNIS HOMAN	FL	Alabama	20
2.	DAVID McDANIELS	WR	Mississippi Valley	45
3. (A) No Choice - Traded to Minnesota for Lance Rentzel.				
3. (B)	ED HARMON	LB	Louisville	71
Choice from Chicago for Austin Denney and Mac Perival.				
4. (A)	No Choice - Traded to New Orleans for Larry Stephens.			
4. (B)	JOHN DOUGLAS	LB	Missouri	97
Choice from New York for Jim Colvin.				
5.	BLAINE NYE	G	Stanford	130
6.	D.D. LEWIS	LB	Mississippi State	159
7.	BOB TAUCHER	TE	Nebraska	185
8.	FRANK BROWN	DE	Albany State	211
9.	KEN KMIEC	DB	Illinois	241
10.	BEN OLSON	FL	Kansas	266
11.	RON SHOTTS	RB	Oklahoma	292
12.	WILSON WHITTY	LB	Boston University	321
13.	CARTER LORD	TE	Harvard	347
14.	RON WILLIAMS	DB	West Virginia	373
15.	TOMMY LUNCEFORD	P	Auburn	402
16.	LARRY COLE	DE	Hawaii	428
17.	GEORGE NORDEGREEN	RB	Houston	454

**1969**

(Drafted Alternately 24th, 23rd, 22nd)

Rd.	Player	Pos.	College	Sel. #
1.	CALVIN HILL	RB	Yale	24
2.	RICHMOND FLOWERS	WR	Tennessee	49
3. (A)	TOM STINCIC	LB	Michigan	68
3. (B)	HALVOR HAGEN	DE	Weber State	74
Choice from San Francisco for Harold Hayes.				
4. No Choice - Traded to New Orleans for Dave Simmons.				
5. (A)	No Choice - Traded to Baltimore for Andy Stynchula.			
5. (B)	CHUCK KYLE	LB	Purdue	125
Choice from Los Angeles for Coy Bacon.				
6.	RICH SHAW	FL	Arizona St.	152
7.	LARRY BALES	WR	Emory & Henry	180
8.	ELMER BENA-HARDT	LB	Missouri	205
9.	CLAXTON WELCH	RB	Oregon	230
10.	STUART GOTTJEB	G	Weber State	258
11.	CLARENCE WILLIAMS	DT	Prairie View A&M	283
12.	BOB BELDEN	QB	Notre Dame	308
13.	RENE MATISON	WR	New Mexico	336
14.	GERALD LUTRI	T	Northern Michigan	361
15.	BILL JUSTUS	DB	Tennessee	386
16.	FLOYD KERR	DB	Colorado State	414
17.	BILL BAILEY	DT	Lewis & Clark	439

**1970**

(Drafted 23rd)

Rd.	Player	Pos.	College	Sel. #
1.	DUANE THOMAS	RB	West Texas	23
2. (A)	BOB ASHER	T	Vanderbilt	27
Choice from Chicago for Craig Baynham and Phil Clark.				

\*Drafted As Future



## 1973

(Drafted Alternately 20th, 22nd, 21st)

Rd. Player	Pos.	College	Sel. #
1. <b>BILLY JOE DuPREE</b>	TE	Michigan State	20
2. <b>(A) GOLDEN RICHARDS</b>	WR	Hawaii	46
Choice from Green Bay for Ron Widby and Ike Thomas.			
2. (B) No Choice - To Chicago as compensation for signing Jack Concannon.			
3. <b>(A) HARVEY MARTIN</b>	DT	East Texas State	53
Choice from Houston through New Orleans for Tom Stincic.			
3. (B) No Choice - Traded to New England for Ron Sellers.			
4. <b>DRANE SCRIVENER</b>	DB	Tulsa	98
5. <b>BRUCE WALTON</b>	T	UCLA	126
6. <b>BOB LEYEN</b>	G	Yale	151
7. <b>RODRIGO BARNES</b>	LB	Rice	176
8. <b>DAN WERNER</b>	QB	Michigan State	204
9. <b>MIKE WHITE</b>	CB	Minnesota	229
10. <b>CARL JOHNSON</b>	LB	Tennessee	254
11. <b>GERALD CASWELL</b>	G	Colorado State	282
12. <b>JIM ARNESON</b>	G	Arizona	307
13. <b>JOHN SMITH</b>	WR	UCLA	332
14. <b>BOB THORNTON</b>	G-C	North Carolina	360
15. <b>WALT BAISY</b>	LB	Grambling	385
16. <b>JOHN CONLEY</b>	TE	Hawaii	410
17. <b>LES STRAYHORN</b>	RB	East Carolina	438

## 1974

(Drafted Alternately 22nd, 21st, 20th, 23rd)

Rd. Player	Pos.	College	Sel. #
1. <b>(A) ED JONES</b>	DE	Tennessee State	1
Choice from Houston for Tody Smith and Billy Parks.			
1. <b>(B) CHARLES YOUNG</b>	RB	North Carolina State	22
No Choice - Choice and Ron Sellers to Miami for Otto Stowe.			
3. <b>(A) DANNY WHITE</b>	QB	Arizona State	53
Choice from Houston for Tody Smith and Billy Parks.			
3. <b>(B) CALVIN PETERSON</b>	LB	UCLA	72
4. <b>(A) KEN HUTCHERSON</b>	LB	Livingston State	97
Choice from Oakland for Gloster Richardson.			
4. (B) <b>ANDY ANDRADE</b>	RB-DB	Northern Michigan	101
5. <b>JOHN KELSEY</b>	T	Missouri	126
6. <b>JIM BRIGHT</b>	DB	UCLA	151
7. <b>RAYMOND NESTER</b>	LB	Michigan State	176
8. <b>MIKE HOLT</b>	DB	Michigan State	205
9. <b>BILL DULIN</b>	T	Johnson C. Smith	230
10. <b>DENNIS MORGAN</b>	DB	Western Illinois	255
11. <b>HARVEY McGEE</b>	WR	Southern Mississippi	280
12. <b>KEITH BOBO</b>	QB	Southern Methodist	309
13. <b>FRED LIMA</b>	K	Colorado	334
14. <b>DOUG RICHARDS</b>	DB	Brigham Young	359
15. <b>BRUCE CRAFT</b>	DT	Geneva, Pa.	384
16. <b>GENE KILLIAN</b>	T	Tennessee	413
17. <b>LAWRIE SKOLROOD</b>	T	North Dakota	438

## 1975

(Drafted 18th)

Rd. Player	Pos.	College	Sel. #
1. <b>(A) RANDY WHITE</b>	DE	Maryland	2
Choice from N.Y. Giants for Craig Morton.			
1. <b>(B) THOMAS HENDERSON</b>	LB	Langston	18
2. <b>BURTON LAWLESS</b>	G	Florida	44
3. <b>BOB BREUNIG</b>	LB	Arizona State	70
4. <b>(A) PAT DONOVAN</b>	DE	Stanford	90
Choice from Houston for Mike Montgomery.			
4. <b>(B) RANDY HUGHES</b>	DB	Oklahoma	96
5. <b>(A) KYLE DAVIS</b>	C	Oklahoma	113
Choice from Green Bay for Jack Concannon.			
5. (B) No Choice - Traded to Cincinnati for Clint Longley.			
6. <b>ROLLY WOOLSEY</b>	DB	Boise State	148
7. <b>MICHAEL HEGMAN</b>	LB	Tennessee State	173
8. <b>MITCH HOOPES</b>	P	Arizona	200
9. <b>ED JONES</b>	DB	Rutgers	226
10. <b>DENNIS BOOKER</b>	RB	Millersville State	252
11. <b>GREG KRPALAK</b>	C	Oregon State	278
12. <b>CHUCK BLAND</b>	DB	Cincinnati	304
13. <b>HERB SCOTT</b>	G	Virginia Union	330
14. <b>SCOTT LAIDLAW</b>	RB	Stanford	356
15. <b>WILLIE HAMILTON</b>	RB	Arizona	382
16. <b>PETE CLARK</b>	TE	Colorado State	407
17. <b>JIM TESTERMAN</b>	TE	Dayton	434

2. <b>(B) MARGENE ADKINS</b>	WR	Herderson J.C.	49
3. <b>(A) CHARLIE WATERS</b>	CB	Clemson	66
Choice from Houston through Cleveland for Jerry Rhome.			
3. <b>(B) STEVE KINER</b>	LB	Tennessee	73
Choice from Cleveland for Jerry Rhome.			
3. (C) <b>DENTON FOX</b>	S	Texas Tech	75
4. <b>JOHN FITZGERALD</b>	T	Boston College	101
No Choice - Traded to St. Louis for Bobby Joe Conrad.			
6. <b>PAT TOOMAY</b>	DE	Vanderbilt	153
7. <b>DON ABBEY</b>	LB	Penn State	179
8. <b>JERRY DOSSEY</b>	G	Arkansas	205
9. <b>ZENON ANDRUSYSHYN</b>	K	UCLA	231
10. <b>PETE ATHAS</b>	S	Dade J.C.	257
11. <b>IAN SOUTHERLAND</b>	DT	Clemson	283
12. <b>JOE WILLIAMS</b>	RB	Wyoming	309
13. <b>MARK WASHINGTON</b>	CB	Morgan State	335
14. <b>JULIAN MARTIN</b>	WR	N. Carolina Central	361
15. <b>KEN DeLONG</b>	TE	Tennessee	387
16. <b>SEABERN HILL</b>	CB	Arizona St.	411
17. <b>GLENN PATTERSON</b>	C	Nebraska	438

## 1971

(Drafted 25th)

Rd. Player	Pos.	College	Sel. #
1. <b>TODY SMITH</b>	DE	Southern Cal.	25
2. <b>ISAAC THOMAS</b>	CB	Bishop	51
3. <b>(A) SAM SCARBER</b>	RB	New Mexico	69
Choice from St. Louis for John Wilbur.			
3. <b>(B) BILL GREGORY</b>	DE	Wisconsin	77
4. <b>(A) JOE CARTER</b>	TE	Grambling	80
Choice from New Orleans for Willie Townes.			
4. (B) <b>BUDDY MITCHELL</b>	T	Mississippi	103
5. <b>RON KADZIEL</b>	LB	Stanford	129
6. <b>STEVE MAIER</b>	WR	Northern Arizona	155
7. <b>BILL GRIFFIN</b>	T-G	Catawba	181
8. <b>RON JESSIE</b>	WR	Kansas	206
9. <b>HONOR JACKSON</b>	WR	Pacific	233
10. <b>RODNEY WALLACE</b>	DT	New Mexico	259
11. <b>ERNEST BONWELL</b>	LB	Lane College	285
12. <b>STEVE GOEPEL</b>	QB	Colgate	311
13. <b>JAMES FORD</b>	RB	Texas Southern	337
14. <b>TYRONE COUPEY</b>	DB	Utah State	363
15. <b>BOB YOUNG</b>	TE	Delaware	389
16. <b>JOHN BRENNAN</b>	T	Boston College	415
17. <b>JOHN BOMER</b>	C	Memphis State	440

## 1972

(Drafted 26th)

Rd. Player	Pos.	College	Sel. #
1. <b>BILL THOMAS</b>	RB	Boston College	26
2. <b>(A) ROBERT NEWHOUSE</b>	RB	Houston	35
Choice from New England for Halvor Hagen and Honor Jackson.			
2. <b>(B) JOHN BABINECZ</b>	LB	Villanova	39
Choice from New Orleans for Margene Adkins.			
2. (C) <b>CHARLES McKEE</b>	WR	Arizona	52
3. <b>(A) MIKE KELLER</b>	LB	Michigan	64
Choice from New England for Halvor Hagen and Honor Jackson.			
3. <b>(B) MARV BATEMAN</b>	P-K	Utah	78
4. <b>(A) TIM KEARNEY</b>	LB	Northern Michigan	83
Choice from New Orleans for Joe Williams.			
4. (B) <b>ROBERT WEST</b>	WR	San Diego St.	90
Choice from New England for Steve Kiner.			
4. (C) <b>CHARLES ZAPIEC</b>	LB	Penn State	93
Choice from Detroit for Ron Jesse.			
4. (D) No Choice - Traded to New Orleans for Don Talbert.			
5. No Choice - Traded to San Diego for Tony Liscio.			
6. <b>CHARLES BOLDEN</b>	DB	Iowa	156
7. No Choice - Traded to Chicago for Lee Roy Caffey.			
8. <b>RALPH COLEMAN</b>	LB	North Carolina A&T	208
9. <b>ROY BELL</b>	RB	Oklahoma	234
10. <b>RICHARD AMMAN</b>	DE	Florida State	260
11. <b>LONNIE LEONARD</b>	T-G	North Carolina A&T	286
12. <b>JIMMY HARRIS</b>	WR	Ohio State	312
13. <b>JEAN FUGETT</b>	TE	Amherst	338
14. <b>ALAN THOMPSON</b>	RB	Wisconsin	363
15. <b>CARLOS ALVAREZ</b>	WR	Florida	390
16. <b>GORDON LONGMIRE</b>	QB	Utah	416
17. <b>ALFONSO CAIN</b>	DT	Bethune-Cookman	442

BOLD Indicates Made Active Roster

## 1976

(Drafted 27th)

Rd.	Player	Pos.	College	Sel. #
1.	AARON KYLE	DB	Wyoming	27
2.	(A) JIM JENSEN	RB	Iowa	40
	Choice from N.Y. Giants for Craig Morton.			
2.	(B) JIM EIDSON	G	Mississippi St.	55
3.	(A) DUKE FERGERSON	WR	San Diego St.	73
	Choice from San Francisco for Bob Hayes.			
3.	(B) JOHN SMITH	RB	Boise State	75
	Choice from Denver for OTTO STOWE.			
3.	(C) BUTCH JOHNSON	WR	UC-Riverside	87
4.	TOM RAFFERTY	G	Penn State	119
5.	WALLY PESUIT	T	Kentucky	151
6.	GREG MCGUIRE	T	Indiana	181
7.	(A) GREG SCHAUM	DT	Michigan State	186
	Choice from San Diego for Ken Hutcherson.			
7.	(B) DAVID WILLIAMS	RB	Colorado	208
8.	HENRY LAWS	DB	South Carolina	236
9.	BEASLEY REECE	DB	North Texas	264
10.	LEROY COOK	DE	Alabama	290
11.	CORNELIUS GREEN	QB	Ohio	317
12.	CHARLES McSHANE	LB	Cal Lutheran	346
13.	MARK DRISCOLL	QB	Colorado St.	374
14.	LARRY MUSHINSKIE	TE	Nebraska	402
15.	DALE CURRY	LB	UCLA	430
16.	RICH COSTANZO	T	Nebraska	458
17.	STAN WOODFILL	K	Oregon	486

## 1977

(Drafted Alternately 24th, 25th, 26th)

Rd.	Player	Pos.	College	Sel. #
1.	TONY DORSETT	RB	Pittsburgh	2
	Choice from Seattle for Cowboys' first-round choice and three second-round choices.			
2.	GLENN CARANO	QB	Nevada-Las Vegas	54
	Choice from Seattle for Duke Fergerson.			
3.	(A) TONY HILL	WR	Stanford	62
	Choice from Philadelphia for John Niland.			
3.	(B) VAL BELCHER	G	Houston	81
4.	GUY BROWN	LB	Houston	108
5.	ANDY FREDERICK	OL	New Mexico	137
6.	JIM COOPER	T	Temple	164
7.	DAVID STALLS	DT	Northern Colorado	191
8.	(A) AL CLEVELAND	DL	Pacific	208
	Choice from San Diego for Mitch Hoopes.			
8.	(B) FRED WILLIAMS	RB	Arizona State	221
9.	MARK CANTRELL	C	North Carolina	248
10.	STEVE DeBERG	QB	San Jose State	275
11.	DON WARDLOW	TE	Washington	305
12.	GREG PETERS	OL	California	332

## 1978

(Drafted 28th)

Rd.	Player	Pos.	College	Sel. #
1.	LARRY BETHEA	DL	Michigan State	28
2.	TODD CHRISTENSEN	RB-TE	Brigham Young	56
3.	DAVID HUDGENS	OL	Oklahoma	84
4.	ALOIS BLACKWELL	RB	Houston	112
5.	RICH ROSEN	G	Syracuse	140
6.	HAROLD RANDOLPH	LB	East Carolina	168
7.	TOM RANDALL	DT	Iowa State	196
8.	HOMER BUTLER	WR	UCLA	224
9.	RUSS WILLIAMS	DB	Tennessee	252
10.	BARRY TOMASETTI	OL	Iowa	280
11.	DENNIS THURMAN	S	Southern Cal	308
12.	LEE WASHBURN	OL	Montana State	336

## 1979

(Drafted 27th)

Rd.	Player	Pos.	College	Sel. #
1.	ROBERT SHAW	C	Tennessee	27
2.	AARON MITCHELL	CB	Nevada-Las Vegas	55
3.	DOUG COSBIE	TE	Santa Clara	76

Swapped choices with Seattle in Bill Gregory trade.

4.	RALPH DeLOACH	DE	California	109
5.	(A) BOB HUKILL	OL	North Carolina	121
	Choice from Chicago for Golden Richards.			
5.	(B) CURTIS ANDERSON	DE	Central State	128
	Choice from Seattle for Etren Herrera.			
5.	(C) RON SPRINGS	RB	Ohio State	136
6.	(A) TIM LAVENDER	CB	Southern Cal	155
	Choice from Seattle for Bill Gregory.			
6.	(B) MIKE SALZANO	OL	North Carolina	160
	Choice from Denver for Jim Jensen.			
6.	(C) CHRIS De FRANCE	WR	Arizona State	164
7.	GREG FITZPATRICK	LB	Youngstown	191
8.	BRUCE THORNTON	DT	Illinois	219
9.	GARRY COBB	LB	Southern Cal	247
10.	MIKE CALHOUN	DT	Notre Dame	274
11.	No Choice	-	Traded to Detroit for Skip Butler.	
12.	QUENTIN LOWRY	LB	Youngstown	329

## 1980

(Drafted Alternately 23rd, 24th, 25th)

Rd.	Player	Pos.	College	Sel. #
1.	No Choice	-	Traded along with second-round choice to Baltimore for John Dutton.	
2.	No Choice	-	Traded along with first-round choice to Baltimore for John Dutton.	
3.	(A) BILL ROE	LB	Colorado	78
	Choice from Chicago for Golden Richards.			
3.	(B) JAMES JONES	RB	Mississippi State	81
4.	KURT PETERSEN	DL	Missouri	107
5.	GARY HOGEBOOM	QB	Central Michigan	135
6.	TIMMY NEWSOME	RB	Winston-Salem State	165
7.	LESTER BROWN	RB	Clemson	192
8.	LARRY SAVAGE	LB	Michigan State	219
9.	Jackie FLOWERS	WR	Florida State	249
10.	MATTHEW TEAGUE	DE	Prairie View A&M	276
11.	GARY PADJEN	LB	Arizona State	303
12.	NORM WELLS	DT	Northwestern	333

## 1981

(Drafted Alternately 25th and 26th)

Rd.	Player	Pos.	College	Sel. #
1.	HOWARD RICHARDS	T	Missouri	26
2.	DOUG DONLEY	WR	Ohio State	53
3.	GLEN TITENSOR	DL	Brigham Young	82
4.	(A) SCOTT PELLUER	LB	Washington State	92
	Choice from San Francisco for Thomas Henderson.			
4.	(B) DERRIE NELSON	LB	Nebraska	109
5.	DANNY SPRADLIN	LB	Tennessee	138
6.	VINCE SKILLINGS	DB	Ohio State	165
7.	(A) RON FELLOWS	DB	Missouri	175
	Choice from Tampa Bay for Dave Stalls.			
7.	(B) KEN MILLER	DB	East Michigan	194
8.	PAUL PIUROWSKI	LB	Florida State	221
9.	MIKE WILSON	WR	Washington State	250
10.	PAT GRAHAM	DT	California	277
11.	TIM MORRISON	G	Georgia	303
12.	NATE LUNDY	WR	Indiana	330

## 1982

(Drafted 26th)

Rd.	Player	Pos.	College	Sel. #
1.	ROD HILL	CB	Kentucky State	25
2.	JEFF ROHRER	LB	Yale	54
3.	JIM ELIOPULOS	LB	Wyoming	82
4.	(A) BRIAN CARPENTER	CB	Michigan	102
	Choice from Tampa Bay for Dave Stalls.			
4.	(B) MONTY HUNTER	S	Salem College	110
5.	PHIL POZDERAC	T	Notre Dame	138
6.	(A) KEN HAMMOND	G	Vanderbilt	144
	Choice from Cleveland for Bruce Huther.			
6.	(B) CHARLES DAUM	DL	Cal Poly-SLO	166
7.	BILL PURIFOY	DL	Tulsa	194
8.	(A) GEORGE PEOPLES	RB	Auburn	217
	Choice from Denver through Buffalo for Wade Manning.			
8.	(B) DWIGHT SULLIVAN	RB	N. Carolina State	222
9.	JOE GARY	DL	UCLA	250

BOLD Indicates Made Active Roster



10.	TODD ECKERSON	T	North Carolina State	278
11.	(A) GEORGE THOMPSON	WR	Albany State	297
			Choice from Tampa Bay for Aaron Mitchell	
11.	(B) MICHAEL WHITING	RB	Florida State	306
12.	RICH BURTNES	G	Montana	334

### 1983

(Drafted Alternately 23rd, 24th, 21st, 22nd)

Rd.	Player	Pos.	College	Sel. #
1.	JIM JEFFCOAT	DE	Arizona State	23
2.	MIKE WALTER	LB	Oregon	50
3.	BRYAN CALDWELL	DE	Arizona State	77
4.	CHRIS FAULKNER	TE	Florida	108
5.	CHUCK McSWAIN	RB	Clemson	135
6.	REGGIE COLLIER	QB	Southern Mississippi	162
7.	CHRIS SCHULTZ	T	Arizona	179
8.	LAWRENCE RICKS	RB	Michigan	210
9.	AL GROSS	S	Arizona	237
10.	ERIC MORAN	T	Washington	264
11.	DAN TAYLOR	T	Idaho State	291
12.	LORENZO BOUIER	RB	Maine	322

### 1984

(Drafted Alternately 25th and 26th)

Rd.	Player	Pos.	College	Sel. #
1.	BILLY CANNON	LB	Texas A&M	25
2.	(A) VICTOR SCOTT	DB	Colorado	40
			Choice from Houston thru Minnesota for Butch Johnson	
2.	(B) No Choice		Traded to Houston for Mike Renfro	
3.	FRED CORNWELL	TE	Southern California	81
4.	STEVE DEOSSIE	LB	Boston College	110
5.	(A) STEVE PELLUER	QB	Washington	113
			Choice from Tampa Bay for Danny Spradlin	
5.	(B) NORM GRANGER	RB	Iowa	137
6.	(A) EUGENE LOCKHART	LB	Houston	152
			Choice from Chicago for Jay Saldi	
6.	(B) JOE LEVELIS	G	Iowa	166
7.	ED MARTIN	LB	Indiana State	193
8.	MIKE REVELL	RB	Bethune-Cookman	222
9.	(A) JOHN HUNT	OL	Florida	232
			Choice from Indianapolis for Raul Allegre	
9.	(B) NEAL MAUNE	OL	Notre Dame	249
10.	BRIAN SALONEN	TE	Montana	278
11.	DOWE AUGHTMAN	DL	Auburn	304
12.	CARL LEWIS	WR	Houston	334

### U.S.F.L. SUPPLEMENTAL DRAFT

(Drafted Alternately 25th and 26th)

Rd.	Player	Pos.	College	Sel. #
1.	TODD FOWLER	FB	Stephen F. Austin	25
			From Houston Gamblers	
2.	MALCOLM MOORE	WR	Southern California	54
			From Los Angeles Express	
3.	JEFF SPEK	TE	San Diego State	81
			From New Jersey Generals	

### 1985

(Drafted Alternately 17th, 16th, 20th, 19th, 18th)

Rd.	Player	Pos.	College	Sel. #
1.	KEVIN BROOKS	DE	Michigan	17
2.	JESSE PENN	LB	Virginia Tech	44
3.	CRAWFORD KER	G	Florida	76
4.	ROBERT LAVETTE	RB	Georgia Tech	103
5.	(A) HERSCHEL WALKER	RB	Georgia	114
			Choice from Houston for Butch Johnson	
5.	(B) MATT DARWIN	C/G	Texas A&M	119
			Choice from Cleveland thru Buffalo for Rod Hill	
6.	(A) KURT PLOEGER	DT	Gustavus Adolphus	144
			Choice from Indianapolis for Steve Wright	
6.	(B) MATT MORAN	C/G	Stanford	157
7.	(A) KARL POWE	WR	Alabama State	178
			Choice from San Diego thru Kansas City for Lawrence Ricks	
7.	(B) JIM HERRMANN	DE	Brigham Young	184
8.	LEON GONZALEZ	WR	Bethune-Cookman	216

9.	SCOTT STRASBURGER	LB	Nebraska	243
10.	JOE JONES	TE	Virginia Tech	270
11.	NEAL DELLOCONO	LB	UCLA	297
12.	KARL JORDAN	LB	Vanderbilt	324

### 1986

(Drafted Alternately 21st, 20th, 19th, 18th)

Rd.	Player	Pos.	College	Sel. #
1.	(A) MIKE SHERRARD	WR	UCLA	18
			Choice from San Francisco for Cowboys first and fifth-round choices	
1.	(B) No Choice		Traded to San Francisco along with fifth-round choice for San Francisco's first-round choice	
2.	DARRYL CLACK	RB	Arizona State	33
			Traded to from Indianapolis for Gary Hogeboom	
3.	MARK WALEN	DT	UCLA	74
4.	MAX ZENDEJAS	K	Kansas	100
5.	No Choice		Traded to San Francisco along with first-round choice for San Francisco's first-round choice	
6.	(A) THORNTON CHANDLER	TE	Alabama	140
			Choice from Buffalo for Rod Hill	
6.	(B) STAN GELBAUGH	QB	Maryland	150
			Choice from Detroit for Angelo King	
6.	(C) LLOYD YANCEY	G	Temple	158
7.	JOHNNY HOLLOWAY	DB	Kansas	185
8.	TOPPER CLEMONS	RB	Wake Forest	212
9.	JOHN IONATA	G	Florida State	242
10.	BRYAN CHESTER	G	Texas	269
11.	GARTH JAX	LB	Florida State	296
12.	(A) CHRIS DULIBAN	LB	Texas	307
			Choice from Buffalo for Rod Hill	
12.	(B) TONY FLACK	DB	Georgia	322

### 1987

(Drafted Alternately 12th and 11th)

Rd.	Player	Pos.	College	Sel. #
1.	DANNY NOONAN	DT	Nebraska	12
2.	RON FRANCIS	CB	Baylor	39
3.	JEFF ZIMMERMAN	OL	Florida	68
4.	KELVIN MARTIN	WR	Boston College	95
5.	EVERETT GAY	WR	Texas	124
6.	JOE ONOSAI	OL	Hawaii	151
7.	KEVIN SWEENEY	QB	Fresno State	180
8.	KEVIN GOGAN	T	Washington	206
9.	ALVIN BLOUNT	RB	Maryland	235
10.	DALE JONES	LB	Tennessee	262
11.	JEFF WARD	K	Texas	291
12.	SCOTT ARMSTRONG	LB	Florida	318

### 1988

(Drafted Alternately 11th, 14th, 13th, 12th)

Rd.	Player	Pos.	College	Sel. #
1.	MICHAEL IRVIN	WR	Miami, Fla.	11
2.	KEN NORTON, JR.	LB	UCLA	41
3.	MARK HUTSON	G	Oklahoma	67
4.	DAVE WIDELL	T	Boston College	94
5.	No Choice		Traded to Seattle for Ron Essink	
6.	SCOTT SECULES	QB	Virginia	151
7.	OWEN HOOVEN	T	Oregon State	178
8.	MARK HIGGS	RB	Kentucky	205
9.	BRIAN BEDFORD	WR	California	232
10.	BILLY OWENS	DB	Pittsburgh	263
11.	CHAD HENNINGS	DE	Air Force	290
12.	BEN HUMMEL	LB	UCLA	317

### 1989

(Drafted 1st)

Rd.	Player	Pos.	College	Sel. #
1.	TROY AIKMAN	QB	UCLA	1
2.	(A) Steve Wisniewski	G	Penn State	29
			Traded along with sixth-round choice to L.A. Raiders for their second, third and fifth-round choices	
2.	(B) DARYL JOHNSTON	FB	Syracuse	39
			Choice from L.A. Raiders along with third and fifth-round choices for Cowboys' second and sixth-round choices	
3.	(A) MARK STEPANSKI	OL	Pittsburgh	57
3.	(B) RHONDY WESTON	DE	Florida	68
			Choice from L.A. Raiders along with second and fifth-round choices for Cowboys' second and sixth-round choices	

BOLD Indicates Made Active Roster

4. TONY TOLBERT.....DE.....Texas-El Paso..... 85
5. (A) KEITH JENNINGS.....TE.....Clemson..... 113
5. (B) WILLIS CROCKETT.....LB.....Georgia Tech..... 119 Choice from L.A. Raiders along with second and third-round choices for Cowboys' second and sixth-round choices.
5. (C) JEFF ROTH.....DT.....Florida..... 125 Choice from Denver for Tony Dorsett.
6. No Choice - Traded to L.A. Raiders along with second-round choice for Raiders' second, third and fifth-round choices.
7. KEVIN PETERSON.....LB.....Northwestern..... 168
8. CHARVEZ FOGGER.....RB.....Nevada-Reno..... 196
9. TIM JACKSON.....DB.....Nebraska..... 224
10. ROD CARTER.....LB.....Miami, Fla..... 252
11. RANDY SHANNON.....LB.....Miami, Fla..... 280
12. SCOTT ANKROM.....WR.....Texas Christian..... 308

**1990**

(Drafted 1st)

Rd. Player	Pos.	College	Sel. #
1. (A) No Choice - Used to select Steve Walsh in the 1989 supplemental draft.			
1. (B) EMMITT SMITH.....RB.....Florida..... 17 Choice from Pittsburgh for first-round choice obtained from Minnesota and third-round choice obtained from San Francisco.			
2. ALEXANDER WRIGHT.....WR.....Auburn..... 26			
3. (A) No Choice - Traded to Minnesota in Herschel Walker deal.			
3. (B) JIMMIE JONES.....DT.....Miami..... 64 Choice from New England along with sixth and eighth-round choices for third-round choice obtained from Denver, fifth-round choice obtained from Miami and Cowboys seventh-round choice.			
4. No Choice - Traded to Denver along with Kevin Brooks for third-round choice.			
5. (A) No Choice - Traded to Washington for Dean Hamel.			
5. (B) STAN SMAGALA.....CB.....Notre Dame..... 123 Choice from L.A. Raiders for sixth-round choice obtained from Minnesota, eighth-round choice obtained from New England, ninth-round choice obtained from Seattle, 10th-round choice obtained from Indianapolis and 11th-round choice obtained from San Francisco.			
6. No Choice - Traded to San Diego along with sixth-round choice obtained from New England and sixth-round choice obtained from N.Y. Giants for San Diego's third-round choice in 1991.			
7. No Choice - Traded to New England along with third-round choice obtained from Denver and fifth-round choice obtained from Miami for New England's third, sixth and eighth-round choices.			
8. No Choice - Traded to Detroit for Paul Palmer.			
9. KENNETH GANT.....CB.....Albany State..... 221			
10. No Choice - Traded to Minnesota in Herschel Walker deal.			
11. DAVE HARPER.....LB.....Humboldt State..... 277			
12. No Choice - Used to select Mike Lowman in the 1989 supplemental draft.			

**1991**

(Drafted Alternately 13th and 14th)

Rd. Player	Pos.	College	Sel. #
1. (A) RUSSELL MARYLAND.....DT.....Miami..... 1 Choice from New England for first-round choice obtained from Minnesota, second-round choice, Ron Francis, David Howard and Eugene Lockhart.			
1. (B) ALVIN HARPER.....WR.....Tennessee..... 12			
2. (A) DIXON EDWARDS.....LB.....Michigan State..... 37 Choice from Detroit for first-round choice obtained from Washington.			
2. (B) No Choice - To New England along with first-round choice obtained from Minnesota, Ron Francis, David Howard and Eugene Lockhart for New England's first-round choice.			
3. (A) GODFREY MYLES.....LB.....Florida..... 62 Choice obtained from San Diego for 1990 draft choices.			
3. (B) JAMES RICHARDS.....G.....California..... 64 Choice obtained from Detroit for first-round choice obtained from Washington.			
3. (C) No Choice - Traded to Minnesota in Herschel Walker deal.			
3. (D) ERIK WILLIAMS.....T.....Central St. (OH)..... 70 Choice obtained from New Orleans in Steve Walsh trade.			
4. (A) CURVIN RICHARDS.....RB.....Pittsburgh..... 97			
4. (B) BILL MUSGRAVE.....QB.....Oregon..... 106 Choice obtained from Kansas City in Steve Pelluer trade.			
4. (C) TONY HILL.....DE.....Tenn.-Chattanooga..... 108 Choice obtained from Detroit for first-round choice obtained from Washington.			

4. (D) KEVIN HARRIS.....DE.....Texas Southern..... 110 Choice obtained from New England for first-round pick obtained from Minnesota.			
5. (A) No Choice - Traded to L.A. Raiders for John Gesek.			
5. (B) DARRICK BROWNLOW.....LB.....Illinois..... 132 Choice from Washington for first-round choice obtained from New England.			
6. MIKE SULLIVAN.....OL.....Miami..... 153			
7. (A) LEON LETT.....DE.....Emporia (KS) St..... 173 Choice from Denver for Dave Widell.			
7. (B) No Choice - Traded to L.A. Raiders for Dale Hellestrae.			
8. No Choice - Traded to Phoenix for Rob Awalt.			
9. DAMON MAYS.....WR.....Missouri..... 235			
10. SEAN LOVE.....G.....Penn State..... 264			
11. TONY BOLES.....RB.....Michigan..... 291			
12. LARRY BROWN.....CB.....Tex. Christian..... 320			

**1992**

(Drafted Alternately 24th, 23rd, 22nd, 21st)

Rd. Player	Pos.	College	Sel. #
1. (A) KEVIN SMITH.....CB.....Texas A&M..... 17 Choice from Atlanta along with fifth-round choice for first and fourth-round choices obtained from New England.			
1. (B) ROBERT JONES.....LB.....East Carolina..... 24			
2. (A) JIMMY SMITH.....WR.....Jackson State..... 36 Choice from Cleveland along with fifth-round choice for second-round choice obtained from New Orleans, eighth-round choice obtained from Denver and the Cowboys' third, sixth and twelfth-round choices.			
2. (B) DARREN WOODSON.....S.....Arizona State..... 37 Choice from New England along with first and fourth-round choices for first and third-round choices obtained from Minnesota.			
2. (C) No Choice - Traded to Atlanta along with eighth-round choice for Tony Casillas.			
3. (A) CLAYTON HOLMES.....CB.....Carson-Newman..... 58 Choice from Washington along with second-round choice for second and third-round choices obtained from Kansas City.			
3. (B) No Choice - Traded to Cleveland along with second-round choice obtained from New Orleans, eighth-round choice obtained from Denver and the Cowboys' sixth and twelfth-round choices for second and fifth-round choices.			
3. (C) JAMES BROWN.....T.....Virginia State..... 82 Choice from Detroit along with fourth and ninth-round choices for second-round choice obtained from Washington.			
4. (A) No Choice - Traded to L.A. Raiders for Steve Beuerlein.			
4. (B) TOM MYSLINSKI.....G.....Tennessee..... 109 Choice from Detroit along with third and ninth-round choices for second-round choice obtained from Washington.			
5. (A) GREG BRIGGS.....S.....Texas Southern..... 120 Choice from Atlanta along with first-round choice for first and fourth-round choices obtained from New England.			
5. (B) ROD MILSTEAD.....G.....Delaware State..... 121 Choice from Cleveland along with second-round choice for second-round choice obtained from New Orleans, eighth-round choice obtained from Denver and the Cowboys' third, sixth, and twelfth-round choices.			
5. (C) No Choice - Traded to Houston along with second-round choice in 1991 obtained from Minnesota for Alonzo Highsmith.			
6. (A) FALLON WACASEY.....TE.....Tulsa..... 149 Choice from New England for Jesse Solomon.			
6. (B) No Choice - Traded to Cleveland along with second-round choice obtained from New Orleans, eighth-round choice obtained from Denver and the Cowboys' third and twelfth-round choices for second and fifth-round choices.			
7. No Choice - Traded to L.A. Raiders for Garry Lewis.			
8. No Choice - Traded to Atlanta along with second-round choice for Tony Casillas.			
9. (A) NATE KIRTMAN.....S.....Pomona-Pitzer..... 248			
9. (B) CHRIS HALL.....S.....East Carolina..... 250 Choice from Detroit along with third and fourth-round choices for second-round choice obtained from Washington.			
10. JOHN TERRY.....G.....Livingstone College..... 275			
11. TIM DANIEL.....WR.....Florida A&M..... 302			
12. (A) DONALD HARRIS.....S.....Texas Tech..... 317 Choice from New England for Rich Gicewicz.			
12. (B) No Choice - Traded to Cleveland along with second-round choice obtained from New Orleans, the Cowboys' third and sixth-round choices and the eighth-round choice obtained from Denver for second and fifth-round choices.			

BOLD Indicates Made Active Roster



## 1993

(Drafted 28th)

Rd.	Player	Pos.	College	Sel. #
1.	No Choice - Traded to Green Bay along with fourth-round choice for two seconds, a fourth and an eighth-round choice.			
2.	<b>(A) KEVIN WILLIAMS</b> .....WR.....Miami, Fla. .... 46 Choice from Green Bay along with second, fourth and eighth-round choices for first and fourth-round choices.			
2.	<b>(B) DARRIN SMITH</b> .....LB.....Miami, Fla. .... 54 Choice from Green Bay along with second, fourth and eighth-round choices for first and fourth-round choices.			
2.	(C) No Choice - Traded to San Francisco along with third-round choice in 1994 for Charles Haley.			
3.	MIKE MIDDLETON .....S.....Indiana ..... 84			
4.	<b>(A) DERRICK LASSIC</b> .....RB.....Alabama ..... 94 Choice from Green Bay along with two second-round choices and an eighth-round choice for first and fourth-round choices.			
4.	<b>(B) RON STONE</b> .....T.....Boston College ..... 96 Choice from L.A. Raiders for Alexander Wright.			
4.	(C) No Choice - Traded to Green Bay along with first-round choice for two second, a fourth and eighth round choices.			
5.	No Choice - Traded to Pittsburgh for Thomas Everett.			
6.	BARRY MINTER .....LB.....Tulsa ..... 168			
7.	BROCK MARION .....S.....Nevada-Reno ..... 196			
8.	<b>(A) DAVE THOMAS</b> .....CB.....Tennessee ..... 203 Choice from Tampa Bay for Gary Lewis and an eighth-round choice.			
8.	(B) REGGIE GIVENS .....S.....Penn State ..... 213 Choice from Green Bay along with two second-round choices and a fourth-round choice for first and fourth-round choices.			
8.	(C) No Choice - Traded to Tampa Bay along with Gary Lewis for an eighth-round choice.			

## 1994

(Drafted 28th)

Rd.	Player	Pos.	College	Sel. #
1.	<b>(A) SHANTE CARVER</b> .....DE.....Arizona State ..... 23 Choice from San Francisco along with seventh-round choice for Cowboys' first and second-round choices.			
1.	(B) No Choice - Traded to San Francisco along with second-round choice for first and seventh-round choice.			
2.	<b>(A) LARRY ALLEN</b> .....OL.....Sonoma State ..... 46 Compensatory choice			
2.	(B) No Choice - Traded to San Francisco along with first-round choice for first and seventh-round choice.			
3.	(A) No Choice - Traded to San Francisco along with second-round choice in 1993 for Charles Haley.			
3.	<b>(B) GEORGE HEGAMIN</b> .....T.....North Carolina State ..... 102 Compensatory choice			
4.	<b>(A) WILLIE JACKSON</b> .....WR.....Florida ..... 109 Choice from Tampa Bay in Thomas Everett trade.			
4.	(B) DEWAYNE DOTSON .....LB.....Mississippi ..... 131			
5.	No Choice - Traded to L.A. Raiders along with seventh-round choice obtained from San Francisco for Elvis Patterson and L.A. Raiders seventh-round choice.			
6.	(A) No Choice - Traded to L.A. Rams for Jim Price.			
6.	<b>(B) DARREN STUDSTILL</b> .....DB.....West Virginia ..... 191 Choice from L.A. Rams for fourth-round choice in 1995.			
7.	<b>(A) TODDRICK McINTOSH</b> .....DL.....Florida State ..... 216 Choice from L.A. Raiders along with Elvis Patterson for Cowboys' fifth-round choice and seventh-round choice obtained from San Francisco.			
7.	(B) No Choice - Traded to New England for Hugh Miller.			

## 1995

(Drafted Alternately 28th and 27th)

Rd.	Player	Pos.	College	Sel. #
1.	(A) No Choice - Traded to Tampa Bay for two second-round choices.			
2.	<b>(A) SHERMAN WILLIAMS</b> .....RB.....Alabama ..... 46 Choice from Atlanta along with fourth-round choice for a second-round choice obtained from Tampa Bay.			
2.	<b>(B) KENDELL WATKINS</b> .....TE.....Mississippi State ..... 59			
2.	(C) SHANE HANNAH .....G.....Michigan State ..... 63 Choice from Tampa Bay along with second-round choice for first-round choice.			
3.	CHARLIE WILLIAMS .....S.....Bowling Green ..... 92			
4.	<b>(A) ERIC BJORNSON</b> .....TE.....Washington ..... 110			

Choice from Atlanta along with second-round choice for a second-round choice obtained from Tampa Bay.			
4.	(B) No Choice - Traded to St. Louis for 1994 sixth-round choice.		
4.	<b>(C) ALUNDIS BRICE</b> .....CB.....Mississippi ..... 129 Compensatory choice		
4.	(D) LINC HARDEN .....LB.....Oklahoma State ..... 130 Compensatory choice		
5.	(A) No Choice - Used to select John Davis in the 1994 supplemental draft.		
5.	<b>(B) EDWARD HERVEY</b> .....WR.....Southern Cal ..... 166 Compensatory choice		
5.	(C) DANA HOWARD .....LB.....Illinois ..... 168 Compensatory choice		
6.	No Choice - Traded to Chicago along with Vinson Smith and Barry Minter for Kelly Blackwell, Markus Paul and John Roper.		
7.	<b>OSCAR STURGIS</b> .....DE.....North Carolina ..... 236		

## 1996

(Drafted 30th)

Rd.	Player	Pos.	College	Sel. #
1.	No Choice - Traded to Washington for a second and third-round choice.			
2.	<b>(A) KAVIKA PITTMAN</b> .....DE.....McNeese State ..... 37 Choice from Washington along with third-round choice for first-round choice.			
2.	<b>(B) RANDALL GODFREY</b> .....LB.....Georgia ..... 49 Choice from Miami for second-round choice and fourth-round choice obtained from N.Y. Giants as compensation for signing Ron Stone.			
2.	(C) No Choice - Traded to Miami along with fourth-round choice obtained from N.Y. Giants as compensation for signing of Ron Stone for second-round choice.			
3.	<b>(A) CLAY SHIVER</b> .....C.....Florida State ..... 67 Choice from Washington along with second-round choice for first-round choice.			
3.	(B) No Choice - Used to select Darren Benson in the 1995 supplemental draft.			
3.	<b>(C) STEPFRET WILLIAMS</b> .....WR.....N.E. Louisiana ..... 94 Compensatory choice			
3.	<b>(D) MIKE ULUFALE</b> .....DL.....Brigham Young ..... 95 Compensatory choice			
4.	No Choice - Traded to Atlanta along with fifth-round choice for Roger Harper.			
5.	(A) KENNETH McDANIEL .....G.....Norfolk State ..... 157 Choice from Baltimore for fourth-round choice in 1997.			
5.	(B) No Choice - Traded to Atlanta along with fourth-round choice for Roger Harper.			
5.	<b>(C) ALAN CAMPOS</b> .....LB.....Louisville ..... 167 Compensatory choice			
6.	(A) No Choice - Traded to Chicago for Jim Schwartz.			
6.	<b>(B) WENDELL DAVIS</b> .....CB.....Oklahoma ..... 207 Compensatory choice			
7.	RYAN WOOD .....FB.....Arizona State ..... 243			

## 1997

(Drafted Alternately 25th, 24th, 23rd, 22nd)

Rd.	Player	Pos.	College	Sel. #
1.	<b>(A) DAVID LaFLEUR</b> .....TE.....Louisiana State ..... 22 Choice from Philadelphia for first-round choice, fifth-round choice and third-round choice in 1998.			
1.	(B) No Choice - Traded to Philadelphia along with fifth-round choice and third-round choice in 1998 for first-round choice.			
2.	No Choice - Traded to Detroit for third and fourth-round choices.			
3.	<b>(A) DEXTER COAKLEY</b> .....LB.....Appalachian State ..... 65 Choice from Detroit along with fourth-round choice for second-round choice.			
3.	<b>(B) STEVE SCIFRES</b> .....G/T.....Wyoming ..... 83			
3.	<b>(C) KENNY WHEATON</b> .....CB.....Oregon ..... 94 Compensatory Choice			
4.	<b>(A) ANTONIO ANDERSON</b> .....DT.....Syracuse ..... 101 Choice from Detroit along with third-round choice for second-round choice.			
4.	(B) No Choice - Traded to Baltimore for 1996 fifth-round choice.			
4.	(C) MACEY BROOKS .....WR.....James Madison ..... 127 Compensatory Choice			
4.	<b>(D) NICKY SUALUA</b> .....FB.....Ohio State ..... 129 Compensatory Choice			
5.	No Choice - Traded to Philadelphia along with first-round choice and third-round choice in 1998 for first-round choice.			

BOLD Indicates Made Active Roster

6. LEE VAUGHN .....CB.....Wyoming ..... 187  
7. OMAR STOUTMIRE .....S.....Fresno State ..... 224

**1998**

(Drafted Alternately 8th, 7th, 9th)

Rd.	Player	Pos.	College	Sel. #
1.	GREG ELLIS	DE	North Carolina	8
2.	FLOZELL ADAMS	T	Michigan State	38
3.	No Choice - Traded to Philadelphia along with first-round choice and fifth-round choice in 1997 for first-round choice in 1997.			
4.	MICHAEL MYERS	DL	Alabama	100
5.	(A) DARREN HAMBRICK	LB	South Carolina	130
5.	(B) OLIVER ROSS	OL	Iowa State	138
	Choice from Seattle for sixth and seventh-round choices in 1998.			
6.	(A) No Choice - Traded to Seattle along with seventh-round choice for fifth-round choice.			
6.	(B) IZELL REESE	S	Alabama-Birmingham	188
	Compensatory Choice			
7.	(A) No Choice - Traded to Seattle along with sixth-round choice for fifth-round choice.			
7.	(B) TARIK SMITH	RB	California	223
	Compensatory Choice			
7.	(C) ANTONIO FLEMING	G	Georgia	227
	Compensatory Choice			
7.	(D) ROD MONROE	TE	Cincinnati	237
	Compensatory Choice			

**1999**

(Drafted Alternately 22nd, 23rd, 24th)

Rd.	Player	Pos.	College	Sel. #
1.	(A) EBENEZER EKUBAN	DE	North Carolina	20
1.	(B) No Choice - Traded to Seattle along with fifth round choice obtained from Carolina as compensation for the signing of Patrick Jeffers for first round choice.			
2.	SOLOMON PAGE	T	West Virginia	55
3.	DAT NGUYEN	LB	Texas A&M	85
4.	(A) WANE MCGARITY	WR	Texas	118
4.	(B) PEPPI ZELLNER	DE	Fort Valley State	132
	Compensatory Choice			
5.	No Choice - Traded to Denver for past considerations.			
6.	MARTAY JENKINS	WR	Nebraska-Omaha	193
4.	(A) MIKE LUCKY	TE	Arizona	229
7.	(B) KELVIN GARMON	OL	Baylor	243
	Compensatory Choice			

**2000**

(Drafted Alternately 19th, 18th, 17th, 16th, 15th, 14th, 13th)

1. No Choice - Traded to Seattle along with first-round choice in 2001 for Joey Galloway.  
2. DWAYNE GOODRICH .....CB.....Tennessee ..... 49  
3. No Choice - Traded to Seattle for James McKnight.  
4. KAREEM LARRIMORE .....CB.....West Texas A&M ..... 109  
5. MICHAEL WILEY .....RB.....Ohio State ..... 144  
6. MARIO EDWARDS .....CB.....Florida State ..... 180  
7. ORANTES GRANT .....LB.....Georgia ..... 219

**2001**

(Drafted Alternately 7th, 6th, 8th)

Rd.	Player	Pos.	College	Sel. #
1.	No Choice - Traded to Seattle along with first-round choice in 2000 for Joey Galloway.			
2.	(A) No Choice - Traded to Indianapolis for second-round and third-round draft choices.			
2.	(B) QUINCY CARTER	QB	Georgia	53
	Choice from New Orleans for third-round draft choice and third-round draft choice obtained from Indianapolis.			
2.	(C) TONY DIXON	S	Alabama	56
	Choice from Miami along with fourth-round draft choice for second-round draft choice obtained from Indianapolis.			
3.	(A) No Choice - Traded to New Orleans along with third-round draft choice obtained from Indianapolis for second-round draft choice.			

3. (B) WILLIE BLADE .....DT.....Mississippi St ..... 93  
Compensatory Choice  
4. (A) No Choice - Traded to Atlanta along with seventh-round choice in 2002 for O.J. Santiago.  
4. (B) MARKUS STEELE .....LB.....Southern California ..... 122  
Choice from Miami along with second-round choice for second-round choice.  
5. MATT LEHR .....G.....Virginia Tech ..... 137  
6. DALEROY STEWART .....DT.....Southern Mississippi ..... 171  
7. (A) COLSTON WEATHERTON .....DE.....Central Missouri St ..... 207  
7. (B) JOHN NIX .....DT.....Southern Mississippi ..... 240  
Compensatory Choice  
7. (C) CHAR-RON DORSEY T .....Florida State ..... 242  
Compensatory Choice

**2002**

(Drafted Alternately 6th, 5th, 7th)

Rd.	Player	Pos.	College	Sel. #
1.	(A) No Choice - Traded to Kansas City for first and third round choices in 2002 and sixth round choice in 2003.			
1.	(B) ROY WILLIAMS	S	Oklahoma	8
	Choice from Kansas City along with third round choice in 2002 and sixth round choice in 2003 for first round choice.			
2.	(A) ANDRE GURUDE	G	Colorado	37
2.	(B) ANTONIO BRYANT	WR	Pittsburgh	63
	Choice from Chicago along with fourth round choice for third, fourth and fifth round choices.			
3.	No Choice - Traded to Chicago along with fourth and fifth round choices for second and fourth round choices.			
3.	DEREK ROSS	CB	Ohio State	75
	Choice from Kansas City along with first round choice in 2002 and sixth round choice in 2003 for first round choice.			
4.	(A) No Choice - Traded to Chicago along with third and fifth round choices for second and fourth round choices.			
4.	(B) JAMAR MARTIN	FB	Ohio State	129
	Choice from Chicago along with second round choice for third, fourth and fifth round choices.			
5.	(A) No Choice - Traded to Chicago along with third and fourth round choices for second and fourth round choices.			
5.	(B) PETE HUNTER	CB	Virginia Union	168
	Choice from New England for seventh round choice in 2002 obtained from Miami and fifth round choice in 2003.			
6.	(A) TYSON WALTER	T	Ohio State	179
6.	(B) DEVEREN JOHNSON	WR	Sacred Heart	208
	Compensatory Choice			
6.	(C) BOB SLOWIKOWSKI	TE	Virginia Tech	211
	Compensatory Choice			
7.	No Choice - Traded to Atlanta along with fourth round choice in 2001 for O.J. Santiago.			

**2003**

(Drafted alternately 5th and 6th)

Rd.	Player	Pos.	College	Sel. #
1.	TERENCE NEWMAN	CB	Kansas State	5
2.	AL JOHNSON	C	Wisconsin	38
3.	JASON WITTEN	TE	Tennessee	69
4.	BRADIE JAMES	LB	Louisiana State	103
5.	No Choice - Traded to New England along with seventh-round choice in 2002 obtained from Miami for fifth-round choice in 2002.			
6.	(A) B.J. TUCKER	CB	Wisconsin	178
6.	(B) ZURIEL SMITH	WR	Hampton	186
	Choice from Kansas City along with first- and third-round choices in 2002 for first-round choice in 2002.			
7.	JUSTIN BATES	G	Colorado	219

**2004**

(Drafted alternately 22nd, 21st, 20th, 25th, 24th, 23rd)

Rd.	Player	Pos.	College	Sel. #
1.	No Choice - Traded to Buffalo for second and fifth round choices in 2004 and first round choice in 2005.			
2.	(A) JULIUS JONES	RB	Notre Dame	43
	Choice from Buffalo along with fifth round choice and first round choice in 2005 for first round choice.			



2. (B) JACOB ROGERS	.....T	.....Southern Cal	.....52
3. STEPHEN PETERMAN	.....G	.....Louisiana State	.....83
4. BRUCE THORNTON	.....CB	.....Georgia	.....121
5. (A) SEAN RYAN	.....TE	.....Boston College	.....144
Choice from Buffalo along with second round choice and first round choice in 2005 for first round choice.			
5. (B) No Choice	- Traded to New Orleans for sixth and seventh round choices.		
6. No Choice	- Traded to Green Bay for Terry Glenn		
7. (A) NATHAN JONES	.....CB	.....Rutgers	.....205
Choice from Oakland along with another seventh round choice for sixth round choice.			
7. (B) PATRICK CRAYTON	.....WR	.....NW Oklahoma	.....216
Choice from Tampa Bay along with Darian Barnes for seventh round choice.			
7. (C) JACQUES REEVES	.....CB	.....Purdue	.....223
Choice from Oakland along with another seventh round choice for a sixth round choice.			
Pick was originally traded by Dallas to Oakland for Kenyon Coleman.			

## 2005

(Drafted alternately 11th, 10th, 9th, 8th, 12th)

Rd.	Player	Pos.	College	Sel. #
1. (A) DEMARCUS WARE	.....DE	.....Troy	.....	.....11
1. (B) MARCUS SPEARS	.....DE	.....Louisiana State	.....	.....20
Choice from Buffalo along with second and fifth round choices in 2004 for first round choice in 2004.				
2. KEVIN BURNETT	.....LB	.....Tennessee	.....	.....42
No Choice - Traded to Houston for Drew Henson				
4. (A) MARION BARBER III	.....RB	.....Minnesota	.....	.....109
4. (B) CHRIS CANTY	.....DE	.....Virginia	.....	.....132
Choice from Philadelphia along with sixth round choice in 2006 or fifth round choice in 2005 and fourth round choice in 2006.				
5. No Choice - Traded to Philadelphia along with fourth round choice in 2006 for fourth round choice in 2005 and sixth round choice in 2006.				
6. (A) No Choice	- Traded to Oakland along with seventh round choice in 2004 for Kenyon Coleman.			
6. (B) JUSTIN BERIAULT	.....S	.....Ball State	.....	.....206
Compensatory Choice				
6. (C) ROB PETITTI	.....T	.....Pittsburgh	.....	.....209
Compensatory Choice				
7. JAY RATLIFF	.....DT	.....Auburn	.....	.....224

## 2006

(Drafted alternately 18th, 17th, 16th, 19th)

Rd.	Player	Pos.	College	Sel. #
1. BOBBY CARPENTER	.....LB	.....Ohio State	.....	.....18
(A) No Choice - Traded to N.Y. Jets for second, sixth and seventh round choices.				
2. (B) ANTHONY FASANO	.....TE	.....Notre Dame	.....	.....53
Choice from N.Y. Jets along with sixth and seventh round choices for second round choice.				
3. (A) No Choice - Traded to Jacksonville for third and fourth round choices.				
3. (B) JASON HATCHER	.....DE	.....Grambling	.....	.....92
Choice from Jacksonville along with fourth round choice for third round choice.				
4. (A) No Choice - Traded to Philadelphia along with fifth round choice in 2005 for fourth round choice in 2005 and sixth round choice in 2006.				
4. (B) SKYLER GREEN	.....WR	.....Louisiana State	.....	.....125
Choice from Jacksonville along with third round choice for third round choice.				
5. (A) PAT WATKINS	.....S	.....Florida State	.....	.....138
Choice from N.Y. Jets for fifth and sixth round choices.				
(B) No Choice - Traded to N.Y. Jets along with sixth round choice for fifth round choice.				
6. (A) MONTAVIOUS STANLEY	.....DT	.....Louisville	.....	.....182
Choice from Philadelphia along with fourth round choice in 2005 for fifth round choice in 2005 and fourth round choice in 2006.				
(B) No Choice - Traded to Kansas City for Scott Fujita.				
7. (A) PAT McQUISTAN	.....T	.....Weber State	.....	.....211
Choice from N.Y. Jets along with second and sixth round choices for second round choice.				
7. (B) E.J. WHITLEY	.....G	.....Texas Tech	.....	.....224

## 2007

(Drafted alternately 22nd, 21st, 24th, 23rd)

Rd.	Player	Pos.	College	Sel. #
1. (A) No Choice - Traded to Cleveland for second round choice and first round choice in 2008.				
1. (B) ANTHONY SPENCER	.....DE	.....Purdue	.....	.....26
Choice from Philadelphia for second round choice from Cleveland and third and fifth round choices.				
2. No Choice - Traded to Cleveland along with sixth round choice for third, fourth and sixth round choices.				
3. (A) JAMES MARTEN	.....T	.....Boston College	.....	.....67
Choice from Cleveland along with fourth and sixth round choices for second and sixth round choices.				
3. (B) No Choice - Traded to Philadelphia along with second round choice from Cleveland and fifth for first round choice.				
4. (A) ISAIAH STANBACK	.....WR	.....Washington	.....	.....103
Choice from Cleveland along with third and sixth round choices for second and sixth round choices.				
4. (B) DOUG FREE	.....T	.....Northern Illinois	.....	.....122
5. No Choice - Traded to Philadelphia along with second round choice from Cleveland and third for first round choice.				
6. (A) NICK FOLK	.....K	.....Arizona	.....	.....178
Choice from Cleveland along with third and fourth round choices for second and sixth round choices.				
6. (B) DEON ANDERSON	.....FB	.....Connecticut	.....	.....195
Choice reacquired from Cleveland for sixth round choice from N.Y. Jets in Pete Hunter trade and seventh round choice.				
7. (A) COURTNEY BROWN	.....CB	.....Cal Poly	.....	.....212
Choice from N.Y. Jets for Sean Ryan.				
7. (B) No Choice - Traded to Cleveland along with sixth round choice for sixth round choice.				
7. (C) ALAN BALL	.....CB	.....Illinois	.....	.....237
Choice from New Orleans for Scott Shanle.				

## 2008

(Drafted alternately 28th, 30th, 29th)

Rd.	Player	Pos.	College	Sel. #
1. (A) FELIX JONES	.....RB	.....Arkansas	.....	.....22
Choice from Cleveland along with second round choice in 2007 for first round choice in 2007.				
1. (B) MIKE JENKINS	.....CB	.....South Florida	.....	.....25
Choice from Seattle for first, fifth and seventh round choices.				
2. MARTELLUS BENNETT	.....TE	.....Texas A&M	.....	.....61
3. No Choice - Traded to Detroit for fourth round choice and fourth round choice in 2009.				
4. (A) No Choice - Traded to Oakland for fourth and seventh round choices. Pick was originally traded by Miami to Dallas for Akin Ayodele and Anthony Fasano.				
4. (B) No Choice - Traded to Cleveland for fourth and fifth round choices. Pick was originally obtained from Oakland.				
4. (C) No Choice - Traded to Cleveland for third round choice in 2009. Pick was originally obtained from Detroit.				
4. (D) TASHARD CHANCE	.....RB	.....Georgia Tech	.....	.....122
Choice from Cleveland along with fifth round choice for fourth round choice.				
4. (E) No Choice - Traded to Tennessee for Adam Jones.				
5. (A) ORLANDO SCANDRICK	.....CB	.....Boise State	.....	.....143
Choice from Jacksonville for fifth and seventh round choices.				
6. (A) ERIK WALDEN	.....LB	.....Middle Tennessee St	.....	.....167
Choice from Miami along with sixth round choice in 2009 for Jason Ferguson and sixth round choice.				
6. (B) No Choice - Traded to Miami for Jason Ferguson for sixth choice and sixth round choice in 2009.				
7. (A) No Choice - Traded to Jacksonville along with fifth round choice for fifth round choice.				
7. (B) No Choice - Traded to Seattle along with first and fifth round choice for first round choice.				

## 2009

(Drafted alternately 20th, 19th, 18th, 17th)

Rd.	Player	Pos.	College	Sel. #
1. No choice - traded to Detroit along with third and sixth round choice for Roy Williams and seventh round choice.				
2. No choice - traded to Buffalo for third and fourth round choices.				
3. (A) JASON WILLIAMS	.....LB	.....Western Illinois	.....	.....69
Choice from Cleveland for fourth round choice in 2008.				

- 3. (B) ROBERT BREWSTER .....T.....Ball State.....75  
Choice from Buffalo along with fourth round choice for second round choice.
- 3. (C) No choice – traded to Detroit along with first and sixth round choices for Roy Williams and seventh round choice.
- 4. (A) STEPHEN McGEE .....CB.....Texas A&M.....101  
Choice from Detroit along with a fourth round choice in 2008 for third round choice in 2008.
- 4. (B) VICTOR BUTLER .....LB.....Oregon State.....110  
Choice from Buffalo along with third round choice for second round choice.
- 4. (C) No choice – traded to Tampa Bay for fourth round choice and seventh round choice.
- 4. (D) BRANDON WILLIAMS .....LB.....Texas Tech.....120  
Choice from Tampa Bay along with seventh round choice for fourth round choice.
- 5. (A) DeANGELO SMITH .....CB.....Cincinnati.....143  
Choice from Atlanta for fifth round choice and seventh round choice.
- 5. (B) MICHAEL HAMLIN .....S.....Clemson.....166  
Choice from Tennessee for Adam Jones and fourth round choice in 2008.
- 5. (C) DAVID BUEHLER .....K.....Southern Cal.....172  
Compensatory Choice
- 6. (A) No choice – traded to Detroit along with first and third round choice for Roy Williams and seventh round choice.
- 6. (B) STEPHEN HODGE .....LB.....Texas Christian.....197  
Choice from Miami along with sixth round choice in 2008 for Jason Ferguson along with sixth round choice in 2008.
- 6. (C) JOHN PHILLIPS .....TE.....Virginia.....208  
Compensatory Choice
- 7. (A) MIKE MICKENS .....CB.....Cincinnati.....227
- 7. (B) MANUEL JOHNSON .....WR.....Oklahoma.....229  
Choice from Tampa Bay along with fourth round choice for fourth round choice.

## 2010

(Drafted 27th)

Rd.	Player	Pos.	College	Sel. #
1.	DEZ BRYANT	WR	Oklahoma State	24
	Choice from New England along with fourth round choice in 2010 for first and third round choice in 2010.			
2.	SEAN LEE	LB	Penn State	55
	Choice from Philadelphia for second and fourth round choices.			
3.	No Choice – Traded to New England for first and fourth round choice in 2010 along with first round choice in 2010.			
4.	AKWASI OWUSU-ANSAH	S	Indiana (PA)	126
	Choice from San Diego along with sixth round choice for fourth round choice.			
5.	No Choice – Traded to Denver for Montae Holland.			
6.	(A) SAM YOUNG	T	Notre Dame	179
	Choice from San Diego along with fourth round choice for fourth round choice.			
6.	(B) JAMAR WALL	CB	Texas Tech	196
7.	SEAN LISSEMORE	DL	William & Mary	234

## 2011

(Drafted alternately 9th, 8th 7th)

Rd.	Player	Pos.	College	Sel. #
1.	TYRON SMITH	T	Southern California	9
2.	BRUCE CARTER	LB	North Carolina	40
3.	DeMARCUS MURRAY	RB	Oklahoma	71
4.	DAVID ARKIN	G	Missouri State	110
5.	JOSH THOMAS	CB	Buffalo	143
6.	DWAYNE HARRIS	WR	East Carolina	176
7.	No Choice – Selected Josh Brent in the 2010 Supplemental Draft			
7.	(A) SHAUN CHAPAS	FB	Georgia	220
	Choice from San Diego for Patrick Crayton			
7.	(B) BILL NAGY	C	Wisconsin	252

## 2012

(Drafted alternately 14th, 13th 19th, 18th, 17th, 16th, 15th)

Rd.	Player	Pos.	College	Sel. #
1.	MORRIS CLAIBORNE	CB	Louisiana State	6
	Choice from St. Louis through Washington for first and second round choice.			
2.	No Choice – traded to St. Louis along with first round choice for first round choice.			
3.	TYRONE CRAWFORD	DE	Boise State	81

- 4. (A) KYLE WILBER .....LB.....Wake Forest.....113
- 4. (B) MATT JOHNSON .....S.....Eastern Washington.....135  
Compensatory Choice
- 5. DANNY COALE .....WR.....Virginia Tech.....152
- 6. JAMES HANNA .....TE.....Oklahoma.....296
- 7. CALEB McSURDY .....LB.....Montana.....222

## 2013

(Drafted alternately 18th, 17th)

- 1. (A) No Choice – traded to San Francisco for first and third round choices in 2013.
- 1. (B) TRAVIS FREDERICK C/G .....Wisconsin.....31  
Choice from San Francisco along with third round choice in 2013 for first round choice in 2013.
- 2. GAVIN ESCOBAR .....TE.....San Diego State.....47
- 3. (A) TERRANCE WILLIAMS WR .....Baylor.....74  
Choice from San Francisco along with first round choice in 2013 for first round choice in 2013.
- 3. (B) J.J. WILCOX .....S.....Georgia Southern.....80
- 4. B.W. WEBB .....CB.....William & Mary.....114
- 5. JOSEPH RANDLE .....RB.....Oklahoma State.....151
- 6. DEVONTE HOLLOMAN LB .....South Carolina.....185
- 7. No Choice – traded to Miami for Ryan Cook.

## 2014

(Drafted alternately 16th, 15th, 14th, 19th, 18th, 17th)

- 1. Zack Martin .....G.....Notre Dame.....16
- 2. DeMarcus Lawrence .....DE.....Boise State.....34  
Choice from Washington for second round and third round choices in 2014.
- 3. No Choice – traded to Washington along with second round choice for second round choice.
- 4. Anthony Hitchens .....LB.....Iowa.....119
- 5. Devin Street .....WR.....Pittsburgh.....146  
Choice from Detroit for fifth and seventh round choices in 2014
- 7. (A) Ben Gardner .....DE.....Stanford.....231
- 7. (B) Will Smith .....LB.....Texas Tech.....238
- 7. (C) Ahmad Dixon .....S.....Baylor.....248
- 7. (D) Ken Bishop .....NT.....Northern Illinois.....251
- 7. (E) Terrance Mitchell .....CB.....Oregon.....254

**BOLD** Indicates Made Active Roster



The Dallas Cowboys selected Notre Dame All-American offensive lineman Zack Martin with the 16th overall pick in the first round of the 2014 NFL Draft.



# Cowboys and Free Agency

**1990**

**PLAN B**

**PLAYERS SIGNED (5):**

C Eric Coyle  
(from Washington)  
DB Ray Horton  
(from Cincinnati)  
TE Anthony Jones  
(from San Diego)  
LB Eric Naposki  
(from New England)  
RB Kevin Scott  
(from San Diego)

**PLAYERS LOST (6):**

C Bob Brotzki  
(by Atlanta)  
TE Doug Cosbie  
(by Denver)  
RB Mark Higgs  
(by Philadelphia)  
LB Garth Jax  
(by Phoenix)  
WR Mike Sherrard  
(by San Francisco)  
QB Kevin Sweeney  
(by San Francisco)

**1990**

**PLAN B**

**PLAYERS SIGNED (16):**

FB Tommie Agee  
(from Kansas City)  
T Louis Cheek  
(from Miami)  
LB Terrence Cooks  
(from New England)  
DB Antonio Gibson  
(from New Orleans)  
WR Rod Harris  
(from New Orleans)  
OL Greg Johnson  
(from Miami)  
LB Walter Johnson  
(from New Orleans)  
RB Keith Jones  
(from Cleveland)  
WR Dennis McKinnon  
(from Chicago)  
TE Jay Novacek  
(from Phoenix)  
DE Lybrant Robinson  
(from Washington)  
G Tony Slaton  
(from L.A. Rams)  
LB Vinson Smith  
(from Pittsburgh)  
DE Anthony Spears  
(from Houston)  
S James Washington  
(from L.A. Rams)  
WR Mike Williams  
(from Detroit)

**PLAYERS LOST (4):**  
WR Cornell Burbage  
(by Minnesota)  
WR Bernard Ford  
(by Houston)  
RB Paul Palmer  
(by Cincinnati)  
C Bob White  
(by New England)

**1991**

**PLAN B**

**PLAYERS SIGNED (4):**

DB Odie Harris  
(from Tampa Bay)  
TE Craig Hudson  
(from Green Bay)  
TE Alfredo Roberts  
(from Kansas City)  
OL Alan Veingard  
(from Green Bay)

**PLAYERS LOST (2):**

G Crawford Ker  
(by Denver)  
FB Robert Pernyman  
(by Denver)

**1992**

**PLAN B**

**PLAYERS SIGNED (4):**

LB Bernard Clark  
(from Cincinnati)  
G/C Frank Cornish  
(from San Diego)  
K Brad Daluiso  
(from Buffalo)  
CB Brian Mitchell  
(from Atlanta)

**PLAYERS LOST (6):**

TE Rob Awalt  
(by Denver)  
LB Darrick Brownlow  
(by Buffalo)  
LB Jack Del Rio  
(by Minnesota)  
CB Manny Hendrix  
(by San Francisco)  
S Stan Smagala  
(by Pittsburgh)  
K Ken Willis  
(by Tampa Bay)

**1993**

**PLAYERS SIGNED (0):**

**PLAYERS LOST (2):**

QB Steve Buerlein  
(by Phoenix)  
WR Kelvin Martin  
(by Seattle)

**1994**

**PLAYERS SIGNED (2):**

G Derek Kennard  
(from New Orleans)  
QB Rodney Peete  
(from Detroit)

**PLAYERS LOST (8):**

DT Tony Casillas  
(by Kansas City)  
G/C Frank Cornish  
(by Minnesota)  
G John Gesek  
(by Washington)  
G/T Kevin Gogan  
(by L.A. Raiders)  
DT Jimmie Jones  
(by L.A. Rams)

QB Bernie Kosar  
(by Miami)  
K Eddie Murray  
(by Philadelphia)  
LB Ken Norton  
(by San Francisco)

**1995**

**PLAYERS SIGNED (3):**

C Ray Donaldson  
(from Seattle)  
RB David Lang  
(from St. Louis)  
CB Deion Sanders  
(from San Francisco)

**PLAYERS LOST (11):**

LB Darnack Brownlow  
(by Washington)  
G/C Frank Cornish  
(by Jacksonville)  
TE Scott Galbraith  
(by Washington)  
S Kenneth Gant  
(by Tampa Bay)  
WR Alvin Harper  
(by Tampa Bay)  
DE Jim Jeffcoat  
(by Buffalo)  
QB Rodney Peete  
(by Philadelphia)  
C Mark Stepnoski  
(by Houston)  
RB Blair Thomas  
(by Atlanta)  
LB Matt Vanderbeek  
(by Washington)  
S James Washington  
(by Washington)

**1996**

**PLAYERS SIGNED (2):**

LB Fred Strickland  
(from Green Bay)  
CB Robert Bailey  
(by Miami)

**PLAYERS LOST (5):**

CB Larry Brown  
(by Oakland)  
LB Dixon Edwards  
(by Minnesota)  
LB Robert Jones  
(by St. Louis)  
DT Russell Maryland  
(by Oakland)  
G/T Ron Stone\*  
(by N.Y. Giants)

**1997**

**PLAYERS SIGNED (0):**

**PLAYERS LOST (6):**

K Chris Boniol  
(by Philadelphia)  
P John Jett  
(by Detroit)  
LB Godfrey Myles  
(by Denver)  
LB Jim Schwartz\*  
(by San Francisco)  
LB Darrin Smith  
(by Philadelphia)  
S George Teague  
(by Miami)

**1998**

**PLAYERS SIGNED (1):**

G Everett Molver  
(from Miami)

**PLAYERS LOST (3):**

G/C John Flannery  
(by St. Louis)  
G/T George Hegamin  
(by Philadelphia)  
S Brock Marion  
(by Miami)

**1999**

**PLAYERS SIGNED (2):**

WR Raghbi Ismail  
(from Carolina)  
C Mark Stepnoski  
(from Tennessee)

**PLAYERS LOST (3):**

WR Patrick Jeffers\*  
(by Carolina)  
C Clay Shiver  
(by Denver)  
DT Artie Smith  
(by Kansas City)

**2000**

**PLAYERS SIGNED (4):**

LB Joe Bowden  
(from Tennessee)  
TE Jackie Harris  
(from Tennessee)  
QB Paul Justin  
(from St. Louis)  
CB Ryan McNeil  
(from Cleveland)

**PLAYERS LOST (8):**

TE Eric Bjornson  
(by New England)  
RB Robert Chanocay\*  
(by San Diego)  
QB Jason Garrett  
(by N.Y. Giants)  
LB Randall Godfrey  
(by Tennessee)  
P Toby Gowin\*  
(by New Orleans)  
LB Lemanski Hall  
(by Minnesota)  
G/C Tom Mysinski  
(by Pittsburgh)  
DE Kavika Pittman  
(by Denver)

**2001**

**PLAYERS SIGNED (0):**

**PLAYERS LOST (3):**

QB Randall Cunningham  
(by Baltimore)  
DT Leon Lett  
(by Denver)  
WR James McKnight  
(by Miami)

\*Restricted Free Agent

**2002****PLAYERS SIGNED (4):**

DT La'Ro'i Glover  
(from New Orleans)  
LB Kevin Hardy  
(from Jacksonville)  
TE Jeff Robinson  
(from St. Louis)  
CB Bryant Westbrook  
(Detroit)

**PLAYERS LOST (1):**

S Izell Reese  
(by Denver)

**2003****PLAYERS SIGNED (6):**

FB Richie Anderson  
(from N.Y. Jets)  
TE Dan Campbell  
(from N.Y. Giants)  
P Toby Gowin  
(from New Orleans)  
CB Donald Mitchell  
(from Tennessee)  
LB Al Singleton  
(from Tampa Bay)  
T Ryan Young  
(from Houston)

**PLAYERS LOST (3):**

LB Kevin Hardy  
(by Cincinnati)  
DT Brandon Noble  
(by Washington)  
DE Peppi Zeller  
(by Washington)

**2004****PLAYERS SIGNED (0):****PLAYERS LOST (2):**

CB Mario Edwards  
(by Tampa Bay)  
DE Ebenezer Ekuban  
(by Cleveland)

**2005****PLAYERS SIGNED (4):**

DT Jason Ferguson  
(from N.Y. Jets)  
CB Anthony Henry  
(from Cleveland)  
G Marco Rivera  
(from Green Bay)  
RB Anthony Thomas  
(from Chicago)

**PLAYERS LOST (0):****2006****PLAYERS SIGNED (6):**

LB Akin Ayodele  
(from Jacksonville)  
LB Rocky Borman  
(from Tennessee)  
T Jason Fabin  
(from N.Y. Jets)  
TE Ryan Hannam  
(from Seattle)  
G Kyle Kosier  
(from Detroit)  
K Mike Vanderjagt  
(from Indianapolis)

**PLAYERS LOST (3):**

TE Dan Campbell  
(by Detroit)  
LB Scott Fujita  
(by New Orleans)  
T Torin Tucker\*  
(by Tampa Bay)

**2007****PLAYERS SIGNED (2):**

T Leonard Davis  
(from Arizona)  
S Ken Hamlin  
(from Seattle)

**PLAYERS LOST (3):**

DE Kenyon Coleman  
(by N.Y. Jets)  
LB Ryan Fowler  
(by Tennessee)  
C AJ Johnson

**2008****PLAYERS SIGNED (0):****PLAYERS LOST (4):**

S Keith Davis  
(by Miami)  
RB Julius Jones  
(by Seattle)  
CB Nathan Jones  
(by Miami)  
CB Jacques Reeves  
(by Houston)

**2009****PLAYERS SIGNED (3):**

LB Keith Brooking  
(from Atlanta)  
DE Igor Olshansky  
(from San Diego)  
S Gerald Sensabaugh  
(from Jacksonville)

**PLAYERS LOST (6):**

G Joe Beger  
(by Miami)  
LB Kevin Burnett  
(by San Diego)  
DE Chris Carty  
(by N.Y. Giants)  
S Keith Davis  
(by Oakland)  
NT Tank Johnson  
(by Cincinnati)  
LB Zach Thomas  
(by Kansas City)

**2010****PLAYERS SIGNED (0):****PLAYERS LOST (2):**

S Ken Hamlin  
(by Baltimore)  
G Cory Procter  
(by Miami)

**2011****PLAYERS SIGNED (1):**

DE Kenyon Coleman  
(Cleveland)

**PLAYERS LOST (2):**

DE Stephen Bowen  
(by Washington)  
WR Sam Hurd  
(by Chicago)

**2012****PLAYERS SIGNED (7):**

G Mackenzy Bernadeau  
(Carolina)  
CB Brandon Carr  
(Kansas City)  
LB Dan Connor  
(Carolina)  
G Nate Livings  
(Cincinnati)  
QB Kyle Orton  
(Kansas City)  
S Brodney Pool  
(N.Y. Jets)  
FB Lawrence Vickers  
(Houston)

**PLAYERS LOST (6):**

CB Alan Ball  
(Houston)  
TE Martellus Bennett  
(N.Y. Giants)  
S Abram Elam  
(Kansas City)

FB Tony Fiammetta  
(New England)  
LB Bradie James  
(Houston)  
WR Laurent Robinson  
(Jacksonville)

**2013****PLAYERS SIGNED (2):**

S Will Allen  
(Pittsburgh)  
LB Justin Durant  
(Detroit)

**PLAYERS LOST (5):**

LB Victor Butler  
(New Orleans)  
DE Kenyon Coleman  
(New Orleans)  
CB Mike Jenkins  
(Oakland)  
WR Kevin Ogletree  
(Tampa Bay)  
TE John Phillips  
(San Diego)

**2014****PLAYERS SIGNED (2):**

DT Henry Melton  
(Chicago)  
DE Jeremy Mincey  
(Denver)


**PLAYERS LOST (3):**

DT Jason Hatcher  
(Washington)  
S Danny McCray  
(Chicago)  
DE Jarvis Wynn  
(Buffalo)

\*Restricted Free Agent



The Dallas Cowboys added two players during the 2014 free agency period - both defensive line additions. (Left) Henry Melton (Chicago) and (right) DE Jeremy Mincey (Denver) are looking to contribute to the defensive front in 2014.





# 2013 SEASON



## Individual Game-by-Game Rushing

		DeMarco Murray				Joseph Randle				Lance Dunbar						
		No	Yds	Avg	Lg	TD	No	Yds	Avg	Lg	TD	No	Yds	Avg	Lg	TD
9/8	N.Y. GIANTS	20	86	4.3	13	0	DID NOT PLAY				INACTIVE/INJURED-Foot					
9/15	@ Kansas City	12	25	2.1	6	0	INACTIVE				1	12	12.0	12	0	
9/22	ST. LOUIS	26	175	6.7	41	1	INACTIVE				5	19	3.8	8	0	
9/29	@ San Diego	14	70	5.0	14	0					1	7	7.0	7	0	
10/6	DENVER	12	43	3.6	13	1										
10/13	WASHINGTON	7	29	4.1	11	1	11	17	1.5	14	1	INACTIVE/INJURED-Hamstring				
10/20	@ Philadelphia	INACTIVE/INJURED-Knee				19	65	3.4	12	0						
10/27	@ Detroit	INACTIVE/INJURED-Knee				14	26	1.9	7	0	5	16	3.2	6	0	
11/3	MINNESOTA	4	31	7.8	27	0	1	3	3.0	3	0	3	-6	-2.0	2	0
11/10	@ New Orleans	16	89	5.6	35	1										
11/24	@ N.Y. Giants	14	86	6.1	30	0					3	20	6.7	18	0	
11/28	OAKLAND	17	63	3.7	11	3					12	82	6.8	45	0	
12/9	@ Chicago	18	146	8.1	21	0	9	53	5.9	19	1	RESERVE/INJURED-Knee				
12/15	GREEN BAY	18	134	7.4	41	1					RESERVE/INJURED-Knee					
12/22	@ Washington	22	96	4.4	43	1					RESERVE/INJURED-Knee					
12/29	PHILADELPHIA	17	48	2.8	9	0					RESERVE/INJURED-Knee					
<b>2013 Totals</b>		<b>217</b>	<b>1,121</b>	<b>5.2</b>	<b>43</b>	<b>9</b>	<b>54</b>	<b>164</b>	<b>3.0</b>	<b>19</b>	<b>2</b>	<b>30</b>	<b>150</b>	<b>5.0</b>	<b>45</b>	<b>0</b>

		Tony Romo				Phillip Tanner				Kyle Orton						
		No	Yds	Avg	Lg	TD	No	Yds	Avg	Lg	TD	No	Yds	Avg	Lg	TD
9/8	N.Y. GIANTS	2	-1	-0.5	0	0	1	2	2.0	2	0	DID NOT PLAY				
9/15	@ Kansas City	2	3	1.5	4	0					DID NOT PLAY					
9/22	ST. LOUIS					3	-1	-0.3	4	0	DID NOT PLAY					
9/29	@ San Diego	1	15	15.0	15	0					DID NOT PLAY					
10/6	DENVER	1	7	7.0	7	0					DID NOT PLAY					
10/13	WASHINGTON					1	2	2.0	2	0	DID NOT PLAY					
10/20	@ Philadelphia	4	2	0.5	4	0	2	1	0.5	11	1	DID NOT PLAY				
10/27	@ Detroit	3	6	2.0	5	0	2	8	4.0	9	0	DID NOT PLAY				
11/3	MINNESOTA	1	8	8.0	8	0					DID NOT PLAY					
11/10	@ New Orleans	3	1	0.3	2	0					DID NOT PLAY					
11/24	@ N.Y. Giants									DID NOT PLAY						
11/28	OAKLAND	1	-1	-1.0	-1	0					DID NOT PLAY					
12/9	@ Chicago	1	-1	-1	-1	0					DID NOT PLAY					
12/15	GREEN BAY									DID NOT PLAY						
12/22	@ Washington	1	-1	-1.0	-1	0					DID NOT PLAY					
12/29	PHILADELPHIA	INACTIVE/INJURED-Back				1	8	8.0	8	0						
<b>2013 Totals</b>		<b>20</b>	<b>38</b>	<b>1.9</b>	<b>15</b>	<b>0</b>	<b>9</b>	<b>12</b>	<b>1.3</b>	<b>9</b>	<b>1</b>	<b>1</b>	<b>8</b>	<b>8.0</b>	<b>8</b>	<b>0</b>

		Dwayne Harris				Terrance Williams				Dez Bryant						
		No	Yds	Avg	Lg	TD	No	Yds	Avg	Lg	TD	No	Yds	Avg	Lg	TD
9/8	N.Y. GIANTS															
9/15	@ Kansas City					1	-3	-3.0	-3	0						
9/22	ST. LOUIS															
9/29	@ San Diego															
10/6	DENVER					1	2	2.0	2	0						
10/13	WASHINGTON															
10/20	@ Philadelphia	1	6	6.0	6	0										
10/27	@ Detroit					1	5	5.0	5	0	1	1	1.0	1	0	
11/3	MINNESOTA															
11/10	@ New Orleans															
11/24	@ N.Y. Giants															
11/28	OAKLAND	INACTIVE/INJURED-Hamstring														
12/9	@ Chicago															
12/15	GREEN BAY	INACTIVE/INJURED-Hamstring														
12/22	@ Washington	INACTIVE/INJURED-Hamstring														
12/29	PHILADELPHIA															
<b>2013 Totals</b>		<b>1</b>	<b>6</b>	<b>6.0</b>	<b>6</b>	<b>0</b>	<b>3</b>	<b>4</b>	<b>1.3</b>	<b>5</b>	<b>0</b>	<b>1</b>	<b>1</b>	<b>1.0</b>	<b>1</b>	<b>0</b>



## Individual Game-by-Game Receiving

		Dez Bryant					Jason Witten					DeMarco Murray				
		No	Yds	Avg	Lg	TD	No	Yds	Avg	Lg	TD	No	Yds	Avg	Lg	TD
9/8	N.Y. GIANTS	4	22	5.5	7	0	8	70	8.8	21	2	8	39	4.9	11	0
9/15	@ Kansas City	9	141	15.7	53	1	3	12	4.0	10	0	5	49	9.8	17	0
9/22	ST. LOUIS	4	38	9.5	16	1	5	67	13.4	23	0	3	28	9.3	17	0
9/29	@ San Diego	6	81	13.5	34t	2	5	43	8.6	11	0	5	22	4.0	9	0
10/6	DENVER	6	141	23.5	79	2	7	121	17.3	27	1	1	5	5.0	5	0
10/13	WASHINGTON	5	36	7.2	17	0	3	27	9.0	14	0	2	21	10.5	16	0
10/20	@ Philadelphia	8	110	13.8	19	0	4	48	12.0	26	0	INACTIVE/INJURED-Knee				
10/27	@ Detroit	3	72	24.0	50t	2	2	15	7.5	13	0	INACTIVE/INJURED-Knee				
11/3	MINNESOTA	6	64	10.7	34	0	8	102	12.8	26t	1	6	19	3.2	12	0
11/10	@ New Orleans	1	44	44.0	44	0	2	27	13.5	19	0	1	6	6.0	6	0
11/24	@ N.Y. Giants	9	86	9.6	24	0	4	37	9.3	20t	2	3	40	13.3	22	0
11/28	OAKLAND	7	61	8.7	25	1	3	53	17.7	22	0	5	39	7.8	10	0
12/9	@ Chicago	2	12	6.0	10	1	1	10	10.0	10t	1	2	9	4.5	6	0
12/15	GREEN BAY	11	153	13.9	37	1	4	71	17.8	27	1	4	19	4.8	10	0
12/22	@ Washington	4	73	18.3	31	1	2	13	6.5	8	0	3	15	5.0	10t	1
12/29	PHILADELPHIA	8	99	12.4	32t	1	12	135	11.3	34	0	5	39	7.8	18	0
<b>2013 Totals</b>		<b>93</b>	<b>1,233</b>	<b>13.3</b>	<b>79</b>	<b>13</b>	<b>73</b>	<b>851</b>	<b>11.7</b>	<b>34</b>	<b>8</b>	<b>53</b>	<b>350</b>	<b>6.6</b>	<b>22</b>	<b>1</b>

		Terrance Williams					Cole Beasley					Miles Austin				
		No	Yds	Avg	Lg	TD	No	Yds	Avg	Lg	TD	No	Yds	Avg	Lg	TD
9/8	N.Y. GIANTS	2	32	16.0	23	0	DID NOT PLAY					10	72	7.2	18	0
9/15	@ Kansas City	3	28	9.3	20	0	DID NOT PLAY					3	31	10.3	11	0
9/22	ST. LOUIS						1	7	7.0	7	0	2	22	11.0	14	0
9/29	@ San Diego	7	71	10.1	14	0	3	16	5.3	6	0	INACTIVE/INJURED-Hamstring				
10/6	DENVER	4	151	37.8	82t	1	4	47	11.8	23	1	INACTIVE/INJURED-Hamstring				
10/13	WASHINGTON	2	27	13.5	15t	1	4	44	11.0	14	0					
10/20	@ Philadelphia	6	71	11.8	25	1	6	53	8.8	14	0					
10/27	@ Detroit	2	64	32.0	60t	1	1	8	8.0	8	0	INACTIVE/INJURED-Hamstring				
11/3	MINNESOTA	2	33	16.5	29	0	6	68	11.3	18	0	INACTIVE/INJURED-Hamstring				
11/10	@ New Orleans	1	21	21.0	21	1	1	18	18.0	18	0	INACTIVE/INJURED-Hamstring				
11/24	@ N.Y. Giants	1	10	10.0	10	0	2	13	6.5	13	0	1	17	17.0	17	0
11/28	OAKLAND	3	23	7.7	14	0	3	19	6.3	9	0	1	18	18.0	18	0
12/9	@ Chicago	2	36	18	18	0	2	20	10.0	11	1	2	19	9.5	15	0
12/15	GREEN BAY	4	46	11.5	27	0	3	19	6.3	9	0	2	35	17.5	20	0
12/22	@ Washington	4	84	21.0	51	0	2	29	14.5	20	0	1	8	8.0	8	0
12/29	PHILADELPHIA	1	39	39.0	39	0	1	7	7.0	7	0	2	22	11.0	16	0
<b>2013 Totals</b>		<b>44</b>	<b>736</b>	<b>16.7</b>	<b>82t</b>	<b>5</b>	<b>39</b>	<b>368</b>	<b>9.4</b>	<b>23</b>	<b>2</b>	<b>24</b>	<b>244</b>	<b>10.2</b>	<b>20</b>	<b>0</b>

		James Hanna					Gavin Escobar					Dwayne Harris				
		No	Yds	Avg	Lg	TD	No	Yds	Avg	Lg	TD	No	Yds	Avg	Lg	TD
9/8	N.Y. GIANTS						1	7	7.0	7	0	2	12	6.0	12	0
9/15	@ Kansas City	4	20	5.0	8	0	1	9	9.0	9	0	1	4	4.0	4	0
9/22	ST. LOUIS						1	24	24.0	24t	1	1	24	24.0	24t	1
9/29	@ San Diego											1	13	13.0	13	0
10/6	DENVER	1	3	3.0	3	0	1	25	25.0	25	0	1	13	13.0	13	0
10/13	WASHINGTON															
10/20	@ Philadelphia															
10/27	@ Detroit	2	12	6.0	11	0										
11/3	MINNESOTA	1	21	21.0	21	0						2	13	6.5	7	1
11/10	@ New Orleans	3	11	3.7	7	0						1	1	1.0	1	0
11/24	@ N.Y. Giants						1	5	5.0	5	0					
11/28	OAKLAND											INACTIVE/INJURED-Hamstring				
12/9	@ Chicago	1	6	6.0	6	0	2	32	16.0	25	0					
12/15	GREEN BAY						1	15	15.0	15	0	INACTIVE/INJURED-Hamstring				
12/22	@ Washington											INACTIVE/INJURED-Hamstring				
12/29	PHILADELPHIA						1	17	17.0	17t	1					
<b>2013 Totals</b>		<b>12</b>	<b>73</b>	<b>6.1</b>	<b>21</b>	<b>0</b>	<b>9</b>	<b>134</b>	<b>14.9</b>	<b>25</b>	<b>2</b>	<b>9</b>	<b>80</b>	<b>8.9</b>	<b>24t</b>	<b>2</b>

## Individual Game-by-Game Passing

		Tony Romo								
		Att	Cmp	Yds	Pct.	TD	Int	Long	Sk/Yd	Rtg
9/8	N.Y. GIANTS	49	36	263	73.5%	2	1	23	2/19	90.8
9/15	@ Kansas City	42	30	298	71.4%	1	0	53	3/17	99.1
9/22	ST. LOUIS	24	17	210	70.8%	3	0	24t	1/7	137.2
9/29	@ San Diego	37	27	246	73.0%	2	0	34t	3/19	108.6
10/6	DENVER	36	25	506	69.4%	5	1	82t	4/36	140.0
10/13	WASHINGTON	30	18	170	60.0%	1	1	17	1/5	72.9
10/20	@ Philadelphia	47	28	317	59.6%	1	2	26	2/23	69.2
10/27	@ Detroit	30	14	206	46.7%	3	0	60t	0/0	102.9
11/3	MINNESOTA	51	34	337	66.7%	2	1	34	3/23	90.1
11/10	@ New Orleans	24	10	128	41.7%	1	0	44	3/24	72.9
11/24	@ N.Y. Giants	38	23	234	60.5%	2	1	24	4/30	84.8
11/28	OAKLAND	32	23	225	71.9%	1	0	25	2/17	101.7
12/9	@ Chicago	20	11	104	55.0%	3	0	25	2/14	109.2
12/15	GREEN BAY	48	29	358	60.4%	2	2	37	3/26	80.0
12/22	@ Washington	27	17	226	63.0%	2	1	51	2/12	98.7
12/29	PHILADELPHIA	INACTIVE/INJURED-Back								
<b>2013 Totals</b>		<b>535</b>	<b>342</b>	<b>3,828</b>	<b>63.9%</b>	<b>31</b>	<b>10</b>	<b>82t</b>	<b>35/272</b>	<b>96.7</b>

		Kyle Orton								
		Att	Cmp	Yds	Pct.	TD	Int	Long	Sk/Yd	Rtg
9/8	N.Y. GIANTS	DID NOT PLAY								
9/15	@ Kansas City	DID NOT PLAY								
9/22	ST. LOUIS	DID NOT PLAY								
9/29	@ San Diego	DID NOT PLAY								
10/6	DENVER	DID NOT PLAY								
10/13	WASHINGTON	DID NOT PLAY								
10/20	@ Philadelphia	DID NOT PLAY								
10/27	@ Detroit	DID NOT PLAY								
11/3	MINNESOTA	DID NOT PLAY								
11/10	@ New Orleans	DID NOT PLAY								
11/24	@ N.Y. Giants	DID NOT PLAY								
11/28	OAKLAND	DID NOT PLAY								
12/9	@ Chicago	5	3	40	60.0%	0	0	18	0/0	85.4
12/15	GREEN BAY	DID NOT PLAY								
12/22	@ Washington	DID NOT PLAY								
12/29	PHILADELPHIA	46	30	358	65.2%	2	2	39	0/0	85.2
<b>2013 Totals</b>		<b>51</b>	<b>33</b>	<b>398</b>	<b>125.2%</b>	<b>2</b>	<b>2</b>	<b>39</b>	<b>0/0</b>	<b>85.4</b>

## Individual Game-by-Game Punt Returns

		Dwayne Harris					Cole Beasley					Micheal Spurlock									
		No	Yds	Avg	FC	Lg	TD	No	Yds	Avg	FC	Lg	TD	No	Yds	Avg	FC	Lg	TD		
9/8	N.Y. GIANTS	2	19	9.5	0	14	0														
9/15	@ Kansas City	1	22	22.0	3	22	0														
9/22	ST. LOUIS	2	1	0.5	0	1	0	2	15	7.5	1	12	0								
9/29	@ San Diego	1	38	38.0	1	38	0														
10/6	DENVER																				
10/13	WASHINGTON	2	109	54.5	0	86t	1														
10/20	@ Philadelphia	5	23	4.6	2	9	0														
10/27	@ Detroit	2	25	12.5	0	17	0														
11/3	MINNESOTA	1	5	5.0	2	5	0														
11/10	@ New Orleans	1	-4	-4.0	0	-4	0														
11/24	@ N.Y. Giants						3	19	6.3	0	10	0									
11/28	OAKLAND	INACTIVE/INJURED-Hamstring					4	27	6.8	0	14	0									
12/9	@ Chicago																				
12/15	GREEN BAY	INACTIVE/INJURED-Hamstring					1	7	7.0	2	7	0	SIGNED 12/18								
12/22	@ Washington	INACTIVE/INJURED-Hamstring										1	62	62.0	0	62	0				
12/29	PHILADELPHIA	3	18	6.0	2	11	0	RELEASED 12/24													
<b>2013 Totals</b>		<b>20</b>	<b>256</b>	<b>12.8</b>	<b>10</b>	<b>86t</b>	<b>1</b>	<b>10</b>	<b>68</b>	<b>6.8</b>	<b>3</b>	<b>14</b>	<b>0</b>	<b>1</b>	<b>62</b>	<b>62.0</b>	<b>0</b>	<b>62</b>	<b>0</b>		



## Individual Game-by-Game Kickoff Returns

		Dwayne Harris					Terrance Williams					Micheal Spurlock						
		No	Yds	Avg	Lg	TD	No	Yds	Avg	Lg	TD	No	Yds	Avg	Lg	TD		
9/8	N.Y. GIANTS																	
9/15	@ Kansas City	1	35	35.0	35	0												
9/22	ST. LOUIS																	
9/29	@ San Diego	3	85	28.3	33	0												
10/6	DENVER	3	79	26.3	28	0												
10/13	WASHINGTON	2	113	56.5	90	0												
10/20	@ Philadelphia	1	39	39.0	39	0												
10/27	@ Detroit	3	113	37.7	56	0												
11/3	MINNESOTA	2	60	30.0	31	0												
11/10	@ New Orleans	5	121	24.2	34	0												
11/24	@ N.Y. Giants	2	44	22.0	25	0	1	21	21.0	21	0							
11/28	OAKLAND	INACTIVE/INJURED-Hamstring					2	61	30.5	32	0							
12/9	@ Chicago	4	103	25.8	43	0	1	14	14.0	14	0							
12/15	GREEN BAY	INACTIVE/INJURED-Hamstring					2	46	23.0	24	0							SIGNED 12/18
12/22	@ Washington	INACTIVE/INJURED-Hamstring										3	51	17.0	19	0		
12/29	PHILADELPHIA	2	65	32.5	36	0						RELEASED 12/24						
<b>2013 Totals</b>		<b>28</b>	<b>857</b>	<b>30.6</b>	<b>90</b>	<b>0</b>	<b>6</b>	<b>142</b>	<b>23.7</b>	<b>32</b>	<b>0</b>	<b>3</b>	<b>51</b>	<b>17.0</b>	<b>19</b>	<b>0</b>	<b>0</b>	

## Individual Game-by-Game Kicking

		Field Goals							Punting						
		Dan Bailey							Chris Jones						
		11-19	20-29	30-39	40-49	50+	Total	No	Yds	Avg	TB	20	Lg	Blk	Net
9/8	N.Y. GIANTS	0-0	0-0	2-2	1-1	0-0	3-3	6	275	45.8	0	2	56	0	42.5
9/15	@ Kansas City	0-0	0-0	1-1	0-0	2-2	3-3	4	200	50.0	0	1	62	0	39.8
9/22	ST. LOUIS	1-1	0-0	0-1	0-0	0-0	1-2	4	195	48.8	1	2	55	0	39.8
9/29	@ San Diego	0-0	0-0	0-0	0-0	0-1	0-1	5	203	40.6	1	0	51	0	34.2
10/6	DENVER	0-0	0-0	0-0	2-2	0-0	2-2	1	51	51.0	0	0	51	0	42.0
10/13	WASHINGTON	0-0	0-0	1-1	0-0	0-0	1-1	5	226	45.2	0	2	52	0	41.8
10/20	@ Philadelphia	0-0	0-0	1-1	0-0	0-0	1-1	9	347	38.6	0	6	50	0	38.0
10/27	@ Detroit	0-0	0-0	0-0	1-1	2-2	3-3	7	313	44.7	2	3	58	0	38.4
11/3	MINNESOTA	0-0	0-0	0-0	2-2	0-0	2-2	5	222	44.4	0	3	53	0	37.4
11/10	@ New Orleans	0-0	0-0	1-1	0-0	0-0	1-1	8	403	50.4	0	4	56	0	48.1
11/24	@ N.Y. Giants	0-0	0-0	1-1	0-0	0-0	1-1	7	313	44.7	1	3	51	0	39.6
11/28	OAKLAND	1-1	0-0	0-0	0-0	0-0	1-1	5	238	47.6	0	1	58	0	39.2
12/9	@ Chicago							3	112	37.3	0	1	41	0	31.0
12/15	GREEN BAY	0-0	1-1	0-0	2-2	2-2	5-5	2	103	51.5	1	0	57	0	28.5
12/22	@ Washington	0-0	1-1	0-0	0-0	0-0	1-1	3	155	51.7	0	0	57	0	40.0
12/29	PHILADELPHIA	0-0	0-0	1-1	2-2	0-0	3-3	3	111	37.0	0	2	44	0	29.0
<b>2013 Totals</b>		<b>2-2</b>	<b>2-2</b>	<b>8-9</b>	<b>10-10</b>	<b>6-7</b>	<b>28-30</b>	<b>77</b>	<b>3,467</b>	<b>45.0</b>	<b>6</b>	<b>30</b>	<b>62</b>	<b>0</b>	<b>39.1</b>



**Tony Romo** established a club-record with 506 passing yards against Denver (10/6). He also tied his career and club record with five touchdown passes in the contest.



**DeMarco Murray** became Dallas' first 1,000-yard rusher since 2006, reaching the millennial mark after 96 yards at Washington (12/22). He finished the year with 1,121 yards.

## Individual Game-by-Game Tackles

		Barry Church				Sean Lee				Bruce Carter				
		Solo	Asst.	Total	Sacks	Solo	Asst.	Total	Sacks	Solo	Asst.	Total	Sacks	
9/8	N.Y. GIANTS	6	0	-	6	5	2	-	7	9	1	-	10	1.0(-5)
9/15	@ Kansas City	3	2	-	5	8	1	-	9	6	0	-	6	1.0(-6)
9/22	ST. LOUIS	3	0	-	3	7	3	-	10	6	2	-	8	
9/29	@ San Diego	8	3	-	11	16	5	-	21	6	1	-	7	
10/6	DENVER	8	2	-	10	15	3	-	18	5	2	-	7	
10/13	WASHINGTON	7	3	-	10	10	2	-	12	7	1	-	8	
10/20	@ Philadelphia	5	0	-	5	9	2	-	11	1	2	-	3	
10/27	@ Detroit	6	5	-	11	8	3	-	11	2	3	-	5	
11/3	MINNESOTA	5	4	-	9	9	4	-	13	5	4	-	9	
11/10	@ New Orleans	12	5	-	17	2	1	-	3	12	3	-	15	
11/24	@ N.Y. Giants	8	6	-	14	INACTIVE/INJURED-Hamstring				7	2	-	9	
11/28	OAKLAND	6	2	-	8	INACTIVE/INJURED-Hamstring				4	6	-	10	
12/9	@ Chicago	7	3	-	10	6	2	-	8	6	0	-	6	
12/15	GREEN BAY	7	4	-	11	INACTIVE/INJURED-Neck				INACTIVE/INJURED-Hamstring				
12/22	@ Washington	3	5	-	8	INACTIVE/INJURED-Neck				8	4	-	12	
12/29	PHILADELPHIA	6	3	-	9	INACTIVE/INJURED-Neck				5	2	-	7	
<b>2013 Totals</b>		<b>100</b>	<b>47</b>	<b>-</b>	<b>147</b>	<b>95</b>	<b>28</b>	<b>-</b>	<b>123</b>	<b>89</b>	<b>33</b>	<b>-</b>	<b>122</b>	<b>2.0(-11)</b>

		Brandon Carr				Orlando Scandrick				Jeff Heath				
		Solo	Asst.	Total	Sacks	Solo	Asst.	Total	Sacks	Solo	Asst.	Total	Sacks	
9/8	N.Y. GIANTS	3	0	-	3	3	2	-	5					
9/15	@ Kansas City	4	1	-	5	3	0	-	3					
9/22	ST. LOUIS	2	1	-	3	3	1	-	4	1.0(-6)	2	1	-	3
9/29	@ San Diego	2	2	-	4	6	1	-	7					
10/6	DENVER	2	0	-	2	4	0	-	4					
10/13	WASHINGTON	5	2	-	7	3	1	-	4	0	1	-	1	
10/20	@ Philadelphia	5	0	-	5	3	0	-	3	1	0	-	1	
10/27	@ Detroit	7	1	-	8	4	1	-	5	9	3	-	12	
11/3	MINNESOTA	7	1	-	8	4	0	-	4	1	2	-	3	
11/10	@ New Orleans	3	2	-	5	6	1	-	7	8	5	-	13	
11/24	@ N.Y. Giants	3	1	-	4	2	0	-	2	5	3	-	8	
11/28	OAKLAND	1	0	-	1	5	1	-	6	4	1	-	5	
12/9	@ Chicago	2	0	-	2	4	0	-	4	1	1	-	2	
12/15	GREEN BAY	5	3	-	8	5	0	-	5	1.0(-6)	5	1	-	6
12/22	@ Washington	5	1	-	6	3	0	-	3	3	0	-	3	
12/29	PHILADELPHIA	0	3	-	3	3	1	-	4	3	0	-	3	
<b>2013 Totals</b>		<b>56</b>	<b>18</b>	<b>-</b>	<b>74</b>	<b>61</b>	<b>9</b>	<b>-</b>	<b>70</b>	<b>2.0(-12)</b>	<b>42</b>	<b>18</b>	<b>-</b>	<b>60</b>

		Nick Hayden				Jason Hatcher				Ernie Sims				
		Solo	Asst.	Total	Sacks	Solo	Asst.	Total	Sacks	Solo	Asst.	Total	Sacks	
9/8	N.Y. GIANTS	3	0	-	3	0	3	-	3	1.0(-7)	0	2	-	2
9/15	@ Kansas City	3	4	-	7	3	3	-	6	1.0(-6)	INACTIVE/INJURED-Groin			
9/22	ST. LOUIS	1	1	-	2	2	0	-	2	1.0(-8)	INACTIVE/INJURED-Groin			
9/29	@ San Diego	1	4	-	5	2	3	-	5	6	0	-	6	
10/6	DENVER	2	2	-	4	1	3	-	4	2	2	-	4	
10/13	WASHINGTON	2	1	-	3	3	1	-	4	2.0(-22)	0	1	-	1
10/20	@ Philadelphia	1	0	-	1	3	4	-	7	1.0(-6)	1	1	-	2
10/27	@ Detroit	3	1	-	4	0	3	-	3	1.0(-8)	3	2	-	5
11/3	MINNESOTA	4	0	-	4	1	2	-	3	3	0	-	3	
11/10	@ New Orleans	1	1	-	2	INACTIVE/INJURED-Neck				5	1	-	6	
11/24	@ N.Y. Giants	0	1	-	1	1	1	-	2	2.0(-20)	7	1	-	8
11/28	OAKLAND	0	2	-	2	1	0	-	1	2	2	-	4	
12/9	@ Chicago	2	1	-	3	2	0	-	2	3	0	-	3	
12/15	GREEN BAY	2	1	-	3	1	1	-	2	3	0	-	3	
12/22	@ Washington	1	4	-	5	1	1	-	2	INACTIVE/INJURED-Groin				
12/29	PHILADELPHIA	2	0	-	2	2	0	-	2	2.0(-13)	INACTIVE/INJURED-Groin			
<b>2013 Totals</b>		<b>28</b>	<b>23</b>	<b>-</b>	<b>51</b>	<b>23</b>	<b>25</b>	<b>-</b>	<b>48</b>	<b>11.0(-90)</b>	<b>35</b>	<b>12</b>	<b>-</b>	<b>47</b>



# The 2013 Season At A Glance

## Dallas 36, N.Y. Giants 31 AT&T Stadium, September 8, 2013 Attendance: 85,348

The Dallas Cowboys began the 2013 season with a 36-31 win at home over the New York Giants. Following a first quarter that saw the two teams trade field goals - Dallas' Dan Bailey hit a 30-yarder and then New York's Josh Brown countered with a 20-yarder - the Cowboys went on a 10-point run to grab a 13-3 lead in the second quarter. First, Bailey added his second field goal (38 yards) followed by a 15-yard Tony Romo-to-Jason Witten scoring hookup. Before the end of the half, the Giants answered with a 70-yard passing strike from Eli Manning-to-Victor Cruz that trimmed the lead to 13-10.

On the Giants first drive of the second half, Barry Church recovered a fumble and raced 27 yards for a touchdown that upped the Dallas lead to 20-10. The Cowboys increased their lead to 27-10 after Witten and Romo had another scoring connection (four yards). Later in the period, Manning again found Cruz (18 yards) for another passing touchdown to cut the lead to 27-17. Bailey hit his third field goal (45) of the night for Dallas early in the fourth quarter, putting the Cowboys up 30-17. New York answered once more with a 10-yard Manning-to-Cruz passing touchdown, bringing the deficit down to 30-24. With under 2:00 to go in the game, Brandon Carr intercepted Manning's pass and returned it 49 yards for a touchdown, putting the Cowboys back up 36-24. A Manning-to-Brandon Myers four-yard touchdown pass brought the score to 36-31, but New York's onside kick attempt on the ensuing kick-off failed and Dallas held on for the win.

## Kansas City 17, Dallas 16 Arrowhead Stadium, September 15, 2013 Attendance: 76,952

The Dallas Cowboys suffered their first loss of the season with a 17-16 decision at the Kansas City Chiefs. Kansas City scored a touchdown on its opening drive as Jamaal Charles caught an Alex Smith pass from two yards out to take the first lead of the game. Dallas answered on its opening drive with a 51-yard Dan Bailey field goal that made the score 7-3. Later in the quarter, the Cowboys took a 10-7 lead when Tony Romo found Dez Bryant in the endzone on a two-yard pass.

Following a scoreless second quarter, Bailey added to Dallas' lead with a 30-yard kick in the third quarter that put the team up 13-7. Kansas City re-took the lead in the same quarter when Smith threw a 12-yard touchdown pass to Dwayne Bowe that created a 14-13 advantage. The Chiefs built up their lead to 17-13 early in the fourth quarter as Ryan Succop hit a 40-yard field goal. With less than four minutes remaining in the contest, Dallas opted for a 53-yard field goal by Bailey - a career-long - that cut the lead to 17-16. Although the Cowboys defense was able to force the Chiefs to punt on the next possession, Dallas was limited to only one offensive play with 0:16 remaining, as a completed pass from Romo-to-DeMarco Murray went for 10 yards before he was tackled as time ran out and Kansas City claimed the victory.

	1	2	3	4	Final
Giants	3	7	7	14	31
Cowboys	3	10	14	9	36

DAL	--	FG Bailey 30
NYG	--	FG Brown 20
DAL	--	FG Bailey 38
DAL	--	Witten 15 pass from Romo (Bailey kick)
NYG	--	Cruz 70 pass from Manning (Brown kick)
DAL	--	Church 27 fumble return (Bailey kick)
DAL	--	Witten 4 pass from Romo (Bailey kick)
NYG	--	Cruz 18 pass from Manning (Brown kick)
DAL	--	FG Bailey 45
NYG	--	Cruz 10 pass from Manning (Brown kick)
DAL	--	Carr 49 interception return (pass failed)
NYG	--	Myers 4 pass from Manning (Brown kick)

	Giants	Cowboys
First Downs	21	22
Total Net Yards	478	391
Net Yards Rushing	50	87
Net Yards Passing	428	244
Passes	42-27	49-36
Sacked/Yards	3/22	2/19
Passes Intercepted By	1	3
Punts-Average	3-54.7	6-45.8
Fumbles-Lost	3-3	2-0
Penalties-Yards	6-52	5-40
Time of Possession	22:50	37:10

### Rushing

**Giants** - Scott, 5 for 23; Wilson, 7 for 19; Manning, 2 for 8.  
**Cowboys** - Murray, 20 for 86; Tanner, 1 for 2; Romo, 2 for 1.

### Passing

**Giants** - Manning, 27-of-42, 450 yards, 4 TD, 3 INT.  
**Cowboys** - Romo, 36-of-49, 263 yards, 2 TD, 1 INT.

### Receiving

**Giants** - Myers, 7 for 66, 1 TD; Cruz, 5 for 118, 3 TD; Nicks, 5 for 114; Randle, 5 for 101; Scott, 5 for 51.  
**Cowboys** - Austin, 10 for 72; Witten, 8 for 70, 2 TD; Murray, 8 for 39; Bryant, 4 for 22; Williams, 2 for 32; Harris, 2 for 12; Tanner, 1 for 9; Escobar, 1 for 7.

	1	2	3	4	Final
Cowboys	10	0	3	3	16
Chiefs	7	0	7	3	17

KC	--	Charles 2 pass from Smith (Succop kick)
DAL	--	FG Bailey 51
DAL	--	Bryant 2 pass from Romo (Bailey kick)
DAL	--	FG Bailey 30
KC	--	Bowe 12 pass from Smith (Succop kick)
KC	--	FG Succop 40
DAL	--	FG Bailey 53

	Cowboys	Chiefs
First Downs	20	19
Total Net Yards	318	313
Net Yards Rushing	37	114
Net Yards Passing	281	199
Passes	42-30	36-21
Sacked/Yards	3/17	4/24
Passes Intercepted By	0	0
Punts-Average	4-50.0	7-43.9
Fumbles-Lost	2-2	0-0
Penalties-Yards	5-27	10-45
Time of Possession	31:47	28:13

### Rushing

**Cowboys** - Murray, 12 for 25; Dunbar, 1 for 12; Romo, 2 for 3; T. Williams, 1 for 3.  
**Chiefs** - Smith, 8 for 57; Charles, 16 for 55; Avery, 1 for 2.

### Passing

**Cowboys** - Romo, 30-of-42, 298 yards, 1 TD.  
**Chiefs** - Smith, 21-of-36, 223 yards, 2 TD.

### Receiving

**Cowboys** - Bryant, 9 for 141, 1 TD; Murray, 5 for 49; Hanna, 4 for 20; Austin, 3 for 31; T. Williams, 3 for 28; Witten, 3 for 12; Escobar, 1 for 9; Harris, 1 for 4; Dunbar, 1 for 4.  
**Chiefs** - Charles, 8 for 48, 1 TD; Bowe, 4 for 56, 1 TD; Avery, 2 for 38; McGrath, 2 for 31; Fasano, 2 for 26; McCluster, 2 for 14; Hemingway, 1 for 10.

**Dallas 31, St. Louis 7**  
**AT&T Stadium, September 22, 2013**  
**Attendance: 80,848**

The Dallas Cowboys improved to 2-1 on the season - 2-0 at home - with a 31-7 victory over the St. Louis Rams highlighted by a 175-yard rushing day by DeMarco Murray. Dallas opened the game with a 10-point lead after scoring on its first two drives. First, Dez Bryant caught a two-yard touchdown pass from Tony Romo followed by Dan Bailey's 19-yard field goal on the next series. The Cowboys added another touchdown in the second quarter on a two-yard Murray rush that put them ahead 17-0 at the half.

Dallas continued to add to its lead in the third quarter when Romo found rookie Gavin Escobar for a 24-yard touchdown - the first of his career - to push the score up to 24-0. St. Louis avoided the shutout with a score late in the third quarter when Sam Bradford threw a four-yard touchdown pass to Austin Pettis that cut the lead to 24-7. The Cowboys added one last score - a 24-yard Romo-to-Dwayne Harris hookup - to provide the 31-7 final.

	1	2	3	4	Final
Rams	0	0	7	0	7
Cowboys	10	7	7	7	31

- DAL -- Bryant 2 pass from Romo (Bailey kick)
- DAL -- FG Bailey 19
- DAL -- Murray 2 run (Bailey kick)
- DAL -- Escobar 24 pass from Romo (Bailey kick)
- STL -- Pettis 4 pass from Bradford (Zuerlein kick)
- DAL -- Harris 24 pass from Romo (Bailey kick)

	Rams	Cowboys
First Downs.....	17	21
Total Net Yards.....	232	396
Net Yards Rushing.....	35	193
Net Yards Passing.....	197	203
Passes.....	49-29	24-17
Sacked/Yards.....	6/43	1/7
Passes Intercepted By.....	0	0
Punts-Average.....	5-47.5	4-48.8
Fumbles-Lost.....	1-1	2-1
Penalties-Yards.....	5-41	6-72
Time of Possession.....	26:32	33:28

**Rushing**

- Rams** - Peard, 6 for 20; Cunningham, 4 for 16; Austin, 1 for 3; Givens, 1 for -4.
- Cowboys** - Murray, 26 for 175, 1 TD; Dunbar, 5 for 19; Tanner, 3 for -1.

**Passing**

- Rams** - Bradford, 29-of-48, 240 yards, 1 TD; Hekker, 0-of-1, 0 yards.
- Cowboys** - Romo, 17-of-24, 210 yards, 3 TD.

**Receiving**

- Rams** - Peard, 7 for 43; Austin, 6 for 30; Cook, 5 for 44; Kendrick, 5 for 36; Givens, 2 for 54; Pettis, 2 for 20, 1 TD; Quick, 1 for 7; Cunningham, 1 for 6.
- Cowboys** - Witten, 5 for 67; Bryant, 4 for 38, 1 TD; Murray, 3 for 28; Austin, 2 for 22; Escobar, 1 for 24, 1 TD; Harris, 1 for 24, 1 TD; Beasley, 1 for 7.

**San Diego 30, Dallas 21**  
**Qualcomm Stadium, September 29, 2013**  
**Attendance: 68,601**

The San Diego Chargers handed the Dallas Cowboys their second loss of the season with a 30-21 decision on the road. San Diego scored first in the opening quarter when Philip Rivers hit Danny Woodhead with a 26-yard touchdown pass. Dallas tied the score when Dez Bryant caught a five-yard touchdown toss from Tony Romo in the beginning of the second quarter. The Chargers edged ahead on a 36-yard Nick Novak field goal, but the Bryant-Romo connection struck again on the next drive as the two hooked up from 34 yards out to give Dallas its first lead of the game at 14-10. With under 2:00 left in the first half, Sean Lee picked off a tipped Rivers pass and returned it 52 yards for a touchdown while giving the Cowboys the 21-10 advantage. However, a Novak field goal (42 yards) trimmed Dallas' lead to 21-13 at the half.

San Diego cut the lead to one point at the start of the second half when Rivers found Woodhead for the second time on a passing touchdown - from 13 yards out. The Chargers continued to add to their lead in the fourth quarter as Novak hit a 23-yard field goal followed by a 56-yard scoring strike from Rivers-to-Antonio Gates that pushed the game into their favor at 30-21. Dallas attempted a comeback on its next offensive drive, but Terrance Williams fumbled a Romo pass into the endzone and it was recovered by San Diego. Although the Cowboys defense forced the Chargers offense to punt on the next possession, Dallas was unable to score any further points as time expired after four plays.

	1	2	3	4	Final
Cowboys	0	21	0	0	21
Chargers	7	6	7	10	30

- SD -- Woodhead 26 pass from Rivers (Novak kick)
- DAL -- Bryant 5 pass from Romo (Bailey kick)
- SD -- FG Novak 36
- DAL -- Bryant 34 pass from Romo (Bailey kick)
- DAL -- Lee 52 interception return (Bailey kick)
- SD -- FG Novak 42
- SD -- Woodhead 13 pass from Rivers (Novak kick)
- SD -- FG Novak 23
- SD -- Gates 56 pass from Rivers (Novak kick)

**Cowboys**

	Cowboys	Chargers
First Downs.....	21	27
Total Net Yards.....	317	506
Net Yards Rushing.....	92	112
Net Yards Passing.....	225	394
Passes.....	37-27	42-35
Sacked/Yards.....	3/19	1/7
Passes Intercepted By.....	1	0
Punts-Average.....	5-40.6	4-39.8
Fumbles-Lost.....	2-1	0-0
Penalties-Yards.....	5-33	7-85
Time of Possession.....	25:57	34:03

**Rushing**

- Cowboys** - Murray, 14 for 70; Romo, 1 for 15; Dunbar, 1 for 7.
- Chargers** - Mathews, 19 for 62; Woodhead, 5 for 32; McClain, 2 for 11; R. Brown, 1 for 7.

**Passing**

- Cowboys** - Romo, 27-of-37, 244 yards, 2 TD.
- Chargers** - Rivers, 35-of-42, 401 yards, 3 TD, 1 INT.

**Receiving**

- Cowboys** - T. Williams, 7 for 71; Bryant, 6 for 81, 2 TD; Witten, 5 for 43; Murray, 5 for 20; Beasley, 3 for 16; Harris, 1 for 13.
- Chargers** - Gates, 10 for 136, 1 TD; V. Brown, 7 for 41; Allen, 5 for 80; Woodhead, 5 for 54, 2 TD; Mathews, 4 for 41; Royal, 3 for 42; Phillips, 1 for 7.



**Denver 51, Dallas 48**  
**AT&T Stadium, October 6, 2013**  
**Attendance: 92,758**

The Denver Broncos beat the Dallas Cowboys 51-48. Dallas took a 14-0 lead in the first quarter. First, Tony Romo threw a two-yard touchdown pass to Dez Bryant, then DeMarco Murray scored on a four-yard run. Peyton Manning then threw a four-yard touchdown pass to Julius Thomas that cut the lead to 14-7. In the second quarter, the Cowboys upped their lead to 17-7 after a 43-yard Dan Bailey field goal. Denver scored a touchdown on its next three possessions - two Manning touchdown passes (two yards to Eric Decker; nine yards to J. Thomas) and a one-yard Manning run for a 28-17 lead. The Cowboys trimmed it to 28-20 with a 48-yard Bailey field goal by halftime.

In the third quarter, Manning hit Wes Welker for a two-yard touchdown for a 35-20 lead. Romo connected with Terrance Williams for an 82-yard touchdown to cut the lead to 35-27. Following a 48-yard Matt Prater field goal, Romo found Bryant for a two-yard scoring strike (two point attempt failed) that trimmed the lead to 38-33. Dallas re-took the lead in the fourth when Romo hit Jason Witten for a 10-yard touchdown. Following a 50-yard field goal (Prater) to tie the game at 41-41, Romo hit Cole Beasley from four yards out for a 48-41 lead. The game was tied at 48-48 after Knowshon Moreno added a one-yard rushing touchdown. On Dallas' ensuing drive, Romo was intercepted, and the Denver offense capitalized, running down the clock and kicking the game-winning 28-yard Prater field goal as time expired for the 51-48 final.

	1	2	3	4	Final
<b>Broncos</b>	7	21	10	13	51
<b>Cowboys</b>	14	6	13	15	48

DAL	--	Bryant 2 pass from Romo (Bailey kick)
DAL	--	Murray 4 run (Bailey kick)
DEN	--	J. Thomas 4 pass from Manning (Prater kick)
DAL	--	FG Bailey 43
DEN	--	Decker 2 pass from Manning (Prater kick)
DEN	--	J. Thomas 9 pass from Manning (Prater kick)
DEN	--	Manning 1 run (Prater kick)
DAL	--	FG Bailey 44
DEN	--	Welker 2 pass from Manning (Prater kick)
DAL	--	T. Williams 82 pass from Romo (Bailey kick)
DEN	--	FG Prater 48
DAL	--	Bryant 2 pass from Romo (run failed)
DAL	--	Witten 10 pass from Romo (Romo pass to T. Williams)
DEN	--	FG Prater 50
DAL	--	Beasley 4 pass from Romo (Bailey kick)
DEN	--	Moreno 1 run (Prater kick)
DEN	--	FG Prater 28

	Broncos	Cowboys
First Downs.....	34	24
Total Net Yards.....	517	522
Net Yards Rushing.....	103	52
Net Yards Passing.....	414	470
Passes.....	42-33	36-25
Sacked/Yards.....	0-0	4-6
Passes Intercepted By.....	1	1
Punts-Average.....	0-0.0	1-51.0
Fumbles-Lost.....	2-1	1-1
Penalties-Yards.....	5-55	9-81
Time of Possession.....	32:34	27:26

**Rushing**

**Broncos** - Moreno, 19 for 93, 1 TD; Hillman, 7 for 17; Ball, 1 for 1; Manning, 4 for -8, 1 TD.

**Cowboys** - Murray, 12 for 43, 1 TD; Romo, 1 for 7; T. Williams, 1 for 2.

**Passing**

**Broncos** - Manning, 33-of-42, 414 yards, 4 TD, 1 INT.

**Cowboys** - Romo, 25-of-36, 506 yards, 5 TD, 1 INT.

**Receiving**

**Broncos** - J. Thomas, 9 for 122, 2 TD; Decker, 5 for 87, 1 TD; D. Thomas, 5 for 57; K. Moreno, 5 for 57; Welker, 5 for 49, 1 TD; Hillman, 4 for 42.

**Cowboys** - Witten, 7 for 121, 1 TD; Bryant, 6 for 141, 2 TD; T. Williams, 4 for 151, 1 TD; Beasley, 4 for 47, 1 TD; Escobar, 1 for 25; Hants, 1 for 13; Murray, 1 for 5; Hanna, 1 for 3.

**Dallas 31, Washington 16**  
**AT&T Stadium, October 13, 2013**  
**Attendance: 90,239**

The Dallas Cowboys snapped a two-game losing streak after capturing a 31-16 victory at home over the Washington Redskins. DeMarco Murray opened the scoring for Dallas with a four-yard rushing touchdown on the team's opening drive. Later in the quarter, Washington added a 20-yard Kai Forbath field goal, cutting the lead to 7-3. In the second quarter the Cowboys took a 14-3 lead when Dwayne Harris returned a punt 86 yards for a touchdown. The Redskins added a score before the end of the first half as Forbath hit a 32-yard field goal to make the score 14-6 at halftime.

Washington added another Forbath field goal (33 yards) to start the third quarter at 14-9, but Dallas again responded with a 15-yard Tony Romo touchdown toss to Terrance Williams on the next drive to increase the Cowboys lead to 21-9. The Redskins trimmed the lead once more as Alfred Morris broke free for a 45-yard rushing touchdown later in the quarter that brought the score to 21-16, but Dallas shut the door on the game in the fourth quarter with two scores. First, Dan Bailey hit a 30-yard field goal that put them ahead 24-16. Then, following a Kyle Wilber sack/forced fumble and fumble recovery of Robert Griffin III at the Washington three-yard line, rookie Joseph Randle pushed in from one yard out for his first career score and the game-capping touchdown.

	1	2	3	4	Final
<b>Redskins</b>	3	3	10	0	16
<b>Cowboys</b>	7	7	7	10	31

DAL	--	Murray 4 run (Bailey kick)
WAS	--	FG Forbath 20
DAL	--	Harris 86 punt return (Bailey kick)
WAS	--	FG Forbath 32
WAS	--	FG Forbath 33
DAL	--	T. Williams 15 pass from Romo (Bailey kick)
DAL	--	Morris 45 run (Forbath kick)
DAL	--	FG Bailey 30
DAL	--	Randle 1 run (Bailey kick)

	Redskins	Cowboys
First Downs.....	25	18
Total Net Yards.....	433	213
Net Yards Rushing.....	216	48
Net Yards Passing.....	217	165
Passes.....	39-19	30-18
Sacked/Yards.....	3/29	1/5
Passes Intercepted By.....	1	1
Punts-Average.....	3-47.0	5-45.2
Fumbles-Lost.....	2-1	0-0
Penalties-Yards.....	12-104	7-80
Time of Possession.....	34:32	25:28

**Rushing**

**Redskins** - Morris, 16 for 81, 1 TD; Griffin III, 9 for 77; Helu, 6 for 42; Young, 1 for 19; Moss, 1 for -3.

**Cowboys** - Murray, 7 for 29, 1 TD; Randle, 11 for 17, 1 TD; Tanner, 1 for 2.

**Passing**

**Redskins** - Griffin III, 19-of-39, 246 yards, 1 INT.

**Cowboys** - Romo, 18-of-30, 170 yards, 1 TD, 1 INT.

**Receiving**

**Redskins** - Garcon, 6 for 69; Reed, 4 for 58; Helu, 4 for 35; Moss, 2 for 42; Hankerson, 2 for 36; Morgan, 1 for 6.

**Cowboys** - Bryant, 5 for 36; Beasley, 4 for 44; Witten, 3 for 27; T. Williams, 2 for 27, 1 TD; Murray, 2 for 21; Randle, 2 for 15.

## Dallas 17, Philadelphia 3

Lincoln Financial Field, October 20, 2013  
Attendance: 69,144

With a 17-3 victory at the Philadelphia Eagles, the Dallas Cowboys won their second consecutive game and improved to 4-3 overall and 3-0 in the NFC East. After a scoreless first quarter, Dallas' Dan Bailey kicked a 38-yard field goal late in the second quarter to serve as the game's first points and the 3-0 score remained in place by the end of the first half.

The Cowboys pushed their lead to 10-0 at the start of the third quarter as the offense finished the opening drive of the second half with a one-yard Phillip Tanner rushing touchdown. Alex Henery kicked a 31-yard field goal in the fourth quarter to prevent Philadelphia from being shut out as the score moved to 10-3. However, Dallas put the finishing touches on the game later in the quarter when Tony Romo found Terrance Williams for a nine-yard passing touchdown that provided the final 17-3 outcome.

	1	2	3	4	Final
Cowboys	0	3	7	7	17
Eagles	0	0	0	3	3

DAL	--	FG Bailey 38
DAL	--	Tanner 1 run (Bailey kick)
PHI	--	FG Henery 31
DAL	--	T. Williams 9 pass from Romo (Bailey kick)

	Cowboys	Eagles
First Downs.....	22	19
Total Net Yards.....	368	278
Net Yards Rushing.....	74	84
Net Yards Passing.....	294	194
Passes.....	47-28	49-22
Sacked/Yards.....	2/23	3/15
Passes Intercepted By.....	3	2
Punts-Average.....	9-38.6	9-46.6
Fumbles-Lost.....	1-0	0-0
Penalties-Yards.....	12-75	5-33
Time of Possession.....	36:13	23:47

### Rushing

**Cowboys** – Randle, 19 for 65; Harris, 1 for 6; Romo, 4 for 2; Tanner, 2 for 1, 1 TD.

**Eagles** – McCoy, 18 for 55; Foles, 3 for 25; Brown, 2 for 4.

### Passing

**Cowboys** – Romo, 28-of-47, 317 yards, 1 TD, 2 INT.

**Eagles** – Foles, 11-of-29, 80 yards; Barkley, 11-of-20, 129 yards, 3 INT.

### Receiving

**Cowboys** – Bryant, 8 for 110; T. Williams, 6 for 71, 1 TD; Beasley, 6 for 53; Witten, 4 for 48; Randle, 3 for 28; Tanner, 1 for 7.

**Eagles** – Cooper, 6 for 88; McCoy, 6 for 26; Ertz, 3 for 33; Avant, 3 for 32; Jackson, 3 for 21; Celek, 1 for 9.

## Detroit 31, Dallas 30

Ford Field, October 27, 2013  
Attendance: 64,379

The Detroit Lions handed the Dallas Cowboys a 31-30 loss on a last-minute touchdown drive. Detroit began the scoring late in the first quarter when Calvin Johnson caught a two-yard touchdown pass from Matt Stafford. Dallas countered in the second with 10 unanswered points by way of a 53-yard Dan Bailey field goal and a five-yard Tony Romo-to-Dez Bryant touchdown hookup for a 10-7 lead at halftime.

The Cowboys added to their lead in the third quarter when Bailey hit another 53-yard field goal to build 13-7 advantage. A combined 41 points from both teams in seven consecutive drives lit up the scoreboard in the fourth quarter. The Lions began the final quarter with a 20-yard David Akers field goal, trimming the lead to 13-10. Dallas answered when Romo found Terrance Williams three plays later for a 60-yard scoring strike for a 20-10 Dallas lead. Detroit answered on its next drive as Joique Bell rushed in from one-yard out to create a 20-17 game. The Cowboys offense came right back with a 50-yard Romo touchdown pass to Bryant, putting Dallas up by 10 points, 27-17. The Lions returned serve with a one-yard Reggie Bush rushing touchdown as the lead dipped to 27-24. Bailey drilled a 44-yard field goal on the next possession for a 30-24 game. With a 1:02 remaining, Detroit used a six play, 80-yard drive that took 0:50 seconds capped off with a one-yard Stafford leap in the endzone for the final 31-30 margin.

	1	2	3	4	Final
Cowboys	0	10	3	17	30
Lions	7	0	0	24	31

DET	--	Johnson 2 pass from Stafford (Akers kick)
DAL	--	FG Bailey 53
DAL	--	Bryant 5 pass from Romo (Bailey kick)
DAL	--	FG Bailey 53
DET	--	FG Akers 20
DAL	--	T. Williams 60 pass from Romo (Bailey kick)
DET	--	J. Bell 1 run (Akers kick)
DAL	--	Bryant 50 pass from Romo (Bailey kick)
DET	--	Bush 1 run (Akers kick)
DAL	--	FG Bailey 44
DET	--	Stafford 1 run (Akers kick)

	Cowboys	Lions
First Downs.....	13	29
Total Net Yards.....	268	623
Net Yards Rushing.....	62	143
Net Yards Passing.....	206	480
Passes.....	30-14	48-33
Sacked/Yards.....	0/0	1/8
Passes Intercepted By.....	2	0
Punts-Average.....	7-44.7	4-50.8
Fumbles-Lost.....	1-0	2-2
Penalties-Yards.....	2-31	8-61
Time of Possession.....	24:49	35:11

### Rushing

**Cowboys** – Randle, 14 for 26; Dunbar, 5 for 16; Tanner, 2 for 8; Romo, 3 for 6; T. Williams 1 for 5; Bryant, 1 for 1.

**Lions** – Bush, 21 for 92, 1 TD; Bell, 4 for 32, 1 TD; Stafford, 3 for 12, 1 TD; Riddick, 1 for 7.

### Passing

**Cowboys** – Romo, 14-of-30, 206 yards, 3 TD.

**Lions** – Stafford, 33-of-48, 488 yards, 1 TD, 2 INT.

### Receiving

**Cowboys** – Bryant, 3 for 72, 2 TD; Randle, 3 for 18; T. Williams, 2 for 64, 1 TD; Witten, 2 for 15; Hanna, 2 for 12; Tanner, 1 for 17; Beasley, 1 for 8.

**Lions** – Johnson, 14 for 329, 1 TD; Bush, 8 for 30; Durham, 4 for 54; Pettigrew, 3 for 31; Bell, 1 for 22; Broyles, 1 for 8; Ross, 1 for 7; Riddick, 1 for 7.



## Dallas 27, Minnesota 23

### AT&T Stadium, November 3, 2013

Attendance: 85,360

The Dallas Cowboys were victorious over the Minnesota Vikings with a 27-23 comeback win at home. Both teams had a field goal in the first quarter with Dan Bailey striking a 41-yarder for Dallas and Blair Walsh hitting a 23-yarder to keep the game even at 3-3. Bailey hit a 44-yard field goal in the second quarter for a 6-3 Dallas lead. Minnesota later took a 10-6 lead later after a six-yard Christian Ponder rushing touchdown.

Dallas scored on its opening drive of the third quarter as Tony Romo found Jason Witten for a 26-yard touchdown giving the Cowboys a 13-10 advantage. On Minnesota's next drive, George Selvie had a sack/fumble that was recovered in the endzone by Nick Hayden, upping Dallas' lead to 20-10. The Vikings responded on their next drive as Ponder threw a 31-yard touchdown to Kyle Rudolph, trimming Dallas' lead to 20-17. Late in the fourth quarter, Adrian Peterson rushed in from 11 yards out giving Minnesota the go-ahead score at 23-20, with a failed PAT. Romo was intercepted on the Cowboys next drive, but the Dallas defense forced a Minnesota punt, setting up the Cowboys with under 3:00 to go in the game. Romo led the team down the field in nine plays, using up 90 yards in 2:09 and finishing with a seven-yard touchdown toss to Dwayne Harris that put Dallas ahead 27-23 with less than 1:00 remaining in regulation. The Vikings had five plays left, but the final pass fell incomplete as the Cowboys held on for the win.

	1	2	3	4	Final
Vikings	3	7	7	6	23
Cowboys	3	3	14	7	27

DAL	--	FG Bailey 41
MIN	--	FG Walsh 23
DAL	--	FG Bailey 44
MIN	--	Ponder 6 run (Walsh kick)
DAL	--	Witten 26 pass from Romo (Bailey kick)
DAL	--	Hayden 0 fumble recovery (Bailey kick)
MIN	--	Rudolph 31 pass from Ponder (Walsh kick)
MIN	--	Peterson 11 run (kick failed)
DAL	--	Harris 7 pass from Romo (Bailey kick)

	Vikings	Cowboys
First Downs.....	22	20
Total Net Yards.....	393	350
Net Yards Rushing.....	169	36
Net Yards Passing.....	224	314
Passes.....	37-25	51-34
Sacked/Yards.....	2/12	3/23
Passes Intercepted By.....	1	1
Punts-Average.....	3-37.7	5-44.4
Fumbles-Lost.....	2-1	0-0
Penalties-Yards.....	4-35	5-45
Time of Possession.....	31:27	28:33

#### Rushing

**Vikings** – Peterson, 25 for 140, 1 TD; Ponder, 4 for 29, 1 TD.  
**Cowboys** – Murray, 4 for 31; Romo, 1 for 8; Randle, 1 for 3; Dunbar, 3 for -6.

#### Passing

**Vikings** – Ponder, 25-of-37, 236 yards, 1 TD, 1 INT.  
**Cowboys** – Romo, 35-of-51, 337 yards, 2 TD, 1 INT.

#### Receiving

**Vikings** – Jennings, 6 for 56; Carlson, 4 for 23; Peterson, 3 for 37; Wright, 3 for 31; Patterson, 3 for 13; Rudolph, 2 for 35, 1 TD; Simpson, 2 for 24; Felton, 1 for 11; Gerhart, 1 for 6.  
**Cowboys** – Witten, 8 for 102, 1 TD; Beasley, 6 for 68; Bryant, 6 for 64; Murray, 6 for 19; Dunbar, 3 for 17; T. Williams, 2 for 33; Harris, 2 for 13, 1 TD; Hanna, 1 for 21.

## New Orleans 49, Dallas 17

### Mercer-Benz Superdome, November 10, 2013

Attendance: 73,018

The Dallas Cowboys were dealt a 49-17 road loss by the New Orleans Saints. Following two punts by each team to start the game, Dallas got up on the scoreboard first with a 37-yard Dan Bailey field goal in the middle of the first quarter. New Orleans answered on the next drive with a Drew Brees-to-Marques Colston 22-yard passing touchdown. At the start the second quarter, the Cowboys wrestled the lead back when DeMarco Murray rushed in from seven yards out to put them back ahead 10-7. However, the momentum began to shift as the Saints scored touchdowns on all three of their next possessions while holding Dallas scoreless to build a 28-10 advantage by halftime. In the New Orleans scoring surge, Brees had two touchdown passes (one yard to Pierre Thomas; 28 yards to Darren Sproles) and Sproles added a three-yard rushing touchdown.

The Saints continued their scoring ways in the third quarter as Mark Ingram rushed into the end zone from four yards out to push the lead up to 35-10. The Cowboys then broke out of their scoreless streak late in the quarter when Tony Romo found Terrance Williams for a 21-yard touchdown that cut the lead to 35-17. In the fourth quarter New Orleans' offense put the game out of reach with two more touchdowns - a 52-yard passing touchdown from Brees-to-Kenny Stills and a one-yard Thomas run - while Dallas failed to score to provide the final 49-17 outcome.

	1	2	3	4	Final
Cowboys	3	7	7	0	17
Saints	7	21	7	14	49

DAL	--	FG Bailey 37
NO	--	Colston 22 pass from Brees (Hartley kick)
DAL	--	Murray 7 run (Bailey kick)
NO	--	P. Thomas 1 pass from Brees (Hartley kick)
NO	--	Sproles 3 run (Hartley kick)
NO	--	Sproles 28 pass from Brees (Hartley kick)
NO	--	Ingram 4 run (Hartley kick)
DAL	--	Williams 21 pass from Romo (Bailey kick)
NO	--	Stills 52 pass from Brees (Hartley kick)
NO	--	P. Thomas 1 run (Hartley kick)

	Cowboys	Saints
First Downs.....	9	40
Total Net Yards.....	193	625
Net Yards Rushing.....	89	242
Net Yards Passing.....	104	383
Passes.....	24-10	41-34
Sacked/Yards.....	3/24	0
Passes Intercepted By.....	0	0
Punts-Average.....	8-50.4	1-33.0
Fumbles-Lost.....	0-0	1-1
Penalties-Yards.....	11-82	6-44
Time of Possession.....	20:28	39:32

#### Rushing

**Cowboys** – Murray, 16 for 89, 1 TD.  
**Saints** – Ingram, 14 for 145, 1 TD; P. Thomas, 17 for 87, 1 TD; Sproles, 5 for 12, 1 TD; McCown, 2 for -2.

#### Passing

**Cowboys** – Romo, 10-of-24, 128 yards, 1 TD.  
**Saints** – Brees, 34-of-41, 392 yards, 4 TD.

#### Receiving

**Cowboys** – Hanna, 3 for 11; Witten, 2 for 27; Bryant, 1 for 44; Williams, 1 for 21, 1 TD; Beasley, 1 for 18; Murray, 1 for 6; Harris, 1 for 1.  
**Saints** – Colston, 7 for 107, 1 TD; Sproles, 7 for 76, 1 TD; P. Thomas, 7 for 24, 1 TD; Graham, 5 for 59; Stills, 3 for 75, 1 TD; Ingram, 2 for 15; Meachem, 1 for 17; Moore, 1 for 14; Watson, 1 for 5.

**Dallas 24, N.Y. Giants 21**  
**MetLife Stadium, November 24, 2013**  
**Attendance: 80,499**

The Dallas Cowboys claimed a 24-21 road victory over the New York Giants, sweeping the series for the first time since 2007.

Orlando Scandrick forced a Victor Cruz fumble, and Jeff Heath scooped up the ball and ran 50 yards for his first career touchdown to give Dallas the first lead. New York got on the scoreboard in the second quarter on a 21-yard Josh Brown field goal. The Cowboys followed suit on their next drive when Tony Romo hit Jason Witten for a 20-yard touchdown that upped the lead to 14-3. The Giants came back on the ensuing drive and added another Brown field goal (23 yards) that made the game 14-6 at halftime.

After New York turned the ball over on downs at the start of the third quarter, Dallas went back to scoring points as Romo once again found Witten - this time from two yards out - for the duo's second scoring connection of the game to extend the lead to 21-6. The Giants came back on the next drive that was capped off by a 27-yard Eli Manning-to-Brandon Myers passing touchdown cutting the Giants deficit to 21-13. New York continued its comeback in the fourth quarter when Manning found Louis Murphy for a four-yard touchdown pass, and coupled with a successful two-point conversion (Andre Brown run), tied the game at 21-21. With 4:45 remaining in regulation, Romo led Dallas on a 14-play, 64-yard drive that culminated a Dan Bailey 35-yard field goal as time expired.

	1	2	3	4	Final
Cowboys	7	7	7	3	24
Giants	0	6	7	8	21

- DAL -- Heath 50 fumble return (Bailey kick)
- NYG -- FG J. Brown 21
- DAL -- Witten 20 pass from Romo (Bailey kick)
- NYG -- FG J. Brown 23
- DAL -- Witten 2 pass from Romo (Bailey kick)
- NYG -- Myers 27 pass from Manning (Brown kick)
- NYG -- Murphy 4 pass from Manning (A. Brown run)
- DAL -- FG Bailey 35

	Cowboys	Giants
First Downs	24	22
Total Net Yards	327	356
Net Yards Rushing	107	202
Net Yards Passing	220	154
Passes	38-23	30-16
Sacked/Yards	4/30	2/20
Passes Intercepted By	0	1
Punts-Average	7-44.7	5-54.6
Fumbles-Lost	1-0	1-1
Penalties-Yards	11-85	11-81
Time of Possession	29:21	30:39

**Rushing**  
**Cowboys** - Murray, 14 for 86; Dunbar, 3 for 20; Romo, 3 for 1.

**Giants** - A. Brown, 21 for 127; Jacobs, 9 for 75.

**Passing**  
**Cowboys** - Romo, 23-of-38, 250 yards, 2 TD, 1 INT.  
**Giants** - Manning, 16-of-30, 174 yards, 2 TD.

**Receiving**  
**Cowboys** - Bryant, 9 for 102; Witten, 4 for 37, 2 TD; Murray, 3 for 40; Dunbar, 2 for 26; Beasley, 2 for 13; Austin, 1 for 17; Williams, 1 for 10; Escobar, 1 for 5.

**Giants** - A. Brown, 4 for 11; Randle, 3 for 64; Myers, 3 for 39, 1 TD; Cruz, 2 for 27; Jernigan, 2 for 24; Pascoe, 1 for 5; Murphy, 1 for 4, 1 TD.

**Dallas 31, Oakland 24**  
**AT&T Stadium, November 28, 2013**  
**Attendance: 87,572**

The Dallas Cowboys were victorious as hosts in their annual Thanksgiving Day game with a 31-24 final over the Oakland Raiders while improving to 7-5 on the season. Oakland scored first on the game's opening kickoff, as Terrance Williams fumbled the return, and it was scooped up by Greg Jenkins and returned 23 yards for a touchdown. Dallas tied the game late in the first quarter when DeMarco Murray plunged into the end zone for a two-yard touchdown. In the second quarter, the Raiders scored two unanswered touchdowns (two Rashad Jennings one-yard touchdown runs) to build a 21-7 lead. With under 2:00 remaining in the first half, the Cowboys offense moved the ball down the field for a four-yard Murray rushing touchdown - his second of the day - to trim the lead to 21-14 before halftime.

Dallas scored on its opening drive of the second half to tie the game at 21-21 when Dez Bryant caught a four-yard pass from Tony Romo. The Cowboys added 10 more points by way of a seven-yard Murray rushing touchdown - his third of the day to mark the first time that had been accomplished by a Dallas rusher since Julius Jones had three at Seattle (12/6/04) - and a 19-yard Dan Bailey field goal to put them ahead 31-21. With a 45-yard field goal by Sebastian Janikowski, Oakland cut the lead to 31-24 with under 0:40 remaining. The ensuing onside kick attempt was unsuccessful as Dallas covered the kick and secured the win.

	1	2	3	4	Final
Raiders	7	14	0	3	24
Cowboys	7	7	7	10	31

- OAK -- G. Jenkins 23 fumble return (Janikowski kick)
- DAL -- Murray 2 run (Bailey kick)
- OAK -- Jennings 1 run (Janikowski kick)
- OAK -- Jennings 1 run (Janikowski kick)
- DAL -- Murray 4 run (Bailey kick)
- DAL -- Bryant 4 pass from Romo (Bailey kick)
- DAL -- Murray 7 run (Bailey kick)
- DAL -- FG Bailey 19
- OAK -- FG Janikowski 45

	Raiders	Cowboys
First Downs	16	23
Total Net Yards	305	352
Net Yards Rushing	50	144
Net Yards Passing	255	208
Passes	30-18	32-23
Sacked/Yards	0/0	2/17
Passes Intercepted By	0	1
Punts-Average	5-53.0	5-47.5
Fumbles-Lost	1-1	3-1
Penalties-Yards	10-71	6-40
Time of Possession	27:41	32:19

**Rushing**  
**Raiders** - Jennings, 17 for 35, 2 TD; McFadden, 5 for 13; Ford, 1 for 3; McGloin, 2 for -1.

**Cowboys** - Dunbar, 12 for 82; Murray, 17 for 63, 3 TD; Romo, 1 for -1.

**Passing**  
**Raiders** - McGloin, 18-of-30, 255 yards, 1 INT.  
**Cowboys** - Romo, 23-of-32, 225 yards, 1 TD.

**Receiving**  
**Raiders** - Holmes, 7 for 136; Streater, 3 for 57; Ford, 3 for 19; Rivera, 2 for 30; Reece, 2 for 5; Jennings, 1 for 8.

**Cowboys** - Bryant, 7 for 61, 1 TD; Murray, 5 for 39; Witten, 3 for 53; Williams, 3 for 23; Beasley, 3 for 19; Austin, 1 for 18; Dunbar, 1 for 12.



## Chicago 45, Dallas 28

Soldier Field, December 9, 2013  
Attendance: 62,229

The Chicago Bears defeated the Dallas Cowboys 45-28 on Monday Night Football. Dallas scored on its opening drive when Dez Bryant hauled in a two-yard passing touchdown from Tony Romo. Chicago tied the game at 7-7 when Josh McCown hit Earl Bennett for a four-yard passing score. The Bears took a 14-7 lead in the second quarter when McCown added a seven-yard rushing score. The Cowboys tied the game at 14-14 when Romo threw a 10-yard touchdown to Jason Witten. Chicago added 10 points before halftime behind a 27-yard Robbie Gould field goal followed by an Alshon Jeffery 25-yard receiving touchdown from McCown that put the Bears ahead 24-14.

Chicago added 11 more points in the third quarter while holding Dallas scoreless in the frame. Gould hit a 34-yard field goal first and then Matt Forte caught a four-yard touchdown pass from McCown (two-point conversion successful) as the score increased to 35-14. The Bears then advanced their lead to 42-14 in the fourth quarter following a 17-yard receiving touchdown by Michael Bush from McCown. The Cowboys scored again when Cole Beasley caught a nine-yard pass from Romo that trimmed the lead to 42-21. Chicago then added a 23-yard Gould field goal late in the quarter that made the score 45-21. Dallas scored one last touchdown in the waning seconds of the game as Joseph Randle added a one-yard rushing score that proved to be the final mark at 45-28.

	1	2	3	4	Final
Cowboys	7	7	0	14	28
Bears	7	17	11	10	45

DAL -- Bryant 2 pass from Romo (Bailey kick)  
CHI -- E. Bennett 4 pass from McCown (Gould kick)  
CHI -- McCown 7 run (Gould kick)  
DAL -- Witten 10 pass from Romo (Bailey kick)  
CHI -- FG Gould 27  
CHI -- Jeffery 25 pass from McCown (Gould kick)  
CHI -- FG Gould 34  
CHI -- Forte 4 pass from McCown (McCown pass to Marshall)  
DAL -- Bush 17 pass from McCown (Gould kick)  
CHI -- Beasley 9 pass from Romo (Bailey kick)  
CHI -- FG Gould 23  
DAL -- Randle 1 run (Bailey kick)

	Cowboys	Bears
First Downs	24	33
Total Net Yards	328	490
Net Yards Rushing	198	149
Net Yards Passing	130	341
Passes	25-14	36-27
Sacked/Yards	2/14	1/7
Passes Intercepted By	0	0
Punts-Average	3-37.3	0-0.0
Fumbles-Lost	0-0	0-0
Penalties-Yards	4-50	2-15
Time of Possession	23:16	36:44

### Rushing

**Cowboys** – Murray, 18 for 146; Randle, 9 for 53, 1 TD; Romo, 1 for 1.  
**Bears** – Forte, 20 for 102; Bush, 8 for 38; McCown, 3 for 16, 1 TD; Jeffery, 1 for 7.

### Passing

**Cowboys** – Romo, 11 of 20, 104 yards, 3 TD; Orton, 3 of 5, 40 yards.  
**Bears** – McCown, 27-of-36, 348 yards, 4 TD.

### Receiving

**Cowboys** – Williams, 2 for 36; Escobar, 2 for 32; Beasley, 2 for 20, 1 TD; Austin, 2 for 19; Bryant, 2 for 12, 1 TD; Murray, 2 for 9; Witten, 1 for 10, 1 TD; Hanna, 1 for 6.  
**Bears** – Forte, 7 for 73, 1 TD; Marshall, 6 for 100; Jeffery, 5 for 84, 1 TD; M. Bennett, 5 for 43; E. Bennett, 2 for 18, 1 TD; Bush, 1 for 17, 1 TD; Rosario, 1 for 13.

## Green Bay 37, Dallas 36

AT&T Stadium, December 15, 2013  
Attendance: 91,054

The Green Bay Packers overcame a 23-point halftime deficit to edge the Dallas Cowboys 37-36. The two teams traded field goals on both drives, with Dan Bailey hitting a 47-yarder, followed by Mason Crosby booting a 57-yarder. Bailey hit another field goal (23) on Dallas' next drive before Dallas pushed its lead to 13-3 with seconds remaining in the first quarter when Tony Romo found Jason Witten for a 25-yard touchdown. Then, Bailey hit two field goals (43, 50) and DeMarco Murray added a one-yard rushing score to give Dallas a 26-3 lead at halftime.

The Packers opened the second half with a Matt Flynn-to-Jordy Nelson 13-yard scoring strike, cutting Dallas' lead to 26-10. The Cowboys countered with a 50-yard Bailey field goal to push the lead to 29-10, but Green Bay came back with another Flynn touchdown as he hit Andrew Quarless for a three-yarder. Following a Dallas punt, Flynn led the Packers to another touchdown as he hit James Starks from 11 yards out that created a 29-24 game. The Cowboys scored with a five-yard hookup from Romo-to-Dez Bryant. Green Bay continued to come back, scoring another touchdown via Flynn, who tossed a three-yarder to James Jones to cut the lead to 36-31. After Romo was intercepted on the next drive, the Packers took the lead on a one-yard rushing plunge by Eddie Lacy (two point attempt failed). With 1:31 remaining in the game, Romo was intercepted once more to end any chance at a Dallas comeback.

	1	2	3	4	Final
Packers	3	0	14	20	37
Cowboys	13	13	3	7	36

DAL -- FG Bailey 47  
GB -- FG Crosby 57  
DAL -- FG Bailey 23  
DAL -- Witten 25 pass from Romo (Bailey kick)  
DAL -- FG Bailey 43  
DAL -- FG Bailey 50  
DAL -- Murray 1 run (Bailey kick)  
GB -- Nelson 13 pass from Flynn (Crosby kick)  
DAL -- FG Bailey 50  
GB -- Quarless 3 pass from Flynn (Crosby kick)  
GB -- Starks 11 pass from Flynn (Crosby kick)  
DAL -- Bryant 5 pass from Romo (Bailey kick)  
GB -- J. Jones 3 pass from Flynn (Crosby kick)  
GB -- Lacy 1 run (pass failed)

	Packers	Cowboys
First Downs	26	27
Total Net Yards	433	466
Net Yards Rushing	150	134
Net Yards Passing	283	332
Passes	39-26	48-29
Sacked/Yards	2/16	3/26
Passes Intercepted By	2	1
Punts-Average	4-49.3	2-51.5
Fumbles-Lost	0-0	0-0
Penalties-Yards	7-59	7-79
Time of Possession	28:20	31:40

### Rushing

**Packers** – Lacy, 21 for 141, 1 TD; Starks, 3 for 12; Flynn, 3 for 3.  
**Cowboys** – Murray, 18 for 134, 1 TD.

### Passing

**Packers** – Flynn, 26-of-39, 299 yards, 4 TD, 1 INT.  
**Cowboys** – Romo, 29-of-48, 358 yards, 2 TD, 2 INT.

### Receiving

**Packers** – Boykin, 6 for 83; Quarless, 6 for 66, 1 TD; Nelson, 5 for 61, 1 TD; Lacy, 4 for 30; J. Jones, 3 for 49, 1 TD; Starks, 1 for 11, 1 TD; Kuhn, 1 for 1.  
**Cowboys** – Bryant, 11 for 153, 1 TD; Witten, 4 for 71, 1 TD; Williams, 4 for 46; Murray, 4 for 19; Beasley, 3 for 19; Austin, 2 for 35; Escobar, 1 for 15.

## Dallas 24, Washington 23

FedEx Field, December 22, 2013  
 Attendance: 80,411

The Dallas Cowboys overcame a nine-point deficit in the fourth quarter to rally for a 24-23 win over the Washington Redskins. Dallas scored first on a three-yard DeMarco Murray rushing touchdown. The Redskins responded with a 36-yard Kai Forbath field goal that made the score 7-3. Forbath hit a 22-yard field goal in the second quarter for Washington to trim the lead to 7-6, but minutes later Dez Bryant made a 14-yard scoring grab from Tony Romo that pushed the Cowboys lead up to 14-6 by halftime.

The Redskins used a 14-0 scoring run in the third quarter to take the lead. First, Pierre Garcon caught an eight-yard touchdown pass from Kirk Cousins, followed by a four-yard Alfred Morris rushing touchdown that gave them a 20-14 advantage. Washington then added a 47-yard Forbath field goal to start the fourth quarter to further extend the lead to 23-14. Dallas added a 25-yard Dan Bailey field goal to cut the lead to 23-17. After the Cowboys defense forced a punt, the offense went back to work with 3:39 remaining in regulation. Romo led the offense down the field in nine plays, spanning 87 yards and took 2:31 off the clock, finishing with a fourth down pass to Murray from 10 yards out to allow Dallas to complete the come-from-behind rally. The Cowboys defense then held Washington to on four downs award Dallas the 24-23 victory.

	1	2	3	4	Final
Cowboys	7	7	0	10	24
Redskins	3	3	14	3	23

- DAL -- Murray 3 run (Bailey kick)
- WAS -- FG Forbath 36
- WAS -- FG Forbath 22
- DAL -- Bryant 14 pass from Romo (Bailey kick)
- WAS -- Garcon 8 pass from Cousins (Forbath kick)
- WAS -- Morris 4 run (Forbath kick)
- WAS -- FG Forbath 47
- DAL -- FG Bailey 25
- DAL -- Murray 10 pass from Romo (Bailey kick)

	Cowboys	Redskins
First Downs.....	16	17
Total Net Yards.....	309	297
Net Yards Rushing.....	95	100
Net Yards Passing.....	214	197
Passes.....	27-17	36-21
Sacked/Yards.....	2/12	0/0
Passes Intercepted By.....	1	1
Punts-Average.....	3-51.7	3-43.7
Fumbles-Lost.....	1-1	0-0
Penalties-Yards.....	6-42	8-44
Time of Possession.....	26:13	33:47

- Rushing**  
**Cowboys** – Murray, 22 for 96, 1 TD; Romo, 1 for -1.  
**Redskins** – Morris, 24 for 88, 1 TD; Cousins, 2 for 10; Morgan, 1 for 4; Helu, 1 for -2.

- Passing**  
**Cowboys** – Romo, 17-of-27, 226 yards, 2 TD, 1 INT.  
**Redskins** – Cousins, 21-of-36, 197 yards, 1 TD, 1 INT.

- Receiving**  
**Cowboys** – Williams, 4 for 84; Bryant, 4 for 73, 1 TD; Murray, 3 for 15, 1 TD; Beasley, 2 for 29; Witten, 2 for 13; Austin, 1 for 8; Clutts, 1 for 4.  
**Redskins** – Garcon, 11 for 144, 1 TD; Moss, 2 for 13; Paulsen, 2 for 7; Young, 2 for 5; Helu, 2 for 5; Robinson, 1 for 14; Davis, 1 for 9.

## Philadelphia 24, Dallas 22

AT&T Stadium, December 29, 2013  
 Attendance: 91,166

The Dallas Cowboys were defeated by the Philadelphia Eagles 24-22, failing to win the NFC East and the chance to clinch a playoff berth while ending their season with a record of 8-8. Alex Henery hit a 47-yard field goal in the first quarter and then LeSean McCoy caught a three-yard touchdown pass from Nick Foles in the second quarter to put Philadelphia up 10-0. Dallas got on the board later in the second quarter when Gavin Escobar made a 17-yard scoring grab from Kyle Orton - who started in place of Tony Romo (back) - to trim the lead to 10-7. The Eagles responded when Foles hit Brent Celek for a 14-yard touchdown pass that upped the lead to 17-7. The Cowboys cut the lead to 17-10 before halftime when Dan Bailey connected on a 44-yard field goal.

Dallas cut the lead to 17-16 with two more unanswered Bailey field goals (43, 36) in the third quarter. The Eagles pushed their lead back up to eight points for a 24-16 advantage when Bryce Brown added a six-yard rushing touchdown. The Cowboys responded with Orton hitting Dez Bryant for a 32-yard touchdown pass, but a two-point conversion attempt failed and left the score at 24-22. The Dallas defense forced a Philadelphia's punt, giving the Cowboys offense one last shot at a comeback. With less than 2:00 on the clock, Orton's first pass of the drive was intercepted to give the ball and the win to Philadelphia.

	1	2	3	4	Final
Eagles	3	14	0	7	24
Cowboys	0	10	6	6	22

- PHI -- FG Henery 47
- PHI -- McCoy 3 pass from Foles (Henery kick)
- DAL -- Escobar 17 pass from Orton (Bailey kick)
- PHI -- Celek 14 pass from Foles (Henery kick)
- DAL -- FG Bailey 44
- DAL -- FG Bailey 43
- DAL -- FG Bailey 36
- PHI -- B. Brown 6 run (Henery kick)
- DAL -- Bryant 32 pass from Orton (pass failed)

	Eagles	Cowboys
First Downs.....	21	21
Total Net Yards.....	366	417
Net Yards Rushing.....	137	59
Net Yards Passing.....	229	358
Passes.....	27-17	46-30
Sacked/Yards.....	5/34	0/0
Passes Intercepted By.....	2	0
Punts-Average.....	5-47.4	3-37.0
Fumbles-Lost.....	1-1	2-1
Penalties-Yards.....	6-50	1-5
Time of Possession.....	29:43	30:17

- Rushing**  
**Eagles** – McCoy, 27 for 131; B. Brown, 2 for 11, 1 TD; Foles, 5 for -5.  
**Cowboys** – Murray, 17 for 51; Orton, 1 for 8.

- Passing**  
**Eagles** – Foles, 17-of-26, 263 yards, 2 TD; B. Smith, 0-of-1, 0 yards.  
**Cowboys** – Orton, 30-of-46, 358 yards, 2 TD, 2 INT.

- Receiving**  
**Eagles** – Celek, 3 for 71, 1 TD; Avant, 3 for 45; Ertz, 3 for 43; Cooper, 3 for 39; Jackson, 3 for 28; Polk, 1 for 34; McCoy, 1 for 3, 1 TD.  
**Cowboys** – Witten, 12 for 135; Bryant, 8 for 99, 1 TD; Murray, 5 for 39; Austin, 2 for 22; Williams, 1 for 39; Escobar, 1 for 17, 1 TD; Beasley, 1 for 7.



# 2013 Regular Season Statistics

## SECOND PLACE, NFC EAST HEAD COACH: JASON GARRETT

### REGULAR SEASON (8-8)

Date	W/L	Score	Opponent	Att.
9/8	W	36-31	N.Y. GIANTS	85,348
9/15	L	16-17	@ Kansas City	76,952
9/22	W	31-7	ST. LOUIS	80,848
9/29	L	21-30	@ San Diego	68,601
10/6	L	48-51	DENVER	92,758
10/13	W	31-16	WASHINGTON	90,239
10/20	W	17-3	@ Philadelphia	69,144
10/27	L	30-31	@ Detroit	64,379
11/3	W	27-23	MINNESOTA	85,360
11/10	L	17-49	@ New Orleans	73,018
11/17			-Bye-	
11/24	W	24-21	@ N.Y. Giants	80,499
11/28	W	31-24	OAKLAND	87,572
12/9	L	28-45	@ Chicago	62,229
12/15	L	36-37	GREEN BAY	91,054
12/22	W	24-23	@ Washington	80,411
12/29	L	22-24	PHILADELPHIA	91,166

### TEAM STATISTICS

	DALLAS	OPP
First Downs	325	388
Rushing	80	122
Passing	213	231
Penalty	32	35
Third Down-Made/Att.	63/180	91/210
Third Down Efficiency	.35.0	.43.3
Fourth Down-Made/Att.	4/6	9/18
Total Net Yards	5,458	6,645
Avg. Per Game	341.1	415.3
Total Plays	957	1,094
Avg. Per Play	5.7	6.1
Net Yards Rushing	1,504	2,056
Avg. Per Game	94.2	128.5
Total Rushes	336	437
Avg. Per Rush	4.5	4.7
Net Yards Passing	3,954	4,589
Avg. Per Game	247.1	286.8
Sacked/Yards Lost	35/272	34/246
Gross Yards	4,226	4,835
Attempts/Completions	586/375	623/403
Pct. of Completions	64.0	64.7
Had Intercepted	12	15
Punts/Average	77/45.0	61/47.2
Net Punting Average	39.1	38.9
Punt Return/Avg.	31/12.5	37/9.2
Kickoff Return/Avg.	45/25.5	38/20.8
Interception Return/Avg.	15/17.1	12/11.7
Penalties/Yards	102/867	112/875
Fumbles/Ball Lost	18/8	16/13
Touchdowns	51	51
Rushing	12	17
Passing	33	33
Returns	6	6
Extra Points/Attempts	47/47	47/48
Two Point Conversion/Att.	1/4	2/3
Field Goals/Atts.	28/30	25/29
Avg. Time of Possession	29:02	30:58

RUSHING	ATT	YDS	AVG	LG	TD
Murray	217	1,121	5.2	43	9
Randle	54	164	3.0	19	2
Dunbar	30	150	5.0	45	0
Romo	20	38	1.9	15	0
Tanner	9	12	1.3	9	1
Orton	1	8	8.0	8	0
Harris	1	6	6.0	6	0
T. Williams	3	4	1.3	5	0
Bryant	1	1	1.0	1	0

COWBOYS	336	1,504	4.5	45	12
Opponents	437	2,056	4.7	60	17

RECEIVING	NO	YDS	AVG	LG	TD
Bryant	93	1,233	13.3	79	13
Witten	73	851	11.7	34	8
Murray	53	350	6.6	22	1
T. Williams	44	736	16.7	82t	5
Beasley	39	368	9.4	23	2
Austin	24	244	10.2	20	0
Hanna	12	73	6.1	21	0
Escobar	9	134	14.9	25	2
Harris	9	80	8.9	24t	2
Randle	8	61	7.6	13	0
Dunbar	7	59	8.4	17	0
Tanner	3	33	11.0	17	0
Clutts	1	4	4.0	4	0

COWBOYS	375	4,226	11.3	82t	33
Opponents	403	4,835	12.0	87	33

INTERCEPTIONS	NO	YDS	AVG	LG	TD
Lee	4	174	43.5	74	1
Carr	3	49	16.3	49t	1
Scandrick	2	0	0.0	0	0
Moore	1	21	21.0	21	0
Allen	1	13	13.0	13	0
Church	1	0	0.0	0	0
Claiborne	1	0	0.0	0	0
Heath	1	0	0.0	0	0
Ware	1	0	0.0	0	0

COWBOYS	15	257	17.1	74	2
Opponents	12	140	11.7	91	0

PUNTING	NO	YDS	AVG	TB	IN	LG	BL	NET
C. Jones	77	3,467	45.0	6	30	62	0	39.1
COWBOYS	77	3,467	45.0	6	30	62	0	39.1
Opponents	61	2,880	47.2	6	20	68	0	38.9

PUNT RETURNS	NO	YDS	AVG	FC	LG	TD
Harris	20	256	12.8	10	86t	1
Beasley	10	68	6.8	3	14	0
Spurlock	1	62	62.0	0	62	0
COWBOYS	31	386	12.5	13	86t	1
Opponents	37	339	9.2	27	26	0

KICKOFF RETURNS	NO	YDS	AVG	LG	TD
Harris	28	857	30.6	90	0
T. Williams	6	142	23.7	32	0
Spurlock	3	51	17.0	19	0
Bosworth	2	29	14.5	16	0
Dunbar	1	28	28.0	28	0
Clutts	1	12	12.0	12	0
Beasley	1	11	11.0	11	0
A. Smith	1	10	10.0	10	0
Randle	1	7	7.0	7	0
Escobar	1	0	0.0	0	0

COWBOYS	45	1,147	25.5	90	0
Opponents	38	791	20.8	45	0

SCORE BY QUARTERS	1	2	3	4	OT	T
COWBOYS	91	125	98	125	-	439
Opponents	67	119	108	138	-	432

FIELD GOALS	11-19	20-29	30-39	40-49	50+
Bailey	2-2	2-2	8-9	10-10	6-7

COWBOYS	2-2	2-2	8-9	10-10	6-7
Opponents	0-0	11-11	6-7	6-7	2-4

Bailey	(30,38,45);(51,30,53);(19,35M);(56M);(43,48);(30);(38);(53,53,44);(41,44);(37);(35);(1);(47,23,43,50,50);(25);(43,43,46)
--------	--

Opp	(20);(57B,40);(36,42,23);(48,50,28);(20,32,33,49M);(60M,31);(20);(23);(37M);(21,23);(19);(27,34,23);(57);(36,22,47);(47)
-----	--

SCORING	TDR	TDP	TDR1	FG	PAT	S	TP
Bailey	0	0	0	28/30	47/47	0	131
Bryant	0	13	0	0/0	0/0	0	78
Murray	9	1	0	0/0	0/0	0	60
Witten	0	8	0	0/0	0/0	0	48
T. Williams	0	5	0	0/0	0/0	0	32
Harris	0	2	1a	0/0	0/0	0	18
Beasley	0	2	0	0/0	0/0	0	12
Escobar	0	2	0	0/0	0/0	0	12
Randle	2	0	0	0/0	0/0	0	12
Carr	0	0	1b	0/0	0/0	0	6
Church	0	0	1c	0/0	0/0	0	6
Hayden	0	0	1d	0/0	0/0	0	6
Heath	0	0	1e	0/0	0/0	0	6
Lee	0	0	1f	0/0	0/0	0	6
Tanner	1	0	0	0/0	0/0	0	6

COWBOYS	12	33	6	28/30	47/47	0	439
Opponents	17	33	1*	25/29	47/48	0	432

\*G. Jenkins 23-yard fum. rtn. vs. Oak (11/28)

2-Pt. Conversions: Team 1/3, Opponents 2/3

a-86-yard pu. rtn. vs. Washington (10/13)

b-47-yard int. rtn. vs. N.Y. Giants (9/8)

c-27-yard fum. rtn. vs. N.Y. Giants (9/8)

d-0-yard fum. rtn. vs. Minnesota (11/3)

e-50-yard fum. rtn. @ N.Y. Giants (11/24)

f-52-yard int. rtn. @ San Diego (9/29)

### USUAL STARTERS

WR	Dez Bryant	LDE	George Selvie
LT	Tyron Smith	LDT	Nick Hayden
LG	Ronald Leary	RDT	Jason Hatcher
C	Travis Frederick	RDE	DeMarcus Ware
RG	Brian Waters (5)	SLB	Justin Durant (5)
	Mackenzy Bernadeau		Kyle Wilber (4)
RT	Doug Free	MLB	Sean Lee (11)
TE	Jason Witten		DeVonte Holoman (2)
WR	Miles Austin (8)	WLB	Bruce Carter (13)
	Terrance Williams	LCB	Brandon Carr
QB	Tony Romo (15)	RCB	Orlando Scandrick (11)
	Kyle Orton	SS	Barry Church (3)
RB	DeMarco Murray (14)	FS	Jeff Heath (9)
	Joseph Randle (2)		J.J. Wilcox (5)
TE	James Hanna (8)		

K	Dan Bailey	Pro Bowlers in Bold
P	Chris Jones	

PASSING	ATT	COMP	YDS	PCT	AVG	PCT	PCT	PCT	INT	INT	LG	SKS/YDS	RATING
Romo	535	342	3,828	63.9	7.2	31	5.8	10	1.9	82t	35/272	96.7	
Orton	51	33	398	64.7	7.8	2	3.9	2	3.9	39	0/0	85.3	
Dal. Total	586	375	4,226	64.0	7.2	33	5.6	12	2.0	82t	35/272	95.7	
Opp. Total	623	403	4,835	64.7	7.8	33	5.3	15	2.4	87	34/246	95.9	

STAFF PLAYERS 2013 SEASON RECORDS PLAYOFF RECORDS HISTORY SIDELINES

## 2013 Defensive Statistics

	Tackles			Sacks	Tk/ Loss	QB Pres.	Int	Pass Def.	Fumbles For.-Rec.
	Solo	Asst.	Total						
1. Church, Barry	100	47	--147		5(-15)		1	6	3-1
2. Lee, Sean	95	28	--123		5(-9)	3	4	6	0-1
3. Carter, Bruce	89	33	--122	2.0(-11)	4(-19)	6		3	
4. Carr, Brandon	56	18	-- 74		2(-8)		3	17	0-1
5. Scandrick, Orlando	61	9	-- 70	2.0(-12)	2(-2)		2	15	1-0
6. Heath, Jeff	42	18	-- 60			1	1	6	1-1
7. Hayden, Nick	28	23	-- 51		2(-2)	16			1-1
8. Hatcher, Jason	23	25	-- 48	11.0(-90)	7(-17)	33		3	2-0
9. Sims, Ernie	35	12	-- 47						1-0
10. Wilcox, J.J.	31	13	-- 44					1	
11. Wilber, Kyle	30	12	-- 42	2.0(-17)	2(-7)	14			1-2
12. Selvie, George	17	22	-- 39	7.0(-52)	7(-17)	22		2	1-1
13. Ware, DeMarcus	22	12	-- 34	6.0(-40)	3(-11)	35	1	2	0-1
14. Claiborne, Morris	27	4	-- 31				1	8	0-1
15. Durant, Justin	20	10	-- 30		2(-8)	2		1	1-1
16. Holloman, DeVonte	18	10	-- 28	2.0(-12)					
17. Allen, Will	9	8	-- 17				1	2	
18. Nevis, Drake	12	4	-- 16		1(-2)	2			
19. Webb, B.W.	9	4	-- 13					1	
20. Wynn, Jarius	2	10	-- 12	1.0(-7)	3(-14)	6		1	
21. Moore, Sterling	7	0	-- 7				1	2	
22. Brown, Everette	2	5	-- 7	1.0(-7)	2(-7)	4			1-0
23. Rayford, Caesar	3	3	-- 6			1			
24. Irvin, Corvey	4	1	-- 5			1		1	
25. Jones, Edgar	3	2	-- 5			3		1	
Lawrence, Cameron	3	2	-- 5						
27. Hamilton, Jakar	2	1	-- 3						
Kearse, Frank	2	1	-- 3						
29. Spencer, Anthony	2	0	-- 2			2			
Vega, Jason	2	0	-- 2						
31. Pellerin, Micah	1	0	-- 1					1	
Cohen, Landon	1	0	-- 1			1			
Austin, Marvin	1	0	-- 1						
34. Bosworth, Kyle	0	1	-- 1						
Carter, David	0	1	-- 1			1			
Dawkins, Everett	0	1	-- 1						
McCray, Danny	0	1	-- 1						
38. Bryant, Dez								1	
Wilson, Martez						1			

## 2013 Special Teams Statistics

	Tackles				Fumbles For.-Rec.	Block Kick
	Solo	Asst.	-	Total		
1. Heath, Jeff	11	-	2	-- 13		
2. Harris, Dwayne	8	-	4	-- 12	0-1	
Lawrence, Cameron	8	-	4	-- 12		
4. Bosworth, Kyle	5	-	7	-- 12		
5. Tanner, Phillip	4	-	5	-- 9		
6. McCray, Danny	6	-	2	-- 8		
7. Wilcox, J.J.	4	-	2	-- 6		
8. Jones, Edgar	4	-	1	-- 5		
9. Church, Barry	2	-	3	-- 5		
10. Webb, B.W.	4	-	0	-- 4		
11. Holloman, DeVonte	3	-	1	-- 4	0-1	
Randle, Joseph	3	-	1	-- 4		
13. Bailey, Dan	2	-	1	-- 3		
Ladouceur, L.P.	2	-	1	-- 3		
15. Hanna, James	1	-	2	-- 3		
Wilber, Kyle	1	-	2	-- 3		
17. Dunbar, Lance	1	-	1	-- 2		
Jones, Chris	1	-	1	-- 2		
19. Williams, Terrance	0	-	2	-- 2		
20. Moore, Sterling	1	-	0	-- 1		
Spurlock, Micheal	1	-	0	-- 1		
22. Sims, Ernie	0	-	1	-- 1		
23. Scandrick, Orlando						



# 2013 Preseason Statistics

RECORD: 2-3

Date	W/L	Score	Opponent	Att.
8/4	W	24-20	Miami at Canton	22,364
8/9	L	17-19	@ Oakland	43,013
8/17	L	7-12	@ Arizona	59,698
8/24	W	24-18	CINCINNATI	76,376
8/29	L	6-24	HOUSTON	76,856

TEAM STATISTICS	DALLAS	OPP
FIRST DOWNS	84	93
Rushing	27	33
Passing	50	54
Penalty	7	6
Third Down-Made/Att.	29/68	24/68
Third Down Efficiency	42.6	35.3
Fourth Down-Made/Att.	1/2	5/10
TOTAL NET YARDS	1,474	1,773
Avg. Per Game	294.8	354.6
Total Plays	298	323
Avg. Per Play	4.9	5.5
NET YARDS RUSHING	530	611
Avg. Per Game	106.0	122.2
Total Rushes	131	146
Avg. Per Rush	4.0	4.2
NET YARDS PASSING	944	1,162
Avg. Per Game	188.8	232.4
Sacked/Yards Lost	17/106	8/59
Good Yards	1,050	1,221
Attempts/Completions	150/94	169/102
Pct. of Completions	62.7	60.4
Had Intercepted	5	5
PUNTS/AVERAGE	26/42.2	15/47.9
Net Punting Average	35.9	43.0
PUNT RET./AVG.	9/3.7	13/12.5
KICKOFF RET./AVG.	14/23.0	9/31.0
INT./AVG. RET.	5/15.4	5/16.4
PENALTIES/YARDS	34/267	25/245
FUMBLES/BALL LOST	6/4	11/5
TOUCHDOWNS	9	8
Rushing	3	1
Passing	5	6
Returns	1	1
EXTRA POINTS/ATT	9/9	7/7
TWO POINT CONV./ATT	0/0	1/1
FIELD GOALS/ATT	5/7	12/14
AVG. TIME OF POSS.	29:49	30:11

SCORING	TDR	TD	TP	ZFR	FG	PAT	S	TP
Bailey	0	0	0	0	5/7	9/9	0	24
Austin	0	1	0	0	0/0	0/0	0	6
Bailey	0	1	0	0	0/0	0/0	0	6
Bryant	0	1	0	0	0/0	0/0	0	6
Escobar	0	1	0	0	0/0	0/0	0	6
Holloman	0	0	1a	0	0/0	0/0	0	6
K.Lawrence	1	0	0	0	0/0	0/0	0	6
Murray	0	1	0	0	0/0	0/0	0	6
Randle	1	0	0	0	0/0	0/0	0	6
Tanner	1	0	0	0	0/0	0/0	0	6
Dal. Total	3	5	1	0	5/7	9/9	0	78
Opp. Total	0	4	1*	0	10/12	3/3	0	51

2-PT. Conversions: Team 0-0, Opponents 1-1

a- 75-yard int. rtn., vs. Miami (8/4)

\*B.Tate 75-yard pu. rtn., vs. Cincinnati (8/24)

RUSHING	ATT	YDS	AVG	LG	TD
Randle	55	215	3.9	18	1
Tanner	37	158	4.3	17	1
Murray	19	73	3.8	15	0
Dunbar	8	45	5.6	12	0
Tanney	7	25	3.6	9	0
K. Lawrence	5	14	2.8	7t	1
Dal. Total	131	530	4.0	18	3
Opp. Total	146	611	4.2	41	1

RECEIVING	NO	YDS	AVG	LG	TD
Bryant	13	183	14.1	27	1
Benford	11	135	12.3	32	0
Escobar	11	64	5.8	10	1
Austin	8	106	13.3	23	1
Harris	7	78	11.1	16	0
Beasley	6	84	14.0	23	1
Dunbar	6	83	13.8	43	0
Rosario	4	54	13.5	23	0
Armstrong	4	47	11.8	18	0
Randle	4	31	7.8	15	0
Green	3	47	15.7	32	0
Amos	3	29	9.7	12	0
Murray	3	25	8.3	11	1
T. Williams	2	16	8.0	11	0
Hanna	2	9	4.5	8	0
Tanner	2	4	2.0	6	0
A. Smith	1	27	27.0	27	0
K. Lawrence	1	15	15.0	15	0
Witten	1	11	11.0	11	0
Coale	1	1	1.0	1	0
Cochart	1	1	1.0	1	0
Dal. Total	94	1,050	11.2	43	5
Opp. Total	102	1,221	12.0	45	6

INTERCEPTIONS	NO	YDS	AVG	LG	TD
Holloman	2	77	38.5	75t	1
Brewer	1	6	6.0	6	0
Wilcox	1	0	0.0	0	0
Webb	1	-6	-6.0	-6	0
Dal. Total	5	77	15.4	75t	1
Opp. Total	5	82	16.4	29	0

PUNTING	NO	YDS	AVG	TB	INT	LG	BL	NET
C. Jones	22	980	44.5	0	11	64	0	37.4
Benton	4	116	29.0	0	1	35	0	28.0
Dal. Total	26	1,096	42.2	0	12	64	0	35.9
Opp. Total	15	718	47.9	2	5	61	0	43.0

PUNT RETURNS	NO	YDS	AVG	FC	LG	TD
Beasley	4	28	7.0	0	13	0
Harris	3	5	1.7	0	6	0
Webb	2	0	0.0	0	0	0
Dal. Total	9	33	3.7	0	13	0
Opp. Total	13	162	12.5	5	75t	1

KICKOFF RETURNS	NO	YDS	AVG	LG	TD
Randle	5	113	22.6	25	0
Harris	4	97	24.3	28	0
Beasley	2	52	26.0	28	0
Armstrong	1	22	22.0	22	0
Wilcox	1	20	20.0	20	0
Webb	1	18	18.0	18	0
Dal. Total	14	322	23.0	28	0
Opp. Total	9	279	31.0	53	0

SCORE BY

QUARTERS	1	2	3	4	OT	T
COWBOYS	10	34	7	27	--	78
Opponent	20	19	16	38	--	93

FIELD GOALS	11-19	20-29	30-39	40-49	50+
Bailey	0-0	1-2	3-3	1-1	0-1
Dal. Total	0-0	1-2	3-3	1-1	0-1
Opp. Totals	0-0	5-5	1-2	4-5	2-2

Bailey: (49);(38,26B);();(50M,26);(38,39)  
Opponents: (27,45);(51,40,42,23,46M);  
(25,53,30M,40,22);(28);(39)

Sacks: Selvie 3.0, Bass 1.0, Holloman 1.0,  
Lacey 1.0, Reed 1.0, Hatcher 0.5, Lee 0.5.  
Total: 8.0

Fumbles Lost: Bryant 1, Dunbar 1, Harris 1,  
Webb 1. Total: 4

Opp. Fum. Recoveries: Carr 1, Hatcher 1,  
Hayden 1, Pellerin 1, Vega 1. Total: 5

DEFENSIVE STATS

Tackles	Solo	Asst.	Total
Wilcox, J.J.	15	5	--
Lawrence, Cameron	15	1	--
Reed, Taylor	10	6	--
Holloman, DeVonte	11	4	--
Magee, Brandon	10	5	--
Heath, Jeff	9	5	--
Webb, B.W.	9	3	--
Lee, Sean	9	1	--
Selvie, George	8	2	--
Cohen, London	7	3	--
Underwood, Brandon	7	2	--
Hamilton, Jamar	6	3	--
McSurdy, Caleb	6	3	--
Moore, Sterling	5	3	--
Brewer, Xavier	6	1	--
Carter, Bruce	6	1	--
Church, Barry	6	1	--
Pendleton, Jeris	6	1	--
Long, Jerome	6	0	--
Bass, Ben	5	1	--
Carr, Brandon	5	1	--
Fletcher, Jabari	5	0	--
Lacey, Deon	4	1	--
McCray, Danny	4	1	--
Pellerin, Micah	4	1	--
Frampton, Eric	3	2	--
Hayden, Nick	3	1	--
Vega, Jason	3	1	--
Durant, Justin	3	0	--
Sims, Ernie	2	1	--
Taylor, Monte	1	2	--
Gibson, Thaddeus	2	0	--
Johnson, Matt	2	0	--
Ware, DeMarcus	2	0	--
Hatcher, Jason	1	1	--
Wilber, Kyle	1	1	--
Allen, Will	1	0	--
Lissemore, Sean	1	0	--
Scandrick, Orlando	1	0	--

Sacks (Loss)	
Selvie, George	3.0 (-26)
Lacey, Deon	1.0 (-7)
Reed, Taylor	1.0 (-5)
Bass, Ben	1.0 (-4)
Holloman, DeVonte	1.0 (-2)
Lee, Sean	0.5 (-4)
Hatcher, Jason	0.5 (-4)

PASSING	ATT	COMP	YDS	PCT	AVG	PCT	PCT	INT	LG	SKS/YDS	RATING
Tanney	73	40	423	54.8	5.8	1	1.4	2	2.7	32	11/74
Romo	36	26	367	72.2	10.2	2	5.6	0	0.0	43	3/20
Orton	22	17	158	77.3	7.2	2	9.1	2	9.1	18	1/1
Stephens	19	11	102	57.9	5.4	0	0.0	1	5.3	23	2/11
Dal. Total	150	94	1,050	62.7	7.0	5	3.3	5	3.3	43	17/106
Opp. Total	169	102	1,221	60.4	7.2	6	3.6	5	3.0	45	8/59

STAFF PLAYERS RECORDS PLAYOFF RECORDS HISTORY SIDELINES





# 2013 Game-by-Game

## COWBOYS DEFENSE

	FIRST DOWNS			TOTAL OFF.		RUSHING			PASSING			INT BY DAL		PUNTS		PUNT RETURNS			KO RETURNS		PEN.		FUM.			SCORING								
	T	R	Pa	Pe	YDS	PLYS	YDS	ATT	YDS	SK/YD	ATT	COM	I	NO	YDS	TD	NO	YDS	FC	TD	NO	YDS	TD	NO	YDS	NOLT	TD	TDr	TdP	TdR	PAT	2-PT	FG	T.O.P.
N.Y. GIANTS	21	3	18	0	478	59	50	14	428	3/22	42	27	3	1	91	0	3-54.7	5	20	1	0	1	26	0	6-52	3/3	4	0	4	0	4/4	0/0	1/1	22-50
@ Kansas City	19	6	12	1	313	65	114	25	199	4/24	36	21	0	0	0	0	7-43.9	3	41	1	0	2	25	0	10-45	0/0	2	0	2	0	22	0/0	12	28-13
ST. LOUIS	17	3	11	3	232	67	35	12	197	6/43	49	29	0	0	0	0	5-47.6	2	16	0	0	2	46	0	5-41	1/1	1	0	1	0	1/1	0/0	0/0	26-32
@ San Diego	27	5	20	2	506	70	112	27	394	1/7	42	35	1	0	0	0	4-39.8	1	12	2	0	1	18	0	7-85	0/0	3	0	3	0	3/3	0/0	3/3	34-03
DENVER	34	9	20	5	517	73	103	31	414	0/0	42	33	1	1	0	0	0-0	1	9	0	0	4	93	0	5-55	2/1	6	2	4	0	6/6	0/0	3/3	32-34
WASHINGTON	25	11	10	4	433	75	216	33	217	3/29	39	19	1	1	4	0	3-47.0	4	17	0	0	2	29	0	12-104	2/1	1	1	0	0	1/1	0/0	3/4	34-32
@ Philadelphia	19	3	13	3	278	75	84	23	194	3/15	49	22	3	2	36	0	4-50.8	1	5	5	0	1	23	0	5-33	0/0	0	0	0	0	0/0	0/0	1/2	23-47
@ Detroit	29	11	17	1	623	78	143	29	480	1/8	48	33	2	0	0	0	4-50.8	1	4	2	0	1	44	0	8-61	2/2	4	3	1	0	4/4	0/0	1/1	35-11
MINNESOTA	22	8	13	1	393	68	169	29	224	2/12	37	25	1	1	1	0	3-37.7	2	35	3	0	6	124	0	4-35	2/1	3	2	1	0	2/3	0/0	1/1	31-27
@ New Orleans	40	15	20	5	625	80	242	38	383	1/9	41	34	0	0	0	0	1-33.0	4	18	3	0	0	0	0	6-44	1/1	7	3	4	0	7/7	0/0	0/1	39-32
@ N.Y. Giants	22	11	8	3	356	62	202	30	154	2/20	30	16	0	1	-4	0	5-54.6	1	16	4	0	4	85	0	11-81	1/1	2	0	2	0	1/1	1/1	2/2	30-39
OAKLAND	16	4	12	0	305	55	50	25	255	0/0	30	18	1	0	0	0	5-53.0	4	42	1	0	5	97	0	10-71	1/1	3	2	0	1	3/3	0/0	1/1	27-41
@ Chicago	33	10	19	4	490	69	149	32	341	1/7	36	27	0	0	0	0	0-0	1	19	1	0	4	62	0	2-15	0/0	5	1	4	0	4/4	1/1	3/3	36-44
GREEN BAY	26	8	16	2	433	68	150	27	283	2/16	39	26	1	2	-5	0	4-49.3	1	26	0	0	0	0	0	7-59	0/0	5	1	4	0	4/4	0/1	1/1	28-20
@ Washington	17	6	10	1	297	64	100	28	197	0/0	36	21	1	1	6	0	3-43.7	3	35	0	0	5	107	0	8-44	0/0	2	1	1	0	2/2	0/0	3/3	33-47
PHILADELPHIA	21	9	12	0	366	66	137	34	229	5/34	27	17	0	2	11	0	5-47.4	2	24	1	0	1	11	0	6-50	1/1	3	1	2	0	3/3	0/0	1/1	29-43
<b>2013 Totals</b>	<b>388</b>	<b>122</b>	<b>231</b>	<b>35</b>	<b>6,645</b>	<b>1,094</b>	<b>2,056</b>	<b>437</b>	<b>4,589</b>	<b>34/246</b>	<b>623</b>	<b>403</b>	<b>15</b>	<b>12</b>	<b>140</b>	<b>0</b>	<b>61-47.2</b>	<b>36</b>	<b>339</b>	<b>24</b>	<b>0</b>	<b>39</b>	<b>790</b>	<b>0</b>	<b>112-875</b>	<b>16/13</b>	<b>51</b>	<b>17</b>	<b>33</b>	<b>147/48</b>	<b>2/3</b>	<b>25/29</b>	<b>30-58</b>	

3rd DOWN	9/8	N.Y. Giants	.....	6/11	54.5%	10/6	DENVER	.....	9/13	69.2%	11/3	MINNESOTA	.....	5/13	38.5%	12/9	@ Chicago	.....	8/11	72.7%
EFFICIENCY	9/15	@ Kansas City	.....	4/13	30.8%	10/13	WASHINGTON	.....	8/16	50.0%	11/10	@ New Orleans	.....	9/12	75.0%	12/15	GREEN BAY	.....	7/13	53.8%
	9/22	ST. LOUIS	.....	1/13	7.7%	10/20	@ Philadelphia	.....	4/18	22.2%	11/24	@ N.Y. Giants	.....	3/12	25.0%	12/22	@ Washington	.....	7/16	43.8%
	9/29	@ San Diego	.....	5/12	41.7%	10/27	@ Detroit	.....	3/11	27.3%	11/28	OAKLAND	.....	7/13	53.9%	12/39	PHILADELPHIA	.....	5/13	38.0%

STAFF

PLAYERS

2013 SEASON

RECORDS

PLAYOFF  
RECORDS

HISTORY

SIDELINES





# RECORDS



## Cowboys All-Time Leaders

## RUSHING (yards)

Player	Att.	Yards	Avg.	Long	TD
1. Smith, Emmitt (1990-2002).....	4,052	17,162	4.2	75t	153
2. Dorsett, Tony (1977-87).....	2,755	12,036	4.4	99t	72
3. Perkins, Don (1961-68).....	1,500	6,217	4.2	59	42
4. Hill, Calvin (1969-74).....	1,166	5,009	4.3	55	39
5. Newhouse, Robert (1972-83).....	1,160	4,784	4.1	54	31
6. Barber, Marion (2005-10).....	1,042	4,358	4.2	54	47
7. Garrison, Walt (1966-74).....	899	3,886	4.3	41	30
8. Walker, Herschel (1986-89, 1996-97).....	818	3,491	4.3	84t	27
9. Jones, Julius (2004-07).....	885	3,484	3.9	77t	18
10. Jones, Felix (2008-12).....	569	2,728	4.8	60t	11
11. Murray, DeMarco (2011-13).....	542	2,681	4.9	91t	15
12. Staubach, Roger (1969-79).....	410	2,264	5.5	33t	20
13. Springs, Ron (1979-84).....	604	2,180	3.6	46t	28
14. Marsh, Amos (1961-64).....	427	2,065	4.8	71	14
15. Reeves, Dan (1965-72).....	535	1,990	3.7	67t	25

## RECEIVING (yards)

Player	Rec.	Yards	Avg.	Long	TD
1. Irvin, Michael (1988-99).....	750	11,904	15.9	87t	65
2. Witten, Jason (2003-13).....	879	9,799	11.1	69	52
3. Hill, Tony (1977-86).....	479	7,988	16.7	75t	51
4. Pearson, Drew (1973-83).....	489	7,822	16.0	67t	48
5. Hayes, Bob (1965-74).....	365	7,295	20.0	95t	71
6. Clarke, Frank (1960-67).....	281	5,214	18.6	80t	50
7. Austin, Miles (2006-13).....	301	4,481	14.9	69t	34
8. Bryant, Dez (2010-13).....	293	4,104	14.0	85t	40
9. Cosbie, Doug (1979-88).....	300	3,728	12.4	61t	30
10. Owens, Terrell (2006-08).....	235	3,587	15.3	75t	38
11. Novacek, Jay (1990-96).....	339	3,576	10.5	49t	22
12. DuPree, Billy Joe (1973-83).....	267	3,565	13.4	42t	41
13. Rentzel, Lance (1967-70).....	183	3,521	19.2	86t	31
14. Dorsett, Tony (1977-87).....	382	3,432	9.0	91t	13
15. Glenn, Terry (2003-07).....	208	3,337	16.0	71t	20

## PASSING (rating - Min. 1500 att.)

Player	Att.	Comp.	Pct.	Yards	TD	Long	Int.	Rating
1. Romo, Tony (2003-13).....	3,775	2,439	64.6	29,565	208	85t	101	95.8
2. Staubach, Roger (1969-79).....	2,958	1,685	57.0	22,700	153	91t	109	83.4
3. White, Danny (1976-88).....	2,950	1,761	59.7	21,959	155	80t	132	81.7
4. Aikman, Troy (1989-2000).....	4,715	2,898	61.5	32,942	165	90t	141	81.6
5. Meredith, Don (1960-68).....	2,308	1,170	50.7	17,199	135	95t	111	74.7

## SCORING

Player	TD	2PT	PAT	FG	TP
1. Smith, Emmitt (1990-2002).....	164	1	-	-	986
2. Septien, Rafael (1978-86).....	-	-	388	162	874
3. Dorsett, Tony (1977-87).....	86	-	-	-	516
4. Hayes, Bob (1965-74).....	76	-	-	-	456
5. Irvin, Michael (1988-99).....	65	1	-	-	392
6. Bailey, Dan (2011-13).....	-	-	123	89	390
7. Clark, Mike (1968-71, 73).....	-	-	180	69	387
8. Boniol, Chris (1994-96).....	-	-	118	81	361
9. Folk, Nick (2006-09).....	-	-	131	64	323
10. Cunningham, Richie (1997-99).....	-	-	95	75	320

## FIELD GOALS (Min. 75 made)

Player	Att.	Made	Pct.	Long
1. Septien, Rafael (1978-86).....	226	162	.717	53
2. Bailey, Dan (2011-13).....	98	89	.908	53
3. Boniol, Chris (1994-96).....	93	81	.871	52
4. Cunningham, Richie (1997-99).....	94	75	.798	54



### PUNTING (Min. 300)

Player	No.	Yds.	Avg.	TB	IN20	Long	Blk.	Net
1. McBriar, Mat (2004-11).....	494	22,369	45.3	54	175	75	3	38.1
2. Gowin, Toby (1997-99, 2003).....	338	14,099	41.7	41	106	72	1	35.5
3. Saxon, Mike (1985-92).....	591	24,542	41.5	68	166	64	4	34.8
4. White, Danny (1976-88).....	612	24,571	40.1	74	144	73	5	34.1

### INTERCEPTIONS

Player	No.	Yards	Avg.	Long	TD
1. Renfro, Mel (1964-77).....	52	626	12.0	90t	3
2. Walls, Everson (1981-89).....	44	391	8.9	37	0
3. Waters, Charlie (1970-78, 80-81).....	41	584	14.2	56t	2
4. Thurman, Dennis (1978-85).....	36	562	15.6	96t	4
5. Downs, Michael (1981-88).....	34	433	12.7	31t	1
Green, Cornell (1962-74).....	34	552	16.2	59t	2
7. Jordan, Lee Roy (1963-76).....	32	472	14.8	49t	3
Newman, Terence (2003-11).....	32	345	10.8	70t	3
9. Harris, Cliff (1970-79).....	29	281	9.7	60t	1
10. Howley, Chuck (1961-73).....	24	395	16.5	58t	2
11. Woodson, Darren (1992-2003).....	23	271	11.8	94t	2
12. Bishop, Don (1960-65).....	22	364	16.5	57	0
13. Gaechter, Mike (1962-69).....	21	420	20.0	100t	1
14. Williams, Roy (2002-08).....	19	307	16.2	86t	3
Smith, Kevin (1992-99).....	19	190	10.0	32t	1

### TACKLES

Player	No.	Player	No.
1. Woodson, Darren (1992-03).....	1,350	9. Ware, DeMarcus (2005-13).....	710
2. White, Randy (1975-88).....	1,104	10. Bates, Bill (1983-97).....	701
3. Coakley, Dexter (1997-04).....	1,046	11. Jeffcoat, Jim (1983-94).....	698
4. Jones, Ed (1974-78, 1980-89).....	1,032	12. Tolbert, Tony (1989-97).....	684
5. Breunig, Bob (1975-84).....	1,016	13. Nguyen, Dat (1999-05).....	665
6. James, Bradie (2003-11).....	1,009	14. Hegman, Mike (1976-88).....	649
7. Lockhart, Eugene (1984-90).....	897	Walls, Everson (1981-89).....	649
8. Downs, Michael (1981-88).....	820	<i>*Tackles are based off of coaching film.</i>	

### SACK LEADERS

Player	No.	Player	No.
1. Ware, DeMarcus (2005-13).....	117.0	9. Ellis, Greg (1998-08).....	77.0
2. Martin, Harvey (1973-83).....	114.0	10. Cole, Larry (1968-80).....	60.0
3. White, Randy (1975-88).....	111.0	11. Tolbert, Tony (1989-97).....	59.0
4. Jones, Ed (1974-78, 1980-89).....	106.0	12. Haley, Charles (1992-96).....	34.0
5. Andrie, George (1962-72).....	97.0	12. <b>Spencer, Anthony (2007-13)</b> .....	<b>32.5</b>
6. Pugh, Jethro (1965-78).....	95.5	13. Toomay, Pat (1970-74).....	31.5
7. Jeffcoat, Jim (1983-94).....	94.5	14. Ratliff, Jay (2005-12).....	27.0
8. Lilly, Bob (1961-74).....	94.0	<i>*Sacks did not become an official stat until 1982.</i>	

### SPECIAL TEAMS TACKLE LEADERS

Player	No.	Player	No.
1. Bates, Bill (1983-97).....	216	9. Burnett, Kevin (2005-08).....	64
2. Woodson, Darren (1992-2003).....	134	10. Davis, Billy (1995-98).....	64
3. Davis, Keith (2002, 2004-08).....	97	11. Coakley, Dexter (1997-2004).....	62
4. Williams, Charlie (1995-2000).....	81	12. Hellestrae, Dale (1990-2000).....	61
5. Gant, Kenneth (1990-94).....	77	13. Schwantz, Jim (1994-96).....	60
6. McCray, Danny (2010-13).....	74	14. Reese, Izell (1998-2001).....	57
7. Hurd, Sam (2006-10).....	72	15. Watkins, Patrick (2006-09).....	56
8. Marion, Brock (1993-97).....	70	<i>*Special teams tackles since 1988.</i>	

\*Current Players in Bold

## PUNT RETURNS (Min. 75 returns)

Player	No.	Yards	Avg.	Long	TD
1. Sanders, Deion (1995-99).....	89	1,184	13.3	83t	4
2. Hayes, Bob (1965-74).....	104	1,158	11.1	90	3
3. Martin, Kelvin (1987-92, 1996).....	179	1,803	10.1	85t	3
4. Williams, Kevin (1993-96).....	95	913	9.6	83t	3
5. Crayton, Patrick (2004-09).....	111	1,066	9.6	82t	2
6. Johnson, Butch (1976-83).....	146	1,313	9.0	55	0
7. Jones, James (1980-82, 1984-85).....	87	736	8.5	52	0
8. Renfro, Mel (1964-77).....	109	842	7.7	69t	1

## KICKOFF RETURNS (Min. 75 returns)

Player	No.	Yards	Avg.	Long	TD
1. Renfro, Mel (1964-77).....	85	2,246	26.4	100t	2
2. Walker, Herschel (1986-89, 1996-97).....	77	1,946	25.3	89	0
3. Thompson, Tyson (2005-07).....	98	2,416	24.7	72	0
4. Austin, Miles (2006-13).....	89	2,146	24.1	60	0
5. Swinton, Reggie (2001-03).....	87	2,089	24.0	100t	1
6. Williams, Kevin (1993-96).....	144	3,416	23.7	87t	1
7. Johnson, Butch (1976-83).....	79	1,832	23.2	74	0
8. Dixon, James (1989-91).....	101	2,315	22.9	97t	1
9. Clack, Darryl (1986-89).....	83	1,802	21.7	51	0

## COMBINED YARDAGE

Player	Total	Rush	Rec	Int. Ret.	Punt Ret.	Kick Ret.	Fum. Ret.
1. Smith, Emmitt (1990-2002).....	20,174	17,162	3,012	0	0	0	0
2. Dorsett, Tony (1977-87).....	15,501	12,036	3,432	0	0	0	33
3. Irvin, Michael (1988-99).....	11,910	6	11,904	0	0	0	0
4. Witten Jason (2003-13).....	<b>9,799</b>	0	<b>9,799</b>	0	0	0	0
5. Hayes, Bob (1965-74).....	9,104	70	7,295	0	1,158	581	0
6. Hill, Tony (1977-86).....	8,436	84	7,988	0	268	96	0
7. Pearson, Drew (1973-83).....	8,180	190	7,822	0	13	155	0
8. Perkins, Don (1961-68).....	8,005	6,217	1,310	0	8	443	0

\* Current Players in Bold



**DeMarcus Ware** had two sacks against St. Louis (9/22/13) to surpass Harvey Martin (114.0) as the club's all-time (unofficial) sack leader. He finished his Cowboys career with 117.0 sacks.



# COWBOYS OFFENSE YEAR-BY-YEAR

YEAR	TOTAL	1ST DOWNS RUSH	PASS	PEN	NET OFFENSE YDS-PLYS	RUSHING YDS-ATT	NET	SACKS	PASSING GROSS	ATT	COMP	INT	PENALTIES NO-YDS	FUMBLES NO-LOST	TDS	POINTS	NFC RANK TOT-RU-PA	AFC RANK TOT-RU-PA	NFL RANK TOT-RU-PA
1960	180	57	105	18	3,153-698	1,049-311	2,104	33/284	2,388	354	163	33	62-600	21-17	23	177			12-13-5
1961	239	100	130	9	4,480-963	1,819-414	2,661	27/257	1,819	422	215	27	47-427	46-21	29	236			8-10-6
1962	246	101	136	9	4,912-843	2,040-434	2,872	29/243	3,115	380	200	17	62-639	32-19	51	398			2-3-7
1963	248	105	132	11	4,263-839	1,795-420	2,468	44/331	2,799	375	200	21	67-627	29-15	40	305			9-6-9
1964	230	89	119	22	3,704-893	1,691-421	2,031	68/503	2,516	404	192	24	97-952	39-19	30	250			14-8-13
1965	211	87	108	16	3,995-833	1,608-416	2,387	55/369	2,756	362	168	18	78-710	31-17	40	325			10-8-9
1966	287	124	139	24	5,145-926	2,122-471	3,023	42/308	3,331	413	214	14	83-824	23-10	56	445			1-2-1
1967	261	109	141	11	4,699-936	1,900-477	2,799	42/294	3,093	417	210	28	81-785	25-13	45	342			5-5-6
1968	297	135	143	19	5,117-913	2,071-480	3,026	34/269	3,295	399	217	18	77-751	21-15	54	431			1-2-1
1969	275	133	125	17	5,122-931	2,276-532	2,846	44/366	3,212	355	189	18	81-840	28-12	44	369			1-1-4
1970	229	119	95	15	4,449-858	2,300-522	2,149	39/296	2,445	297	149	16	87-934	29-12	35	299			2-1-9
1971	288	135	144	9	5,035-905	2,249-512	2,786	32/251	3,037	361	206	14	94-952	30-21	50	406			1-3-1
1972	256	118	126	12	4,466-897	2,124-499	2,342	31/238	2,580	367	196	23	90-841	27-15	36	319			6-9-8
1973	281	139	127	15	4,751-906	2,418-542	2,333	43/269	2,602	321	192	16	83-762	25-12	46	382			4-5-7
1974	295	147	129	19	4,983-974	2,454-542	2,529	47/327	2,856	385	206	15	86-703	31-16	38	297			1-1-3
1975	288	132	142	14	5,025-986	2,432-571	2,593	39/242	2,835	376	207	17	94-715	25-18	41	350			3-5-4
1976	269	111	140	18	4,884-958	2,147-538	2,737	30/230	2,967	390	222	13	94-761	26-16	34	296			4-12-5
1977	272	118	136	18	4,812-969	2,369-564	2,443	33/246	2,889	372	215	10	106-885	26-14	42	345			1-4-4
1978	342	146	167	29	5,959-1,107	2,783-625	3,176	33/229	3,405	449	251	17	96-816	36-18	48	384			2-3-3
1979	339	122	195	22	5,968-1,122	2,375-578	3,593	41/290	3,883	503	287	13	100-845	33-21	45	371			2-10-4
1980	337	143	171	23	5,468-1,075	2,346-594	3,104	31/252	3,356	449	265	25	107-908	27-14	60	454			9-6-14
1981	321	137	158	26	5,880-1,100	2,711-630	3,169	31/245	3,414	439	241	15	103-839	45-20	40	367			5-2-15
1982	180	70	99	11	3,199-579	1,313-296	1,886	25/264	2,150	258	160	14	42-304	29-12	28	226			5-5-9
1983	342	109	205	28	5,959-1,110	2,117-519	3,842	37/314	4,156	554	346	25	99-847	30-14	59	479			5-15-4
1984	323	93	202	28	5,320-1,121	1,714-469	3,606	48/389	3,995	604	322	26	100-947	35-17	34	308			7-12-4

YEAR	TOTAL		1ST DOWNS		NET OFFENSE		RUSHING		NET		PASSING		COMP		INT		REVALUES		FUMBLES		TDs		POINTS		MFC RANK		NFL RANK	
	RUSH	PASS	PEN	YDS	PLAYS	YDS	ATT	SACKS	GROSS	ATT	COMP	INT	NO	YDS	NO	LOST	NO	YDS	NO	LOST	NO	YDS	NO	YDS	NO	YDS	NO	YDS
1985	336	95	208	33	5,602-1,093	1,741-462	3,861	44/375	4,236	587	344	25	100-759	29-16	43	357	4-9-1	8-17-3										
1986	325	98	199	28	5,474-1,054	1,969-447	3,505	60/498	4,003	547	319	24	111-931	44-17	43	346	4-8-4	6-11-12										
1987	293	93	176	24	5,056-1,017	1,865-465	3,191	52/403	3,594	500	288	20	131-1,091	30-20	38	340	5-9-5	11-16-11										
1988	311	112	175	24	5,483-1,059	1,995-469	3,488	35/239	3,727	555	307	27	141-1,148	22-13	32	265	6-7-5	9-16-7										
1989	246	78	145	23	4,294-896	1,409-355	2,885	30/239	3,124	513	266	27	100-771	29-15	25	204	14-12-13	27-24-27										
1990	250	88	135	27	4,081-991	1,500-393	2,581	43/317	2,898	475	254	24	98-729	27-9	27	244	14-13-13	28-23-27										
1991	304	89	191	24	5,101-971	1,711-433	3,390	38/273	3,663	500	305	12	74-610	23-12	37	342	4-7-5	9-13-8										
1992	324	119	183	22	5,608-1,014	2,121-500	3,485	23/112	3,597	491	314	15	91-650	16-9	48	409	2-3-3	4-5-5										
1993	322	120	172	30	5,615-994	2,161-490	3,454	29/163	3,617	475	317	6	94-744	33-16	41	376	2-2-3	4-2-7										
1994	322	136	160	26	5,321-1,018	1,953-550	3,368	20/93	3,461	448	282	14	100-895	22-10	50	414	4-2-7	8-5-12T										
1995	364	141	195	28	5,824-1,007	2,201-495	3,623	18/118	3,741	494	322	10	90-695	24-13	51	435	4-1-9	5-2-13										
1996	286	105	163	18	4,763-981	1,641-475	3,122	19/127	3,249	487	307	14	103-832	24-15	27	286	11-8-10	24-18-20										
1997	279	82	170	27	4,778-1,015	1,637-423	3,141	39/313	3,454	553	314	12	116-1,058	23-11	29	304	8-11-10	20-20-20										
1998	308	125	154	29	5,450-992	2,014-499	3,436	19/110	3,546	474	279	8	128-1,108	18-7	42	381	5-4-5	8-8-9										
1999	295	129	139	27	5,178-1,024	2,051-493	3,127	24/151	3,278	507	295	13	136-1,196	22-10	42	352	8-3-12	16-6T-24										
2000	276	116	128	32	4,475-943	1,953-463	2,522	35/249	2,771	445	255	21	108-963	31-18	31	294	13-5-15	25-12-28										
2001	247	114	110	23	4,402-962	2,184-505	2,218	34/190	2,408	413	210	20	91-744	25-14	26	246	14-2-15	29-3-31										
2002	237	87	129	21	4,375-948	1,754-423	2,621	54/399	3,020	471	252	16	105-974	33-18	26	217	15-10-16	30-19-31										
2003	286	115	149	21	5,161-1,062	1,999-515	3,162	37/185	3,347	510	294	21	98-837	26-8	31	289	8-8-9	15-12-17										
2004	296	101	171	24	5,197-1,004	1,769-449	3,428	36/208	3,636	519	308	23	105-867	26-14	33	293	7-7-9	14-20-15										
2005	318	97	177	44	5,202-1,071	1,861-521	3,341	50/298	3,639	500	300	17	99-739	36-14	38	325	7-6-8	13-13-15										
2006	336	107	199	32	5,772-1,015	1,936-472	3,836	37/231	4,067	506	310	21	100-939	16-6	52	425	3-6-4	5-13-5										
2007	332	83	217	22	5,851-975	1,746-419	4,105	25/185	4,290	531	342	19	104-813	21-5	54	455	2-7-3	3-17-4										
2008	291	102	171	18	5,512-980	1,723-401	3,789	31/199	3,988	539	336	20	120-957	29-13	43	362	8-9-5	13-2-9										
2009	335	110	203	22	6,390-1,020	2,103-436	4,287	34/196	4,483	550	347	9	115-892	20/10	43	361	2-3-2	2-7-6										
2010	327	104	201	22	5,828-1,035	1,786-428	4,042	31/166	4,208	576	379	19	109-863	28/11	46	394	4-7-3	7-16-6										
2011	327	91	219	17	6,008-1,017	1,807-409	4,201	39/252	4,453	570	376	12	112-802	24/9	39	369	8-8-5	11-18-7										
2012	338	75	237	25	5,994-1,049	1,265-355	4,746	36/263	4,992	658	434	19	118-853	19/10	41	376	4-15-3	6-31-3										
2013	325	80	213	32	5,458-957	1,504-336	3,954	35/272	4,226	586	375	12	102-867	18/8	51	439	10-13-8	16-24-14										



# COWBOYS DEFENSE YEAR-BY-YEAR

YEAR	TOTAL	1ST DOWNS RUSH	PASS	PEN	NET OFFENSE YDS-PLYS	RUSHING YDS-ATT	NET	SACKS	PASSING GROSS	ATT	COMP	INT	PERMITIES NO-YDS	FUMBLES NO-LOST	TDS	POINTS	NFC RANK TOP-RU-PA	AFL RANK TOP-RU-PA
1960	216	106	97	13	4,372-858	2,242-445	2,130	20/175	2,305	393	159	15	72-671.5	21-11	44	369		13-13-8
1961	254	122	120	12	4,592-787	2,161-439	2,431	22/204	2,635	326	168	25	38-362	30-18	49	380		10-12-7
1962	274	93	166	15	5,184-848	1,510-386	3,674	25/230	3,904	437	233	20	56-569	33-16	52	402		13-4-14
1963	266	114	139	13	5,325-870	2,094-455	3,231	20/161	3,392	403	202	26	52-479	23-11	48	378		13-14-13
1964	211	71	121	19	3,750-860	1,504-438	2,246	45/325	2,571	377	172	18	75-781	26-20	34	289		2-2-4
1965	240	80	138	22	4,192-885	1,444-422	2,748	39/315	3,063	424	205	18	50-483	37-20	33	280		6-2-9
1966	211	64	140	17	3,558-873	1,176-356	2,382	60/420	2,802	457	212	17	63-778	23-14	29	239		2-1-7
1967	236	64	145	27	3,874-866	1,094-339	2,790	45/377	3,167	482	260	29	64-707	28-18	35	268		7-1-11
1968	202	61	123	18	3,633-863	2,071-480	2,438	51/400	2,838	428	220	26	54-657	21-15	23	186		4-1-11
1969	203	52	141	10	3,707-826	1,050-313	2,657	55/452	3,109	458	235	24	58-680	23-11	28	223		3-1-11
1970	205	87	105	13	3,569-855	1,656-415	1,913	41/313	2,226	399	193	24	70-732	25-14	24	221	4-5-3	4-9-3
1971	200	59	125	16	3,488-817	1,144-353	2,324	43/336	2,660	421	209	26	61-647	40-25	25	222	2-1-9	3-2-19
1972	217	81	113	23	3,755-842	1,515-428	2,240	32/268	2,508	382	187	16	59-586	40-17	28	240	4-1-9	7-1-19
1973	208	83	106	19	3,468-827	1,471-435	1,995	40/306	2,301	352	187	18	52-516	44-23	23	203	2-2-8	5-3-16
1974	199	63	110	26	3,468-803	1,344-417	2,529	47/327	2,856	349	178	13	69-657	31-13	28	235	3-2-8	4-2-14
1975	234	100	113	21	3,739-888	1,699-474	2,040	41/288	2,328	373	162	25	63-639	43-19	33	268	3-3-3	5-4-8
1976	246	113	111	22	3,730-919	1,821-484	1,909	44/327	2,236	391	187	16	71-643	32-12	25	194	5-3-5	7-6-7
1977	205	88	94	23	3,213-880	1,651-457	1,562	53/429	1,991	370	154	21	78-731	22-10	26	212	1-1-2	1-3-2
1978	232	83	128	21	4,009-967	1,721-477	2,288	58/442	2,730	432	202	23	95-783	27-13	25	208	2-1-3	2-1-5
1979	259	105	135	19	4,586-978	2,115-500	2,471	43/362	2,883	435	207	13	70-704	20-10	38	313	4-4-3	8-11-3
1980	296	98	160	28	5,279-996	2,069-469	3,205	43/368	3,563	484	231	27	106-989	33-20	38	311	7-7-7	17-18-16
1981	287	107	160	18	5,419-1,021	2,049-468	3,370	42/347	3,717	511	236	37	104-837	43-16	34	277	13-8-13	20-16-21
1982	163	57	95	11	2,753-581	1,011-260	1,742	32/260	2,002	289	152	15	52-431	20-10	17	145	7-7-5	11-13-11
1983	286	82	181	23	5,427-1,025	1,499-410	3,928	57/437	4,365	568	299	27	100-873	31-21	42	360	10-2-13	17-27-27
1984	283	106	155	22	5,036-1,094	2,226-510	2,810	57/390	3,200	527	250	28	93-854	35-16	36	308	3-11-3	7-24-5

## SIDELINES

## HISTORY

## PLAYOFF RECORDS

## DEFENSE YEAR-BY-YEAR

## 2013 SEASON

## PLAYERS

## STAFF

YEAR	TOTAL	1ST DOWNS RUSH	PASS	PEN	NET OFFENSE YDS-PLYS	RUSHING YDS-ATT	NET	SACKS	PASSING GROSS	ATT	COMP	INT	PERALITIES NO-YDS	FUMBLES NO-LOST	TDs	POINTS	NEC RANK TORU-PA	NFL RANK TORU-PA
1985	312	98	193	21	5,608-1,076	1,853-465	3,755	62/459	4,214	549	279	33	108-990	24-15	40	333	11-6-13	20-11-26
1986	286	118	148	20	4,985-1,017	2,200-500	2,785	53/364	3,149	464	226	17	90-817	29-18	41	337	7-11-3	10-23-3
1987	294	85	175	34	5,061-1,012	1,617-459	3,444	51/337	3,781	502	269	23	100-857	29-20	42	348	9-4-13	20-6-27
1988	297	93	180	24	5,414-1,023	1,856-454	3,556	46/327	3,883	523	264	10	92-772	24-9	44	381	12-10-12	20-13-24
1989	321	116	183	22	5,556-1,060	1,991-543	3,565	29/183	3,748	488	301	7	102-723	22-10	44	393	9-10-8	20-18-20
1990	280	109	153	18	4,615-988	1,976-482	2,639	36/292	2,931	470	271	11	104-911	32-19	36	308	4-9-1	10-18-2
1991	299	103	180	16	5,066-963	1,571-400	3,495	23/151	3,646	540	320	12	97-801	23-11	32	310	12-6-13	17-8-23
1992	241	68	147	26	3,933-873	1,244-345	2,689	44/347	3,036	484	263	17	94-727	25-14	29	243	1-1-2	1-1-5
1993	297	94	176	27	4,767-1,012	1,651-423	3,116	34/231	3,347	555	334	14	87-653	22-14	23	229	7-5-7T	10-11-10T
1994	273	86	157	30	4,313-1,006	1,561-437	2,752	47/299	3,051	522	269	22	102-826	15-9	27	248	1-5-1	1-10-1
1995	303	113	165	25	5,044-1,001	1,772-442	3,272	36/219	3,491	523	293	19	112-913	16-6	32	291	4-9-4	9-16-8
1996	260	89	144	27	4,382-958	1,576-437	2,806	37/219	3,025	484	271	19	94-717	26-14	24	250	2-5-2	3-10-2
1997	281	104	139	38	4,516-1,022	1,994-511	2,522	38/195	2,717	473	253	7	99-757	27-12	36	314	2-12-1	2-24-1
1998	276	84	162	30	5,164-988	1,619-401	3,545	34/222	3,767	553	290	14	120-917	23-12	32	275	9-6-12	18-12-22
1999	266	81	154	31	4,840-997	1,442-417	3,398	35/217	3,615	545	297	24	107-862	23-9	28	276	3-3-4	9-6-13
2000	309	137	145	27	5,329-1,021	2,636-538	2,693	25/189	2,882	458	277	16	108-999	23-9	41	361	9-15-2	19-31-3
2001	272	90	160	22	4,599-985	1,710-472	2,889	24/130	3,019	489	287	9	69-634	29-16	37	338	2-6-2	4-13-3
2002	291	90	178	23	5,267-1,079	1,818-481	3,449	24/137	3,586	574	334	19	119-919	23-11	35	325	9-8-10	18-15-19
2003	228	67	127	33	4,056-937	1,425-413	2,631	32/189	2,820	492	239	13	88-763	24-12	28	260	1-1-1	1-3-1
2004	297	88	180	29	5,285-960	1,764-425	3,521	33/197	3,718	502	310	13	104-879	20-9	49	405	7-3-11	16-10-21
2005	256	87	150	19	4,814-946	1,731-414	3,083	37/236	3,319	495	271	15	142-1,015	21-11	35	308	7-8-7	10-15-11
2006	294	88	179	27	5,165-974	1,659-429	3,506	34/223	3,729	511	301	18	93-895	26-13	40	350	6-4-10	13-10-24
2007	304	86	195	23	4,922-1,008	1,513-381	3,409	46/319	3,728	581	342	19	85-785	26-10	36	325	4-3-4	9-6-13
2008	276	85	163	28	4,709-969	1,706-402	3,003	59/374	3,377	508	308	8	87-601	28-14	36	365	5-6-3	8-12-5
2009	286	74	186	26	5,064-962	1,449-365	3,615	42/259	3,874	572	344	11	92-763	21-9	28	250	4-3-9	9-4-20
2010	309	84	200	25	5,626-977	1,734-402	3,892	35/257	4,149	540	348	20	79-641	20-10	51	436	13-6-14	23-12-26
2011	305	78	194	28	5,488-972	1,585-385	3,903	42/246	4,149	545	336	15	87-664	20-10	38	347	6-4-10	14-7-23
2012	317	92	195	30	5,687-986	2,003-441	3,695	34/211	3,895	496	311	7	91-786	18-9	45	400	11-12-10	19-22-19
2013	388	122	231	35	6,645-1,094	2,056-437	4,626	34/246	4,835	623	403	15	112-875	16/13	51	432	16-14-14	32-27-30



# Cowboys Leaders By Years

## RUSHING (yards)

Year	Player	Att.	Yds.	Avg.	Long	TD	NFL/NFC Rank
1960	Dupre, L.G.	104	362	3.5	18	3	20
1961	*Perkins, Don	200	815	4.1	47	4	6
1962	Perkins, Don	222	945	4.3	35	7	5
1963	Perkins, Don	149	614	4.1	19t	7	10
1964	Perkins, Don	174	768	4.4	59	6	5
1965	Perkins, Don	177	690	3.9	43	0	7
1966	Reeves, Dan	175	757	4.3	67t	8	6
1967	Perkins, Don	201	823	4.1	30	6	6
1968	Perkins, Don	191	836	4.4	28t	4	6
1969	*Hill, Calvin	204	942	4.6	55	8	5
1970	*Thomas, Duane	151	803	5.3	47t	5	8/5
1971	Thomas, Duane	175	793	4.5	56t	11	11/7
1972	Hill, Calvin	245	1,036	4.2	26	6	7/3
1973	Hill, Calvin	273	1,142	4.2	21	2	3/2
1974	Hill, Calvin	185	844	4.6	27	7	8/3
1975	Newhouse, Robert	209	930	4.4	29	2	9/4
1976	Dennison, Doug	153	542	3.5	14	6	35/18
1977	*Dorsett, Tony	208	1,007	4.8	84t	12	9/4
1978	Dorsett, Tony	290	1,325	4.6	63t	7	3/2
1979	Dorsett, Tony	250	1,107	4.4	41	6	11/8
1980	Dorsett, Tony	278	1,185	4.3	56	11	6/6
1981	Dorsett, Tony	342	1,646	4.8	75t	4	2/2
1982	Dorsett, Tony	177	745	4.2	99t	4	5/5
1983	Dorsett, Tony	289	1,321	4.6	77	8	6/5
1984	Dorsett, Tony	302	1,189	3.9	31t	8	7/7
1985	Dorsett, Tony	305	1,307	4.3	60t	7	6/4
1986	Dorsett, Tony	184	748	4.1	33	5	19/11
1987	Walker, Herschel	209	891	4.3	60t	7	6/3
1988	Walker, Herschel	361	1,514	4.2	38	5	2/1
1989	Palmer, Paul	112	446	4.0	63t	2	39/18
1990	*Smith, Emmitt	241	937	3.9	48t	11	10/5
1991	Smith, Emmitt	365	1,563	4.3	75t	12	1/1
1992	Smith, Emmitt	373	1,713	4.6	68t	18	1/1
1993	Smith, Emmitt	283	1,486	5.3	62t	9	1/1
1994	Smith, Emmitt	368	1,484	4.0	46	21	3/2
1995	Smith, Emmitt	377	1,743	4.6	60t	25	1/1
1996	Smith, Emmitt	261	1,074	4.1	44	4	8/4
1997	Smith, Emmitt	319	1,332	4.2	32	13	12/5
1998	Smith, Emmitt	329	1,397	4.2	63t	11	5/4
1999	Smith, Emmitt	294	1,203	4.1	52	9	4/2
2000	Smith, Emmitt	261	1,021	3.9	44	3	13/4
2001	Smith, Emmitt	254	975	3.8	30t	5	15/7
2002	Smith, Emmitt	275	972	3.5	42	5	20/8
2003	Hambrock, Troy	197	819	4.2	53	7	19/8
2004	*Jones, Julius	257	993	3.9	51	5	28/14
2005	Jones, Julius	267	1,084	4.1	77t	4	17/8
2006	Jones, Julius	204	975	4.8	54	10	18/8
2007	Barber, Marion	238	885	3.7	35	7	21/12
2008	Barber, Marion	214	932	4.4	35	7	17/7
2009	Barber, Marion	185	800	4.3	34	1	23/9
2010	*Murray, DeMarco	164	897	5.5	91t	2	22/9
2011	Murray, DeMarco	161	663	4.1	48	4	29/15
2012	Murray, DeMarco	217	1,121	5.2	43	9	10/8

## PASSING (rating)

Year	Player	Att.	Comp.	Pct.	Yds.	TD	Int.	Rating	NFL/NFC Rank
1960	LeBaron, Eddie	225	111	49.3	1,736	12	25	53.4	6
1961	LeBaron, Eddie	236	120	50.8	1,741	14	16	66.5	6
1962	LeBaron, Eddie	166	95	57.2	1,436	16	9	95.3	9
1963	Meredith, Don	310	167	53.9	2,381	17	18	73.2	10
1964	Meredith, Don	323	158	48.9	2,143	17	16	67.3	15
1965	Meredith, Don	305	141	46.2	2,415	22	13	79.7	8
1966	Meredith, Don	344	177	51.5	2,805	24	12	87.7	4
1967	Meredith, Don	255	128	50.2	1,834	16	16	68.6	8
1968	Meredith, Don	309	171	55.3	2,500	21	12	88.3	2
1969	Morton, Craig	302	162	53.6	2,619	21	15	85.4	5
1970	Morton, Craig	207	102	49.3	1,882	15	7	89.7	5/4
1971	Staubach, Roger	211	126	59.7	1,819	15	4	104.8	1/1
1972	Morton, Craig	339	185	54.6	2,396	15	21	65.9	15/7
1973	Staubach, Roger	286	179	62.6	2,428	23	15	94.6	1/1
1974	Staubach, Roger	360	190	52.8	2,552	11	15	68.5	14/7
1975	Staubach, Roger	348	198	56.9	2,666	17	16	78.6	8/2
1976	Staubach, Roger	369	208	56.4	2,715	14	11	79.9	8/5
1977	Staubach, Roger	361	210	58.2	2,620	18	9	87.1	2/1
1978	Staubach, Roger	413	231	55.9	3,190	25	16	84.9	1/1
1979	Staubach, Roger	461	267	57.9	3,586	27	11	92.4	1/1
1980	White, Danny	436	260	59.6	3,287	28	25	80.8	9/7
1981	White, Danny	391	223	57.0	3,098	22	13	87.5	5/2
1982	White, Danny	247	156	63.2	2,079	16	12	91.1	4/2
1983	White, Danny	533	334	62.7	3,980	29	23	85.6	9/6
1984	White, Danny	233	126	54.1	1,580	11	11	71.5	22/11
1985	White, Danny	450	267	59.3	3,157	21	17	80.6	9/4
1986	Pelluer, Steve	378	215	56.9	2,727	8	17	67.9	20/9
1987	White, Danny	362	215	59.4	2,617	12	17	73.2	19/9

\* Rookie

**PASSING (cont.)**

Year	Player	Att.	Comp.	Pct.	Yds.	TD	Int.	Rating	NFL/NFC Rank
1988	Pelluer, Steve	435	245	56.3	3,139	17	19	73.9	16/9
1989	*Aikman, Troy	293	155	52.9	1,749	9	18	55.7	27/14
1990	Aikman, Troy	399	226	56.6	2,579	11	18	66.6	27/14
1991	Aikman, Troy	363	237	65.3	2,754	11	10	86.7	6/4
1992	Aikman, Troy	473	302	63.8	3,445	23	14	89.5	3/3
1993	Aikman, Troy	392	271	69.1	3,100	15	6	99.0	2/2
1994	Aikman, Troy	361	233	64.5	2,676	13	12	84.9	6/4
1995	Aikman, Troy	432	280	64.8	3,304	16	7	93.6	3/2
1996	Aikman, Troy	465	296	63.7	3,126	12	13	80.1	12/5
1997	Aikman, Troy	518	292	56.4	3,283	19	12	78.0	17/8
1998	Aikman, Troy	315	187	59.4	2,330	12	5	88.5	8/4
1999	Aikman, Troy	442	263	59.5	2,964	7	12	81.1	14/8
2000	Aikman, Troy	262	156	59.5	1,632	7	14	64.3	32/16
2001	*Carter, Quincy	176	90	51.1	1,072	5	7	63.0	DNQ
2002	*Hutchinson, Chad	250	127	50.8	1,555	7	8	66.3	29/14
2003	Carter, Quincy	505	292	57.8	3,302	17	21	71.4	24/11
2004	Testaverde, Vinny	495	297	60.0	3,532	17	20	76.4	26/13
2005	Bledsoe, Drew	499	300	60.1	3,639	23	17	83.7	17/8
2006	Romo, Tony	337	220	65.3	2,903	19	13	95.1	5/3
2007	Romo, Tony	520	335	64.4	4,211	36	19	97.4	5/1
2008	Romo, Tony	450	276	61.3	3,448	26	14	91.4	8/4
2009	Romo, Tony	550	347	63.1	4,483	26	9	97.6	8/4
2010	Kltna, Jon	318	209	65.7	2,365	16	12	88.9	14/6
2011	Romo, Tony	522	346	66.3	4,184	31	10	102.5	4/2
2012	Romo, Tony	648	425	65.6	4,903	28	19	90.5	10/6
2013	Romo, Tony	535	342	63.9	3,828	31	10	96.7	8/6

**RECEIVING (receptions)**

Year	Player	No.	Yds.	Avg.	Long	TD	NFL/NFC Rank
1960	Doran, Jim	31	554	17.9	75t	3	21
1961	Howton, Billy	56	785	14.0	53	4	6
1962	Howton, Billy	49	706	14.4	69t	6	15
1963	Clarke, Frank	43	833	19.4	75t	10	3
1964	Clarke, Frank	65	973	15.0	49	5	3
1965	*Hayes, Bob	46	1,003	21.8	82t	12	13
1966	Hayes, Bob	64	1,232	19.3	95t	13	4
1967	Rentzel, Lance	58	996	17.2	74t	8	6
1968	Rentzel, Lance	54	1,009	18.7	65t	6	3
1969	Rentzel, Lance	43	960	22.3	75t	12	20
1970	Hayes, Bob	34	889	26.1	89t	10	45/26
1971	Garrison, Walt	40	396	9.9	36	1	23/10
1972	Hill, Calvin	43	364	8.5	33t	3	18/9
1973	Hill, Calvin	32	290	9.1	29	0	36/21
1974	Pearson, Drew	62	1,087	17.9	50t	2	3/2
1975	Pearson, Drew	46	822	17.9	46t	8	16/9
1976	Pearson, Drew	58	806	13.9	54	6	4/1
1977	Pearson, Drew	48	870	18.1	67	2	9/3
1978	Pearson, Preston	47	526	11.2	34	0	26/15
1979	Hill, Tony	60	1,062	17.7	75t	10	12/6
1980	Hill, Tony	60	1,055	17.6	58t	8	16/9
1981	Hill, Tony	46	953	20.7	63t	4	47/26
1982	Springs, Ron	35	359	7.8	47	2	22/8
1983	Hill, Tony	35	526	15.0	47	1	9/4
1984	Springs, Ron	60	589	8.1	80t	3	28/12
1984	Cosbie, Doug	60	789	13.2	36	4	9/3
1985	Hill, Tony	74	1,113	15.0	53t	7	9/4
1986	Walker, Herschel	76	837	11.0	84t	2	5/4
1987	Walker, Herschel	60	715	11.9	44	1	34/21
1988	Alexander, Ray	54	788	14.6	50t	6	53/26
1989	Martin, Kelvin	46	644	14.0	46	2	17/9
1990	Martin, Kelvin	64	732	11.4	45	0	2/1
1991	Irvin, Michael	93	1,523	16.4	66t	8	7/4
1992	Irvin, Michael	78	1,396	17.9	87t	7	3/3
1993	Irvin, Michael	88	1,330	15.1	61t	7	13/8
1994	Irvin, Michael	79	1,241	15.7	65t	6	5/5
1995	Irvin, Michael	111	1,603	14.4	50	10	27/15
1996	Irvin, Michael	64	962	15.0	61	2	12/7
1997	Irvin, Michael	75	1,180	15.7	55	9	14/6
1998	Irvin, Michael	74	1,057	14.3	51	1	12/8
1999	Ismail, Rabhib	80	1,097	13.7	76t	6	61/31
2000	McKnight, James	52	926	17.8	48	2	54/24
2001	Ismail, Rabhib	53	834	15.7	80t	6	39/18
2002	Galloway, Joey	61	908	14.9	80t	4	21/10
2003	Anderson, Richie	69	493	7.1	37	4	11/7
2004	Witten, Jason	87	980	11.3	42t	6	23/9
2005	Johnson, Keyshawn	71	839	11.8	34	6	13/6
2006	Owens, Terrell	85	1,180	13.9	56t	13	10/3
2007	Witten, Jason	96	1,145	11.9	53	7	14/6
2008	Witten, Jason	81	952	11.8	42	4	9/3
2009	Witten, Jason	94	1,030	11.0	69	2	3/2
2010	Witten, Jason	94	1,002	10.7	33	9	5/1
2011	Witten, Jason	79	942	11.9	64	5	15t/11t
2012	Witten, Jason	110	1,039	9.4	36	3	5/3
2013	Bryant, Dez	93	1,233	13.3	79	13	7/3

\* Rookie



**PUNTING (net)**

Year	Player	No.	Yards	Avg.	TB	IN20	Long	Had Blk	NET	NFL/NFC Rank
1960	Sherer, Dave	57	2,420	42.5	4	15	67	0	39.5	7
1961	*Green, Allen	60	2,236	37.3	3	6	53	1	32.5	14
1962	Baker, Sam	57	2,589	45.4	4	13	72	0	40.7	3
1963	Baker, Sam	71	3,138	44.2	4	13	64	0	40.6	7
1964	*Lothridge, Billy	62	2,501	40.3	5	17	75	0	38.1	15
1965	Villanueva, Danny	60	2,505	41.8	8	11	58	1	37.9	10
1966	Villanueva, Danny	64	2,551	39.9	3	14	57	0	36.7	13
1967	Villanueva, Danny	67	2,415	40.4	4	9	57	0	35.2	19
1968	Widby, Ron	59	2,417	40.9	7	17	84	0	36.4	5
1969	Widby, Ron	63	2,729	43.3	4	9	62	0	37.2	2
1970	Widby, Ron	68	2,847	41.9	6	10	59	1	35.4	10/2
1971	Widby, Ron	55	2,329	42.3	6	8	59	1	35.3	8/3
1972	*Bateman, Mary	51	1,949	38.2	3	4	61	0	36.2	24/13
1973	Bateman, Mary	53	2,290	43.2	5	14	62	2	37.1	11/7
1974	*Carrell, Duane	40	1,591	39.8	5	15	59	0	31.4	11/5
1975	*Hoopes, Mitch	67	2,676	39.9	8	15	55	1	33.2	16/9
1976	White, Danny	70	2,690	38.4	12	13	54	2	30.5	20/9
1977	White, Danny	80	3,171	39.6	10	25	57	1	33.2	12/8
1978	White, Danny	76	3,076	40.5	11	16	56	1	33.1	8/5
1979	White, Danny	76	3,168	41.7	9	21	73	0	36.0	4/2
1980	White, Danny	71	2,903	40.9	11	17	58	0	34.9	10/5
1981	White, Danny	81	3,284	40.8	7	19	60	0	36.0	14/8
1982	White, Danny	37	1,542	41.7	2	6	56	0	37.4	8/5
1983	White, Danny	38	1,543	40.6	3	6	50	1	32.9	DNQ
1984	White, Danny	82	3,151	38.4	8	21	54	0	34.6	28/14
1985	Saxon, Mike	81	3,396	41.9	10	20	57	1	35.5	13/8
1986	Saxon, Mike	86	3,498	40.7	10	28	58	1	34.5	15/9
1987	Saxon, Mike	68	2,685	39.5	5	20	63	0	34.2	20/10
1988	Saxon, Mike	80	3,271	40.9	15	24	55	0	34.2	10/4
1989	Saxon, Mike	79	3,233	40.9	6	19	56	2	34.3	10/6
1990	Saxon, Mike	79	3,413	43.2	8	20	62	0	35.6	4/2
1991	Saxon, Mike	57	2,426	42.6	5	16	64	0	36.8	11/6
1992	Saxon, Mike	61	2,620	43.0	9	19	58	0	33.5	9/5
1993	*Jett, John	56	2,342	41.8	3	22	59	0	37.7	21/10
1994	Jett, John	70	2,935	41.9	4	26	58	0	35.4	14/6
1995	Jett, John	53	2,166	40.9	6	17	58	0	34.5	24/12
1996	Jett, John	74	3,150	42.6	9	22	60	0	36.8	18/8
1997	*Gowin, Toby	86	3,592	41.8	9	26	72	2	35.4	27/13
1998	Gowin, Toby	77	3,342	43.4	14	31	65	1	36.6	17/7
1999	Gowin, Toby	81	3,500	43.2	10	24	64	0	35.1	7/2
2000	*Knorr, Micah	58	2,485	42.8	8	12	60	0	35.8	11/4
2001	Knorr, Micah	78	3,135	40.2	6	25	57	3	31.1	27/15
2002	Knorr, Micah	47	1,928	41.0	4	11	56	0	35.1	21/12
2003	Gowin, Toby	94	3,665	39.0	8	25	59	0	34.9	28/15
2004	McBriar, Mat	75	3,182	42.4	7	22	68	0	35.1	14/7
2005	McBriar, Mat	81	3,439	42.5	9	28	63	0	37.1	20/8
2006	McBriar, Mat	56	2,697	48.2	10	22	75	0	38.6	4/1
2007	McBriar, Mat	63	2,970	47.1	7	17	64	0	38.5	4/3
2008	Paulescu, Sam	53	2,213	41.8	5	14	70	0	35.2	26/11
2009	McBriar, Mat	72	3,249	45.1	3	38	63	0	39.9	10/5
2010	McBriar, Mat	65	3,115	47.9	8	22	65	1	41.7	1/1
2011	McBriar, Mat	58	2,542	43.8	7	21	68	0	36.1	29/14
2012	Moorman, Brian	56	2,497	44.6	3	22	64	0	38.9	21/10t
2013	Jones, Chris	77	3,467	45.0	6	30	62	0	39.1	20/11

**SCORING**

Year	Player	TD	PAT	TWO PT	FG	Tot.	NFL/NFC Rank
1960	Cone, Fred	0	21	-	6	39	27
1961	Clarke, Frank	9	0	-	0	54	22
1962	Baker, Sam	0	50	-	14	92	6
1963	Baker, Sam	0	38	-	9	65	14
1964	*Van Raaphorst, Dick	0	28	-	14	70	13
1965	Villanueva, Danny	0	37	-	16	85	10
1966	Villanueva, Danny	0	56	-	17	107	2
1967	Hayes, Bob	11	0	-	0	66	16
	Reeves, Dan	11	0	-	0	66	
1968	Clark, Mike	0	54	-	17	105	2
1969	Clark, Mike	0	43	-	20	103	2
1970	Clark, Mike	0	35	-	18	89	12/8
1971	Clark, Mike	0	47	-	13	86	13/7
1972	Fritsch, Toni	0	36	-	21	99	7/3
1973	Fritsch, Toni	0	43	-	18	97	11/7
1974	*Herrera, Efren	0	33	-	8	57	26/9
1975	Fritsch, Toni	0	38	-	22	104	3/2
1976	Herrera, Efren	0	34	-	18	88	6/4
1977	Herrera, Efren	0	39	-	18	93	3/2
1978	Septien, Rafael	0	46	-	16	94	5/2
1979	Septien, Rafael	0	40	-	19	97	8/3
1980	Septien, Rafael	0	59	-	11	92	13/6
1981	Septien, Rafael	0	40	-	27	121	1/1
1982	Septien, Rafael	0	28	-	10	58	11/5
1983	Septien, Rafael	0	57	-	22	123	5/5
1984	Septien, Rafael	0	33	-	23	102	13/6
1985	Septien, Rafael	0	42	-	19	99	17/8
1986	Septien, Rafael	0	43	-	15	88	20/9
1987	Ruzek, Roger	0	26	-	22	92	5/3

\* Rookie

STAFF

PLAYERS

2013 SEASON

LEADERS BY YEARS

PLAYOFF RECORDS

HISTORY

SIDELINES

## SCORING (cont.)

Year	Player	TD	PAT	TWO PT	FG	Tot.	NFL/NFC Rank
1988	Ruzek, Roger	0	27	-	12	63	36/17
1989	Ruzek, Roger	0	14	-	5	29	DNQ
1990	* Willis, Ken	0	26	-	18	80	25/13
1991	* Willis, Ken	0	26	-	27	118	3/2
1992	* Elliott, Lin	0	47	-	24	119	4/3
1993	Murray, Eddie	0	38	-	28	122	6/3
1994	Smith, Emmitt	22	0	0	0	132	2/1
1995	Smith, Emmitt	25	0	0	0	150	1/1
1996	Boniol, Chris	0	24	0	32	120	6/4
1997	Cunningham, Richie	0	24	0	34	126	2/1
1998	Cunningham, Richie	0	40	0	29	127	5/3
1999	Smith, Emmitt	13	0	0	0	78	31/15
2000	* Seder, Tim	1	27	0	25	108	14/7
2001	Seder, Tim	1	12	0	11	51	53/23
2002	* Cundiff, Billy	0	25	0	12	61	43/20
2003	Cundiff, Billy	0	30	0	23	99	23/12
2004	Cundiff, Billy	0	31	0	20	91	26/12
2005	Cortez, Jose	0	13	0	12	49	58/28
2006	Barber, Marion	16	0	0	0	96	31/11
2007	* Folk, Nick	0	53	0	26	131	4/2
2008	Folk, Nick	0	42	0	20	102	4/2
2009	Folk, Nick	0	36	0	18	90	23/9
2010	Buehler, David	0	42	0	24	114	10/4
2011	* Bailey, Dan	0	39	0	32	135	5/4
2012	Bailey, Dan	0	37	0	29	124	10/6
2013	Bailey, Dan	0	47	0	28	131	9/4

## FIELD GOALS (made)

Year	Player	Att.	Made	Pct.	Long	NFL/NFC Rank
1960	Cone, Fred	13	6	.462	45	12
1961	Bielski, Dick	9	6	.667	42	13
1962	Baker, Sam	27	14	.519	53	3
1963	Baker, Sam	20	9	.450	53	12
1964	* Van Raaphorst, Dick	29	14	.483	43	8
1965	Villaneuva, Danny	27	16	.593	41	7
1966	Villaneuva, Danny	31	17	.548	37	8
1967	Villaneuva, Danny	23	9	.391	34	14
1968	Clark, Mike	29	17	.586	50	7
1969	Clark, Mike	36	20	.555	47	5
1970	Clark, Mike	27	18	.667	43	7/4
1971	Clark, Mike	25	13	.520	48	19/9
1972	Fritsch, Toni	36	21	.583	54	18/8
1973	Fritsch, Toni	28	18	.643	37	12/4
1974	* Herrera, Efren	13	6	.615	39	11/5
1975	Fritsch, Toni	35	22	.629	43	14/8
1976	Herrera, Efren	23	18	.783	46	1/1
1977	Herrera, Efren	29	18	.621	52	12/1
1978	Septien, Rafael	26	16	.615	48	17/9
1979	Septien, Rafael	29	19	.655	51	9/4
1980	Septien, Rafael	17	11	.647	52	13/7
1981	Septien, Rafael	35	27	.771	47	4/3
1982	Septien, Rafael	14	10	.714	53	13/6
1983	Septien, Rafael	27	22	.815	47	7/3
1984	Septien, Rafael	29	23	.793	52	4/3
1985	Septien, Rafael	28	19	.679	53	18/9
1986	Septien, Rafael	21	15	.714	50	11/5
1987	Ruzek, Roger	22	22	.880	49	2/1
1988	Ruzek, Roger	23	22	.546	50	25/14
1989	Zendejas, Luis	9	5	.556	47	DNQ
1990	* Willis, Ken	25	18	.720	49	17/8
1991	Willis, Ken	39	27	.692	54	21/11
1992	* Elliott, Lin	35	24	.686	53	18/10
1993	Murray, Eddie	33	28	.848	52	5/3
1994	* Boniol, Chris	29	22	.759	47	18/6
1995	Boniol, Chris	28	27	.964	45	1/1
1996	Boniol, Chris	36	32	.889	52	1/2
1997	Cunningham, Richie	37	34	.919	53	2/1
1998	Cunningham, Richie	35	29	.829	54	11/5
1999	Cunningham, Richie	22	12	.545	47	30/15
2000	* Seder, Tim	33	25	.758	48	20/11
2001	Hilbert, Jon	15	11	.733	43	31/15
	Seder, Tim	17	11	.647	46	
2002	* Cundiff, Billy	19	12	.632	48	30/15
2003	Cundiff, Billy	29	23	.793	52	16/6
2004	Cundiff, Billy	26	20	.769	49	25/12
2005	Cortez, Jose	16	12	.750	45	31/15
2006	Vanderjagt, Mike	18	13	.722	50	
2007	* Folk, Nick	31	26	.839	53	20/9
2008	Folk, Nick	22	20	.909	52	26/14/1
2009	Folk, Nick	28	18	.643	51	23/11
2010	Buehler, David	32	24	.750	53	13/7/1
2011	* Bailey, Dan	37	32	.865	51	3/2
2012	Bailey, Dan	31	29	.935	51	8/5/1
2013	Bailey, Dan	30	28	.933	53	12/5

\* Rookie



## KICKOFF RETURNS (Avg.)

Year	Player	No.	Yds.	Avg.	Long	TD	NFL/NFC Rank
1960	Franckhauser, Tom	25	509	19.8	46	0	13
1961	*Marsh, Amos	26	667	25.7	79	1	10
1962	Marsh, Amos	29	725	25.0	101t	1	12
1963	*Stiger, Jim	18	432	24.0	66	0	7
1964	*Renfro, Mel	40	1,017	25.4	100t	1	4
1965	Renfro, Mel	21	630	30.0	87t	1	9
1966	Renfro, Mel	19	487	25.6	36	0	23
1967	Garnson, Walt	20	366	18.3	40	0	7
1968	Baynham, Craig	23	593	25.7	30	0	29
1969	*Flowers, Richmond	11	283	25.7	33	0	23/10
1970	*Thomas, Duane	19	416	21.9	30	0	4/4
1971	Harris, Cliff	29	823	28.4	77	0	23/11
1972	Harris, Cliff	26	615	23.7	44	0	DNO
1973	*Montgomery, Mike	6	175	29.2	63	0	21/11
1974	*Morgan, Dennis	35	823	23.5	43	0	13/7
1975	*Pearson, Preston	16	391	24.4	42	0	11/5
1976	*Johnson, Butch	28	693	24.8	74	0	9/5
1977	Johnson, Butch	22	536	24.4	64	0	27/12
1978	Johnson, Butch	29	603	20.8	56	0	25/12
1979	*Springs, Ron	38	780	20.5	70	0	11/6
1980	*Jones, James	32	720	22.5	41	0	36/17
1981	Jones, James	27	517	19.1	33	0	16/9
1982	Fellows, Ron	16	359	22.4	35	0	26/12
1983	Fellows, Ron	43	855	19.9	53	0	24/11
1984	Allen, Gary	33	666	20.2	34	0	27/13
1985	*Lavette, Robert	34	682	20.1	37	0	27/12
1986	Lavette, Robert	36	699	19.4	37	0	9/7
1987	Clack, Darryl	29	635	21.9	48	0	9/2
1988	Burbage, Cornell	20	448	22.4	53	0	5/2
1989	*Dixon, James	47	1,181	25.1	97t	1	13/7
1990	Dixon, James	36	736	20.4	47	0	3/2
1991	Wright, Alexander	21	514	24.5	102t	1	13/10
1992	Martin, Kelvin	24	503	21.0	59	0	8/6
1993	*Williams, Kevin	31	689	22.2	49	0	4/3
1994	Williams, Kevin	43	1,148	26.7	87t	1	16/6
1995	Williams, Kevin	49	1,108	22.6	43	0	2/2
1996	Walker, Herschel	27	779	28.9	89	0	16/10
1997	Walker, Herschel	50	1,167	23.3	49	0	13/6
1998	Mathis, Kevin	25	621	24.8	42	0	2/2
1999	Tucker, Jason	22	613	27.9	79	0	27/13
2000	Tucker, Jason	51	1,099	21.5	90	0	9/7
2001	Swinton, Reggie	56	1,327	23.7	77	1	10/6
2002	Swinton, Reggie	28	697	24.9	100t	1	26/14
2003	*Smith, Zuriel	23	495	21.5	54	0	13/7
2004	Lee, ReShard	41	964	23.5	62	0	9/4
2005	*Thompson, Tyson	57	1,399	24.5	49	0	9/3
2006	*Austin, Miles	29	753	26.0	37	0	9/4
2007	Austin, Miles	24	612	25.5	60	0	33/18
2008	Austin, Miles	29	624	21.5	36	0	26/13
2009	Jones, Felix	30	678	22.6	41	0	30/14
2010	*Owusu-Ansah, Akwasi	25	543	21.7	41	0	DNO
2011	*Harris, Dwayne	8	231	28.9	51	0	DNO
2012	*Dunbar, Lance	12	261	21.8	44	0	2/2
2013	Harris, Dwayne	28	857	30.6	90	0	

## PUNT RETURNS (Avg.)

Year	Player	No.	Yds.	Avg.	Long	TD	NFL/NFC Rank
1960	Butler, Bill	13	131	10.1	46	0	2
1961	*Marsh, Amos	14	71	5.1	19	0	14
1962	Lockett, J.W.	8	45	5.6	17	0	6
1963	*Stiger, Jim	14	141	10.1	45	0	3
1964	*Renfro, Mel	32	418	13.1	69t	1	9
1965	Renfro, Mel	24	145	6.0	35	0	7
1966	Hayes, Bob	17	106	6.2	18	0	2
1967	Hayes, Bob	24	276	11.5	69t	1	1
1968	Hayes, Bob	15	312	20.8	90t	2	3
1969	Hayes, Bob	18	179	9.9	50	0	20/7
1970	Hayes, Bob	15	116	7.7	34	0	11/4
1971	Harris, Cliff	17	129	7.6	35	0	21/11
1972	Harris, Cliff	19	78	4.1	21	0	23/10
1973	*Richards, Golden	21	139	6.6	46	0	3/2
1974	*Morgan, Dennis	19	287	15.1	98t	1	12/5
1975	Richards, Golden	28	288	10.3	43t	1	8/4
1976	Johnson, Butch	45	489	10.9	55	0	20/7
1977	Johnson, Butch	50	423	8.5	38	0	18/9
1978	Johnson, Butch	51	401	7.9	23	0	20/7
1979	*Wilson, Steve	35	236	6.8	13	0	5/4
1980	*Jones, James	54	548	10.1	52	0	28/14
1981	Jones, James	33	188	5.7	17	0	18/8
1982	Fellows, Ron	25	189	7.6	17	0	20/10
1983	Hill, Rod	30	232	7.7	37	0	16/8
1984	Allen, Gary	54	446	8.3	18	0	20/8
1985	Bates, Bill	22	152	6.9	21	0	22/11
1986	Banks, Gordon	27	160	5.9	20	0	12/7
1987	*Martin, Kelvin	22	216	9.8	38	0	17/7
1988	Martin, Kelvin	44	360	8.2	21	0	

\* Rookie

## PUNT RETURNS (cont.)

Year	Player	No.	Yds.	Avg.	Long	TD	NFL/NFC Rank
1989	Shepard, Derrick	24	160	6.7	17	0	-
1990	Shepard, Derrick	20	121	6.1	13	0	20/13
1992	Martin, Kelvin	42	532	12.7	79t	2	2/2
1991	Martin, Kelvin	21	244	11.6	85t	1	3/3
1993	*Williams, Kevin	36	381	10.6	64t	2	8/3
1994	Williams, Kevin	39	349	8.9	83t	1	13/6
1995	Williams, Kevin	18	166	9.2	30	0	DNQ
1996	Martin, Kelvin	41	373	9.1	22	0	16/7
1997	Sanders, Deion	33	407	12.3	83t	1	5/3
1998	Sanders, Deion	24	375	15.6	69t	2	1/1
1999	Sanders, Deion	30	344	11.5	76	1	7/4
2000	McGarity, Wane	30	353	11.8	64t	2	8/3
2001	Swinton, Reggie	31	414	13.4	65t	1	3/2
2002	Galloway, Joey	15	181	12.1	71	0	DNQ
2003	Galloway, Joey	20	178	8.9	36	0	20/8
2004	*Frazier, Lance	24	229	9.5	55	0	11/5
2005	Crayton, Patrick	23	166	7.2	25	0	19/10
2006	Newman, Terence	20	202	10.1	56t	1	12/5
2007	Crayton, Patrick	22	201	9.1	49	0	14/5
2008	Jones, Adam	21	95	4.5	18	0	26/3
2009	Crayton, Patrick	36	437	12.1	82t	2	3/2
2010	*Bryant, Dez	15	215	14.3	93t	2	DNQ
2011	Bryant, Dez	15	103	6.9	20	0	DNQ
2012	Harris, Dwayne	22	354	16.1	78t	0	2/1
2013	Harris, Dwayne	20	256	12.8	86t	1	2/2

## INTERCEPTIONS

Year	Player	No.	Yds.	Avg.	Long	TD	NFL/NFC Rank
1960	Bishop, Don	3	13	4.3	13	0	25
	Franckhauser, Tom	3	11	3.7	9	0	
1961	Bishop, Don	8	172	21.5	57	0	2
1962	Bishop, Don	6	134	22.3	44	0	9
1963	Green, Cornell	7	211	30.1	55	0	6
1964	*Renfro, Mel	7	110	15.7	39t	1	4
1965	Green, Cornell	3	49	16.3	43	0	27
	Livingston, Warren	3	5	1.7	5	0	
	*Logan, Obert	3	5	1.7	3	0	
1966	Green, Cornell	4	88	22.0	41	1	21
1967	Green, Cornell	7	52	7.4	28	0	7
	Renfro, Mel	7	38	5.4	30	0	
1968	Howley, Chuck	6	115	19.2	58	1	11
1969	Renfro, Mel	10	118	11.8	41	0	1
1970	*Waters, Charlie	5	45	9.0	20	0	16/9
1971	Adderley, Herb	6	182	30.3	46	0	9/4
1972	Waters, Charlie	6	132	22.0	56	1	7/3
1973	Jordan, Lee Roy	6	78	13.0	31t	1	4/2
1974	Harris, Cliff	3	8	2.7	8	0	42/20
1975	Jordan, Lee Roy	6	80	13.3	38	0	7/4
1976	Washington, Mark	4	49	12.3	22	0	24/11
1977	Harris, Cliff	5	7	1.4	7	0	16/7
1978	Barnes, Benny	5	72	14.4	38	0	25/14
1979	Hughes, Randy	2	91	45.5	68	0	93/45
	Harris, Cliff	2	35	17.5	20	0	
	Barnes, Benny	2	20	10.0	11	0	
	Lewis, D.D.	2	8	4.0	5	0	
	Kyle, Aaron	2	0	0.0	0	0	
1980	Thurman, Dennis	5	114	22.8	78t	1	24/10
	Waters, Charlie	5	78	15.6	29	0	
1981	*Walls, Everson	11	133	12.1	33	0	1/1
1982	Walls, Everson	7	61	8.7	37	0	1/1
1983	Thurman, Dennis	7	49	8.2	34	0	15/8
1984	Downs, Michael	7	126	18.0	27t	1	4/2
1985	Walls, Everson	9	31	3.4	19	0	1/1
1986	Downs, Michael	9	54	9.0	31	0	11/7
1987	Walls, Everson	9	38	7.6	30	0	7/4
1988	Williams, Robert	9	18	9.0	12	0	81/47
	Downs, Michael	9	3	1.5	3	0	
	Walls, Everson	9	0	0.0	0	0	
1989	Lockhart, Eugene	14	7	7.0	12	0	81/41
1990	Washington, James	72	24	24.0	64t	1	33/17
	Holt, Issiac	4	24	8.0	13	0	
1991	Holt, Issiac	4	2	0.5	2	0	23/13
1992	Washington, James	3	31	10.3	16	0	43/20
	Gant, Kenneth	3	19	6.3	11	0	
1993	Smith, Kevin	6	56	9.3	32t	1	7/2
1994	Woodson, Darren	5	140	28.0	94t	1	10/5
	Washington, James	5	43	8.6	25	0	
1995	Brown, Larry	6	124	20.7	65t	2	5/4
	Marion, Brock	6	40	6.7	32t	1	
1996	Smith, Kevin	5	45	9.0	24	0	11/6
	Woodson, Darren	5	43	8.6	21	0	
1997	Sanders, Deion	2	81	40.5	50t	1	51/34
	*Stoutmire, Omar	2	8	4.0	8	0	
1998	Sanders, Deion	5	153	30.6	71t	1	14/5
1999	Coakley, Dexter	4	119	29.8	46t	1	25/12
2000	Sparks, Phillippi	5	59	11.8	43	0	17/9
2001	*Woodson, Darren	3	11	3.7	6	0	35/21
2002	*Williams, Roy	5	90	18.0	85t	2	10/4
	*Ross, Derek	5	17	3.4	12	0	



## INTERCEPTIONS (cont.)

Year	Player	No.	Yds.	Avg.	Long	TD	NFL/NFC Rank
2003	*Newman, Terence	4	23	5.8	25	0	27/10
2004	Newman, Terence	4	31	7.8	21	0	10/10
2005	Gienn, Aaron	4	10	2.5	10	0	19/9
2006	Williams, Roy	5	33	6.6	27	0	10/41
2007	Henry, Anthony	6	81	13.5	28t	1	5/3
2008	Newman, Terence	4	2	0.5	2	0	14/71
2009	Jenkins, Mike	5	0	0.0	0	0	12/8t
2010	Sensabaugh, Gerald	5	26	5.2	10	0	
	Newman, Terence	5	16	3.2	30	0	10/5t
2011	Lee, Sean	4	87	21.8	37	0	
	Newman, Terence	4	80	20.0	43t	1	12/8t
2012	Carr, Brandon	3	120	40.0	47t	1	29/17t
2013	Lee, Sean	4	174	43.5	74	1	11/8t

\* Rookie

## TACKLES

Year	Player	Solo	Asst.	Total	Year	Player	Solo	Asst.	Total
1977	Breunig, Bob	73	57	130	1996	Strickland, Fred	87	66	153
1978	Breunig, Bob	71	64	135	1997	Manion, Brock	92	66	158
1979	Breunig, Bob	81	86	167	1998	Woodson, Darren	74	62	136
1980	Breunig, Bob	69	60	129	1999	Godfrey, Randall	95	48	143
1981	Breunig, Bob	63	51	114	2000	Hambright, Darren	78	76	154
1982	Downs, Michael	49	21	70	2001	Nguyen, Dat	104	68	172
1983	Breunig, Bob	69	57	126	2002	Coakley, Dexter	99	74	173
1984	Downs, Michael	96	40	136	2003	Nguyen, Dat	93	47	140
1985	Lockhart, Eugene	69	59	128	2004	Nguyen, Dat	93	42	135
1986	Lockhart, Eugene	77	44	121	2005	James, Bradie	72	37	109
1987	Downs, Michael	58	28	86	2006	James, Bradie	67	65	132
1988	Bates, Bill	85	39	124	2007	James, Bradie	80	50	130
1989	Lockhart, Eugene	154	68	222	2008	James, Bradie	85	117	202
1990	Lockhart, Eugene	72	67	139	2009	James, Bradie	89	92	181
1991	Del Rio, Jack	77	53	130	2010	James, Bradie	86	77	163
1992	Norton, Ken	64	56	120	2011	Lee, Sean	91	40	131
1993	Norton, Ken	93	66	159	2012	Spencer, Anthony	78	28	106
1994	Jones, Robert	83	79	162	2013	Church, Barry	100	47	147
1995	Woodson, Darren	90	54	144					

*Tackles based on coaches film since 1977*

## SACKS

Year	Player	Sacks	Year	Player	Sacks
1960	Gonzaga, John	2.0	1988	Cobb, Reggie	7.5
1961	Borden, Nate	3.0		Noonan, Danny	7.5
	Howley, Chuck	3.0	1989	Jeffcoat, Jim	11.5
	Lilly, Bob	3.0	1990	Stubbs, Daniel	7.5
1962	Lilly, Bob	10.0		* Jones, Jimmie	7.5
1963	Lilly, Bob	5.0	1991	Tolbert, Tony	7.0
1964	Andrie, George	12.5	1992	Jeffcoat, Jim	10.5
1965	Andrie, George	14.5	1993	Tolbert, Tony	7.5
1966	Andrie, George	18.5	1994	Haley, Charles	12.5
1967	Andrie, George	11.5	1995	Haley, Charles	10.5
1968	Pugh, Jethro	15.5	1996	Tolbert, Tony	12.0
1969	Pugh, Jethro	13.0	1997	Carver, Shante	6.0
1970	Pugh, Jethro	13.5	1998	Pittman, Kavika	6.0
1971	Pugh, Jethro	13.0	1999	Ellis, Greg	7.5
1972	Pugh, Jethro	7.5	2000	Ekuban, Ebenezer	6.5
1973	Toomay, Pat	10.5	2001	Ellis, Greg	6.0
1974	Martin, Harvey	7.5	2002	Ellis, Greg	7.5
1975	Martin, Harvey	9.5	2003	Ellis, Greg	8.0
1976	Martin, Harvey	14.5	2004	Ellis, Greg	9.0
1977	Martin, Harvey	23.0	2005	Ellis, Greg	8.0
1978	White, Randy	16.0		* Ware, DeMarcus	8.0
1979	Martin, Harvey	8.5	2006	Ware, DeMarcus	11.5
1980	Martin, Harvey	12.0	2007	Ware, DeMarcus	14.0
1981	Jones, Ed	9.5	2008	Ware, DeMarcus	20.0
1982	Martin, Harvey	8.0	2009	Ware, DeMarcus	11.0
1983	White, Randy	12.5	2010	Ware, DeMarcus	15.5
1984	White, Randy	12.5	2011	Ware, DeMarcus	19.5
1985	Jones, Ed	13.0	2012	Ware, DeMarcus	11.5
1986	Jeffcoat, Jeff	14.0	2013	Hatcher, Jason	11.0
1987	Jones, Ed	10.0			

*Sacks did not become an official stat until 1982*

## SPECIAL TEAMS TACKLES

Year	Player	Solo	Asst.	Total	Year	Player	Solo	Asst.	Total
1988	Jax, Garth	13	11	24	2002	Mackey, Louis	10	8	18
1989	Bates, Bill	14	5	19	2003	Dixon, Tony	11	9	20
1990	Bates, Bill	15	8	23	2004	James, Bradie	6	18	24
1991	Gant, Kenneth	18	7	25	2005	Davis, Keith	12	4	16
1992	*Woodson, Darren	14	5	19	2006	Fowler, Ryan	10	14	24
1993	Bates, Bill	9	16	25	2007	Watkins, Patrick	14	11	25
1994	Brownlow, Darrick	18	9	27	2008	Davis, Keith	14	6	20
1995	*Lang, David	17	13	30	2009	Hurd, Sam	17	2	19
1996	Schwartz	24	8	32	2010	*McCray, Danny	25	3	28
1997	Williams, Charlie	16	10	26	2011	McCray, Danny	13	6	19
1998	*Reese, Izell	12	9	21	2012	Frampton, Eric	18	3	21
1999	*Nguyen, Dat	11	7	18	2013	*Heath, Jeff	11	2	13
2000	Reese, Izell	12	10	22					
2001	Bell, Jason	15	6	21					

*Special teams tackles tracked since 1988*

\*Rookie

STAFF PLAYERS 2013 SEASON LEADERS BY YEARS PLAYOFF RECORDS HISTORY SIDELINES

# Cowboys Individual Records

1960 — 12 games; 1961-77 — 14 games; 1978-2013 — 16 games.

NOTE: The 1982 regular season was reduced to nine games and the 1987 season to 15 games due to players' strikes.

## SERVICE

### Most Seasons

- 15 Ed Jones, 1974-78, 1980-89
- 15 Bill Bates, 1983-97
- 15 Mark Tuinei, 1983-97
- 14 Bob Lilly, 1961-74
- 14 Lee Roy Jordan, 1963-76
- 14 Mel Renfro, 1964-77
- 14 Jethro Pugh, 1965-78
- 14 Randy White, 1975-88
- 14 Tom Platterly, 1976-89

### Most Games Played

- 224 Ed Jones, 1974-78, 1980-89
- 217 Bill Bates, 1983-97
- 209 Randy White, 1975-88

### Most Consecutive Games Played

- 196 Bob Lilly, 1961-74
- 176 Dale Hellestrae, 1990-2000
- 171 Witten, Jason, 2003-13

### Most Games Started

- 203 Ed Jones, 1974-78, 1980-89
- 199 Emmitt Smith, 1990-2002
- 194 Bob Lilly, 1961-74

### Most Consecutive Games Started

- 154 Lee Roy Jordan, 1966-76
- 145 Cornell Green, 1964-74
- 135 Bob Lilly, 1965-74
- 135 D.D. Lewis, 1972-81

## SCORING

### Most Seasons Leading Team

- 9 Rafael Septien, 1978-86
- 4 Mike Clark, 1968-71
- 3 Roger Ruzek, 1987-89
- 3 Emmitt Smith, 1994-95, 1999
- 3 Billy Cundiff, 2002-2004
- 3 Nick Folk, 2007-09
- 3 Dan Bailey, 2011-13

### Most Consecutive Seasons Leading Team

- 9 Rafael Septien, 1978-86
- 4 Mike Clark, 1968-71
- 3 Roger Ruzek, 1987-89
- 3 Billy Cundiff, 2002-2004
- 3 Nick Folk, 2007-09
- 3 Dan Bailey, 2011-13

## POINTS

### Career

- 986 Emmitt Smith, 1990-2002 (164-td, 1-2pt)
- 874 Rafael Septien, 1978-86 (388-pat, 162-fg)
- 516 Tony Dorsett, 1977-87 (86-td)

### Season

- 150 Emmitt Smith, 1995 (25-td)
- 135 Dan Bailey, 2011 (39-pat, 32 fg)
- 132 Emmitt Smith, 1994 (22-td)

### Most Seasons, 100 or More Points

- 3 Rafael Septien, 1981, 1983-84
- 3 Emmitt Smith, 1992, 1994-95
- 3 Chris Boniol, 1994-96
- 3 Dan Bailey, 2011-13
- 2 Mike Clark, 1968-69
- 2 Richie Cunningham, 1997-98

### Season, Rookie

- 135 Dan Bailey, 2011 (39-pat, 32 fg)
- 131 Nick Folk, 2007 (53-pat, 26 fg)
- 119 Lin Elliott, 1992 (47-pat, 24 fg)

### Game

- 24 Dan Reeves, vs. Atlanta, 11/5/67 (4 TDs)
- 24 Bob Hayes, vs. Houston, 12/20/70 (4 TDs)
- 24 Calvin Hill, @ Buffalo, 9/19/71 (4 TDs)
- 24 Duane Thomas, vs. St. Louis, 12/18/71 (4 TDs)
- 24 Emmitt Smith, vs. Phoenix, 12/16/90 (4 TDs)
- 24 Emmitt Smith, @ N.Y. Giants, 9/4/95 (4 TDs)
- 24 Terrell Owens, vs. Washington, 11/18/07 (4 TDs)

### Game, Opponent

- 24 Dick James, @ Washington, 12/17/61
- 24 Harold Jackson, @ Rams, 10/14/73
- 24 Sterling Sharpe, vs. Green Bay, 11/24/94

### Most Consecutive Games Scoring

- 111 Rafael Septien, 1978-85
- 48 Chris Boniol, 1994-96
- 48 Dan Bailey, 2011-13

## TOUCHDOWNS

### Most Seasons Leading Team

- 11 Emmitt Smith, 1990-96, 1998-2001
- 7 Tony Dorsett, 1977-78, 1980, 1982-85
- 4 Bob Hayes, 1965, 1967-68, 1970
- 4 Herschel Walker, 1986-89

### Most Consecutive Seasons Leading Team

- 7 Emmitt Smith, 1990-96
- 4 Tony Dorsett, 1982-85
- 4 Herschel Walker, 1986-89
- 4 Emmitt Smith, 1998-2001

### Career

- 164 Emmitt Smith, 1990-2002 (153-r, 11-p)
- 86 Tony Dorsett, 1977-87 (72-r, 13-p, 1-ret.)
- 76 Bob Hayes, 1965-74 (2-r, 71-p, 3-ret.)

### Season

- 25 Emmitt Smith, 1995 (25-r)
- 22 Emmitt Smith, 1994 (21-r, 1-p)
- 19 Emmitt Smith, 1992 (18-r, 1p)

### Season, Rookie

- 13 Bob Hayes, 1965 (1-r, 12-p)
- 13 Tony Dorsett, 1977 (12-r, 1-p)
- 11 Emmitt Smith, 1990 (11-r)

### Game

- 4 Dan Reeves, vs. Atlanta, 11/5/67 (2-r, 2-p)
- 4 Bob Hayes, vs. Houston, 12/20/70 (4-p)
- 4 Calvin Hill, @ Buffalo, 9/19/71 (4-r)
- 4 Duane Thomas, vs. St. Louis, 12/18/71 (3-r, 1-p)
- 4 Emmitt Smith, vs. Phoenix, 12/16/90 (4-r)
- 4 Emmitt Smith, @ N.Y. Giants, 9/4/95 (4-r)
- 4 Terrell Owens, vs. Washington, 11/18/07 (4-p)

### Game, Opponent

- 4 Dick James, @ Wash., 12/17/61 (3-r, 1-p)
- 4 Harold Jackson, @ Rams, 10/14/73 (4-p)
- 4 Sterling Sharpe, vs. Green Bay, 11/24/94 (4-p)

### Most Consecutive Games Scoring Touchdown

- 11 Emmitt Smith, 1994-95
- 11 Emmitt Smith, 1995
- 9 Emmitt Smith, 1993-94
- 9 Emmitt Smith, 1998-99

## POINTS AFTER TOUCHDOWN

### Most Attempted, Career

- 398 Rafael Septien, 1978-86
- 182 Mike Clark, 1968-71, 1973
- 131 Nick Folk, 2007-09

### Most Attempted, Season

- 60 Rafael Septien, 1980
- 59 Rafael Septien, 1983
- 56 Danny Villanueva, 1966

### Most Attempted, Game

- 8 Danny Villanueva, vs. Philadelphia, 10/19/66
- 8 Mike Clark, vs. Detroit, 9/15/68
- 8 Rafael Septien, vs. San Francisco, 10/12/80

### Most Attempted, Game, Opponent

- 7 Gerry Perry, @ St. Louis, 12/9/62
- 7 David Akers, vs. Philadelphia, 11/15/04
- 7 Garrett Hartley, @ New Orleans, 11/10/13
- 6 11 times, last by Matt Prater, vs. Denver, 10/6/13

### Most Made, Career

- 388 Rafael Septien, 1978-86
- 180 Mike Clark, 1968-71, 1973
- 131 Nick Folk, 2007-09

### Most Made, Season

- 59 Rafael Septien, 1980
- 57 Rafael Septien, 1983
- 56 Danny Villanueva, 1966

### Most Made, Game

- 8 Rafael Septien, vs. San Francisco, 10/12/80
- 8 Mike Clark, vs. Detroit, 9/15/68
- 8 Danny Villanueva, vs. Philadelphia, 10/19/66

### Most Made, Game, Opponent

- 7 Gerry Perry, @ St. Louis, 12/9/62
- 7 David Akers, vs. Philadelphia, 11/15/04
- 7 Garrett Hartley, @ New Orleans, 11/10/13
- 6 13 times, last by Matt Prater, vs. Denver, 10/6/13

### Most Consecutive Made

- 131 Nick Folk, 2007-09
- 123 Dan Bailey 2011-13
- 100 Danny Villanueva, 1965-67

### Highest Percentage Made, Career (200 made)

- 97.5 Rafael Septien (398-388)

\*16-game record



**Most Made, No Misses, Season**

- 56 Danny Villanueva, 1966
- 54 Mike Clark, 1968
- 53 Nick Folk, 2007

**FIELD GOALS****Most Attempted, Career**

- 226 Rafael Septien, 1978-88
- 119 Mike Clark, 1968-71, 1973
- 107 Toni Fritsch, 1971-73, 1975

**Most Attempted, Season**

- 39 Ken Willis, 1991
- 37 Richie Cunningham, 1997
- 37 Dan Bailey, 2011
- 36 Toni Fritsch, 1972
- 36 Mike Clark, 1969
- 36 Chris Boniol, 1996

**Most Attempted, Game**

- 8 Billy Cundiff, @ N.Y. Giants, 9/15/03
- 7 Mike Clark, @ Chicago, 11/24/68
- 7 Chris Boniol, vs. Green Bay, 11/18/96

**Most Attempted, Opponent, Game**

- 7 Sam Baker, @ Philadelphia, 12/5/65
- 6 Tommy Davis, vs. San Francisco, 11/20/60
- 6 Chester Marcol, @ Green Bay, 10/1/72
- 6 Bill Gramatica, @ Arizona, 10/13/02
- 6 Matt Bryant, @ Atlanta, 11/4/12

**Most Made, Career**

- 162 Rafael Septien, 1978-88
- 89 Dan Bailey, 2011-13
- 81 Chris Boniol, 1994-96

**Most Made, Season**

- 34 Richie Cunningham, 1997
- 32 Chris Boniol, 1996
- 32 Dan Bailey, 2011
- 30 Dan Bailey, 2013

**Most Made, Season, Rookie**

- 32 Dan Bailey, 2011
- 26 Nick Folk, 2007
- 25 Tim Secler, 2000

**Most Made, Game**

- 7 Chris Boniol, vs. Green Bay, 11/18/96
- 7 Billy Cundiff, @ N.Y. Giants, 9/15/03
- 6 Dan Bailey, vs. Washington, 9/26/11

**Most Made, Opponent, Game**

- 5 Morten Andersen, vs. Atlanta, 10/20/96
- 5 David Akers, vs. Philadelphia, 11/18/01
- 5 Lawrence Tynes, vs. N.Y. Giants, 10/28/12
- 4 Many times, last by Josh Brown @ Cincinnati, 12/9/12

**Most Made, No Misses, Game**

- 7 Chris Boniol, vs. Green Bay, 11/18/96
- 6 Dan Bailey, vs. Washington, 9/26/11
- 5 Roger Ruzek, @ Rams, 12/21/67
- 5 Eddie Murray, vs. Green Bay, 10/3/93
- 5 Chris Boniol, vs. N.Y. Giants, 12/17/95
- 5 Richie Cunningham, vs. Philadelphia, 9/15/97
- 5 Dan Bailey, vs. Green Bay, 12/15/13

**Most Made, One Half**

- 5 Chris Boniol, vs. Green Bay, 11/18/96
- 5 Billy Cundiff, @ N.Y. Giants, 9/15/03
- 4 Roger Ruzek, vs. N.Y. Giants, 11/2/87
- 4 Richie Cunningham, @ Arizona, 9/7/97
- 4 Dan Bailey, vs. Green Bay, 12/15/13

**Most Made, One Quarter**

- 4 Roger Ruzek, vs. N.Y. Giants, 11/2/87

**Most Consecutive Field Goals Made**

- 27 Chris Boniol, 1996
- 26 Chris Boniol, 1995-96
- 26 Dan Bailey, 2011

**Most Consecutive Games Made**

- 14 Dan Bailey, 2012
- 12 Richie Cunningham, 1997
- 11 Lin Elliott, 1992-93
- 11 Chris Boniol, 1995-96

**Longest Field Goal**

- 56 Billy Cundiff, vs. Detroit, 11/20/05
- 54 Toni Fritsch, @ N.Y. Giants, 9/24/72
- 54 Ken Willis, @ Cleveland, 9/1/91
- 54 Richie Cunningham, @ Denver, 9/13/98

**Longest Field Goal, Opponent**

- 59 Tony Franklin, vs. Philadelphia, 11/12/79
- 57 Mason Crosby, vs. Green Bay, 12/15/13
- 55 Fred Steinfeld, @ Denver, 9/14/80
- 55 Chip Lohmiller, @ Washington, 9/23/90
- 55 Josh Brown, @ Seattle, 10/23/05
- 55 David Akers, @ San Francisco, 9/18/11

**Most Made, 50 or More Yards, Career**

- 11 Dan Bailey, 2011-13
- 8 Rafael Septien, 1978-86
- 5 Nick Folk, 2007-09

**Most Made, 50 or More Yards, Season**

- 6 Dan Bailey, 2013
- 4 Ken Willis, 1991
- 4 David Buehler, 2010
- 3 Lin Elliott, 1992
- 3 Eddie Murray, 1993
- 3 Billy Cundiff, 2003
- 3 Dan Bailey, 2012

**Most Made, 50 or More Yards, Game**

- 2 Dan Bailey, @ Kansas City, 9/15/13
- 2 Dan Bailey, @ Detroit, 10/27/13
- 2 Dan Bailey, vs. Green Bay, 12/15/13
- 2 Eddie Murray, @ Minnesota, 12/12/93

**Highest Field Goal Percentage, Career (100 made)**

- 71.7 Rafael Septien, 1978-86 (226-162)

**Highest Field Goal Percentage, Season (Qualifiers)**

- 96.4 Chris Boniol, 1995 (27-28)
- 93.5 Dan Bailey, 2012 (29-31)
- 93.3 Dan Bailey, 2013 (28-30)

**Highest Field Goal Percentage, Season, Rookie (Qualifiers)**

- 86.5 Dan Bailey, 2011 (32-37)
- 83.9 Nick Folk, 2007 (26-31)
- 75.9 Chris Boniol, 1994 (22-29)

**SAFETIES****Most, Career**

- 2 Jethro Pugh, 1965-78
- 2 Benny Barnes, 1972-82
- 2 Harvey Martin, 1973-83

**Most, Season**

- 2 Benny Barnes, 1973

**Most, Game**

- 1 Many times, last by Kenyon Coleman and La'Roi Glover, vs. Arizona, 10/5/03

**RUSHING****Most Seasons Leading Team**

- 13 Emmitt Smith, 1990-2002
- 10 Tony Dorsett, 1977-86
- 7 Don Perkins, 1961-65, 1967-68

**Most Consecutive Seasons Leading Team**

- 13 Emmitt Smith, 1990-2002
- 10 Tony Dorsett, 1977-86
- 5 Don Perkins, 1961-65

**Most Consecutive Games Leading Team**

- 41 Emmitt Smith, 1994-96
- 32 Emmitt Smith, 1990-92
- 26 Herschel Walker, 1987-88

**ATTEMPTS****Career**

- 4,052 Emmitt Smith, 1990-2002
- 2,755 Tony Dorsett, 1977-87
- 1,500 Don Perkins, 1961-68

**Season**

- 377 Emmitt Smith, 1995
- 373 Emmitt Smith, 1992
- 368 Emmitt Smith, 1994

**Season, Rookie**

- 241 Emmitt Smith, 1990
- 208 Tony Dorsett, 1977
- 204 Calvin Hill, 1969

**Game**

- 35 Emmitt Smith, vs. N.Y. Giants, 11/7/94
- 34 Emmitt Smith, @ Washington, 11/24/91
- 34 Julius Jones, @ Carolina, 12/24/05
- 33 Troy Hambrick, @ Washington, 12/14/03
- 33 Julius Jones, vs. Chicago, 11/25/04

**Game Opponent**

- 40 Barry Sanders, vs. Detroit, 9/19/94
- 38 Walter Payton, vs. Chicago, 11/26/81
- 36 Charlie Garner, vs. San Francisco, 9/24/00

**YARDS GAINED****Career**

- 17,162 Emmitt Smith, 1990-2002
- 12,036 Tony Dorsett, 1977-87
- 6,217 Don Perkins, 1961-68

**Season**

- 1,773 Emmitt Smith, 1995
- 1,713 Emmitt Smith, 1992
- 1,646 Tony Dorsett, 1981
- 1,563 Emmitt Smith, 1991
- 1,514 Herschel Walker, 1988

\*16-game record

**Season, Rookie**

- 1,007 Tony Dorsett, 1977
- 942 Calvin Hill, 1969
- 937 Emmitt Smith, 1990

**Game**

- 253 DeMarco Murray, vs. St. Louis, 10/23/11
- 237 Emmitt Smith, @ Philadelphia, 10/31/93
- 206 Tony Dorsett, vs. Philadelphia, 12/4/77

**Game, Rookie**

- 253 DeMarco Murray, vs. St. Louis, 10/23/11
- 206 Tony Dorsett, vs. Philadelphia, 12/4/77
- 198 Julius Jones, @ Seattle, 11/18/84

**Game, Opponent**

- 232 Jim Brown, vs. Cleveland, 9/22/63
- 210 Warrick Dunn, @ Tampa Bay, 12/3/00
- 206 Greg Bell, @ Buffalo, 11/18/84

**Longest Run (All TDs)**

- 99 Tony Dorsett, @ Minnesota, 1/3/83
- 91 DeMarco Murray, vs. St. Louis, 10/23/11
- 84 Herschel Walker, vs. Philadelphia, 12/14/86
- 84 Tony Dorsett, vs. Philadelphia, 12/4/77

**Longest Run, Opponent (All TDs)**

- 90 Ahman Green, @ Green Bay, 10/24/04
- 85 Greg Bell, @ Buffalo, 11/18/84
- 82 Le'Ron McClain, vs. Baltimore, 12/20/08

**Most Seasons, 1,000 or More Yards**

- 11 Emmitt Smith, 1991-2001
- 8 Tony Dorsett, 1977-81, 1983-85
- 2 Calvin Hill, 1972-73

**Most Consecutive Seasons, 1,000 or More Yards**

- 11 Emmitt Smith, 1991-2001
- 5 Tony Dorsett, 1977-81
- 3 Tony Dorsett, 1983-85

**Most Games, 100 or More Yards, Career**

- 76 Emmitt Smith, 1990-2002
- 43 Tony Dorsett, 1977-87
- 16 Calvin Hill, 1969-74

**Most Games, 100 or More Yards, Season**

- 11 Emmitt Smith, 1995
- 9 Tony Dorsett, 1981
- 9 Emmitt Smith, 1999
- 8 Tony Dorsett, 1983
- 8 Emmitt Smith, 1991

**Most Consecutive Games, 100 or More Yards**

- 4 Tony Dorsett, 1979
- 4 Emmitt Smith, 1995
- 4 Emmitt Smith, 1995
- 3 Eight times, last by Julius Jones, 2006

**AVERAGE GAIN**

- 4.37 Tony Dorsett, 1977-87 (2,755-12,036)
- 4.32 Walt Garrison, 1966-74 (899-3,896)
- 4.30 Calvin Hill, 1969-74 (1,166-5,009)

**Season (Qualifiers)**

- 5.91 Felix Jones, 2009 (116-658)
- 5.57 Amos Marsh, 1962 (144-802)
- 5.47 DeMarco Murray, 2011 (164-897)
- 5.32 Duane Thomas, 1970 (151-803)

**Game (10 att.)**

- 12.1 Walt Garrison, vs. Washington, 12/9/72 (10-121)
- 11.6 Julius Jones, vs. New Orleans, 12/10/06 (10-116)
- 10.9 Amos Marsh, @ Washington, 11/4/62 (10-109)

**TOUCHDOWNS**

**Most Seasons Leading Team**

- 13 Emmitt Smith, 1990-2002
- 7 Tony Dorsett, 1977, 1979-80, 1982-85
- 6 Don Perkins, 1961-64, 1966-67

**Most Consecutive Seasons Leading Team**

- 13 Emmitt Smith, 1990-2002
- 6 Marion Barber, 2005-10
- 4 Don Perkins, 1961-64
- 4 Tony Dorsett, 1982-85
- 4 Herschel Walker, 1986-89

**Career**

- 153 Emmitt Smith, 1990-2002
- 72 Tony Dorsett, 1977-87
- 47 Marion Barber, 2005-10

**Season**

- 25 Emmitt Smith, 1995
- 21 Emmitt Smith, 1994
- 18 Emmitt Smith, 1992

**Season, Rookie**

- 12 Tony Dorsett, 1977
- 11 Emmitt Smith, 1990
- 8 Calvin Hill, 1969

**Game**

- 4 Calvin Hill, @ Buffalo, 9/19/71
- 4 Emmitt Smith, vs. Phoenix, 12/16/90
- 4 Emmitt Smith, @ N.Y. Giants, 9/4/95

**Game, Opponent**

- 3 Jim Taylor, @ Green Bay, 11/13/60
- 3 Dick James, vs. Washington, 12/17/61
- 3 Cleveland Gary, @ Rams, 11/18/90
- 3 Terry Allen, @ Washington, 12/22/96
- 3 Terrell Davis, @ Denver, 9/13/98
- 3 Larry Johnson, vs. Kansas City, 12/11/05
- 3 Steven Jackson, @ St. Louis, 10/19/08
- 3 Alfred Morris, @ Washington, 12/30/12

**Most Consecutive Games Rushing for Touchdown**

- 11 Emmitt Smith, 1994-95
- 11 Emmitt Smith, 1995
- 7 Emmitt Smith, 1994

**PASSING**

**Most Seasons Leading Team**

- 12 Troy Aikman, 1989-2000
- 8 Roger Staubach, 1971, 1973-79
- 7 Danny White, 1980-85, 1987
- 7 Tony Romo (2006-09, 2011-13)

**Most Consecutive Seasons Leading Team**

- 12 Troy Aikman, 1989-2000
- 7 Roger Staubach, 1973-79
- 6 Don Meredith, 1963-68
- 6 Danny White, 1980-85

**RATING**

**Highest, Career (1,500 att.)**

- 95.78 Tony Romo, 2003-13
- 83.42 Roger Staubach, 1969-79
- 81.71 Danny White, 1976-88
- 81.62 Troy Aikman, 1989-2000

**Highest, Season (Qualifiers)**

- 104.8 Roger Staubach, 1971
- 102.5 Tony Romo, 2011
- 99.0 Troy Aikman, 1993\*

**Highest, Rookie, Season (Qualifiers)**

- 66.3 Chad Hutchinson, 2002
- 55.7 Troy Aikman, 1989

**ATTEMPTS**

**Career**

- 4,715 Troy Aikman, 1989-2000
- 3,775 Tony Romo, 2003-13
- 2,958 Roger Staubach, 1969-79

**Season**

- 648 Tony Romo, 2012
- 550 Tony Romo, 2009
- 535 Tony Romo, 2013

**Season, Rookie**

- 293 Troy Aikman, 1989
- 250 Chad Hutchinson, 2002
- 219 Steve Walsh, 1989

**Game**

- 62 Tony Romo, vs. N.Y. Giants, 10/28/12
- 62 Tony Romo, vs. Washington, 11/22/12
- 57 Troy Aikman, vs. Minnesota, 11/26/98
- 55 Tony Romo, @ N.Y. Giants, 12/6/09

**Game, Opponent**

- 56 Warren Moon, @ Houston, 11/10/91
- 56 Jake Plummer, @ Arizona, 11/15/98
- 55 Jeff Garcia, vs. San Francisco, 12/8/02
- 55 Jason Campbell, vs. Washington, 11/18/07
- 54 Neil Lomax, vs. St. Louis, 12/27/87
- 54 Mark Rypien, vs. Washington, 11/22/90

**COMPLETIONS**

**Career**

- 2,898 Troy Aikman, 1989-2000
- 2,439 Tony Romo, 2003-13
- 1,761 Danny White, 1976-88

**Season**

- 425 Tony Romo, 2012
- 347 Tony Romo, 2009
- 346 Tony Romo, 2011

**Season, Rookie**

- 155 Troy Aikman, 1989
- 127 Chad Hutchinson, 2002
- 110 Steve Walsh, 1989

**Game**

- 41 Tony Romo, @ N.Y. Giants, 12/6/09
- 37 Tony Romo, vs. Washington, 11/22/12
- 36 Tony Romo, vs. N.Y. Giants, 10/28/12
- 36 Tony Romo, vs. N.Y. Giants, 9/8/13

**Game, Opponent**

- 41 Warren Moon, @ Houston, 11/10/91
- 37 Drew Brees, vs. New Orleans, 12/23/12
- 36 Jeff Garcia, vs. San Francisco, 12/8/02
- 36 Peyton Manning, @ Indianapolis, 12/5/10

**Consecutive Passes Completed**

- 17 Tony Romo, vs. Philadelphia (12), 12/2/12, @ Cincinnati (5), 12/9/12
- 14 Steve Pelluer, vs. Seattle, 11/27/86
- 14 Randall Cunningham, vs. Philadelphia (1), 9/3/00; @ Arizona (13), 9/10/00

\*16-game record



## COMPLETION PERCENTAGE

### Career (1,500 att.)

- 63.9 Tony Romo 2003-13 (3,775-2,439)
- 61.5 Troy Aikman, 1989-2000 (4,715-2,898)
- 59.7 Danny White, 1976-88 (2,950-1,761)

### Season (Qualifiers)

- 69.1 Troy Aikman, 1993 (392-271)
- 66.3 Tony Romo, 2011 (552-346)
- 65.6 Tony Romo, 2012 (648-425)

### Season, Rookie (Qualifiers)

- 52.9 Troy Aikman, 1989 (293-155)
- 50.8 Chad Hutchinson, 2002 (250-127)

### Game (20 attempts)

- 88.5 Tony Romo vs. Buffalo, 11/13/11 (26-23)
- 87.5 Danny White, @ Philadelphia, 11/6/83 (24-21)
- 85.7 Troy Aikman, @ Atlanta, 12/21/92 (21-18)

## YARDS GAINED

### Career

- 32,942 Troy Aikman, 1989-2000
- 29,585 Tony Romo, 2003-13
- 22,700 Roger Staubach, 1969-79

### Season

- 4,903 Tony Romo, 2012
- 4,483 Tony Romo, 2009
- 4,211 Tony Romo, 2007

### Season, Rookie

- 1,749 Troy Aikman, 1989
- 1,555 Chad Hutchinson, 2002
- 1,371 Steve Walsh, 1989

### Game

- 506 Tony Romo, vs. Denver, 10/6
- 460 Don Meredith, @ San Francisco, 11/10/63
- 455 Troy Aikman, vs. Minnesota, 11/26/98

### Game, Rookie

- 379 Troy Aikman, @ Phoenix, 11/12/89
- 301 Chad Hutchinson, vs. Jacksonville, 11/24/02
- 294 Steve Walsh, vs. San Francisco, 10/15/89

### Game, Opponent

- 488 Matthew Stafford, @ Detroit, 10/27/13
- 466 Bill Wade, vs. Chicago, 11/18/62
- 465 Jake Plummer, @ Arizona, 11/15/98

### Most Seasons, 3,000 or More Passing Yards

- 6 Tony Romo, 2007-09, 2011-13
- 5 Troy Aikman, 1992-93, 1995-97
- 4 Danny White, 1980-81, 1983, 1985

### Most Games, 300 or More Passing Yards, Career

- 44 Tony Romo, 2003-13
- 13 Troy Aikman, 1989-2000
- 10 Danny White, 1976-88

### Most Games, 300 or More Passing Yards, Season

- 9 Tony Romo, 2012
- 8 Tony Romo, 2009
- 7 Tony Romo, 2007

### Most Consecutive Games, 300 or More Passing Yards

- 3 Tony Romo, 2007
- 3 Tony Romo, 2012
- 2 Don Meredith, 1963
- 2 Vinny Testaverde, 2004
- 2 Tony Romo, 2007, 2008 (2 times), 2009 (2 times), 2011, 2012 (2 times)

### Longest Pass Completion (All TDs except as noted)

- 95 Don Meredith (to Hayes), vs. Wash., 11/13/66
- 91 Roger Staubach (to Dorsett), vs. Balt., 9/4/78
- 90 Troy Aikman (to Harper), @ San Francisco, 11/13/94 (no TD)
- 90 Troy Aikman (to Tucker), vs. N.Y. Giants, 1/2/00

### Longest Pass Completion, Opponent (All TDs)

- 94 Norm Sneed (to Rich Houston), @ N.Y. Giants, 9/24/72
- 89 Kerry Collins (to Andre Hastings), @ New Orleans, 12/6/98
- 89 Tim Rattay (to Brandon Lloyd), @ San Francisco, 9/25/05

## AVERAGE GAIN

### Career (1,500 att.)

- 7.83 Tony Romo, 2003-13 (3,775-29,585)
- 7.67 Roger Staubach, 1969-79 (1,685-22,700)
- 7.45 Don Meredith, 1960-68 (2,308-17,199)

### Season (Qualifiers)

- 8.92 Roger Staubach, 1971 (211-1,882)
- 8.79 Craig Morton, 1970 (207-1,819)
- 8.67 Craig Morton, 1969 (302-2,619)
- 8.61 Tony Romo, 2006 (220-2,903)\*

### Game (20 att.)

- 15.15 Don Meredith, vs. Philadelphia, 10/9/66 (26-394)
- 14.92 Don Meredith, vs. N.Y. Giants, 9/18/66 (24-358)
- 14.38 Tony Romo, vs. N.Y. Giants, 9/9/07 (24-345)

## TOUCHDOWNS

### Career

- 208 Tony Romo, 2003-13
- 165 Troy Aikman, 1989-2000
- 155 Danny White, 1976-88

## Season

- 36 Tony Romo, 2007
- 31 Tony Romo, 2011
- 31 Tony Romo, 2013
- 29 Danny White, 1983

## Season, Rookie

- 9 Troy Aikman, 1989
- 7 Chad Hutchinson, 2002
- 5 Steve Walsh, 1989
- 5 Quincy Carter, 2001

## Game

- 5 Eddie LeBaron, @ Pittsburgh, 10/21/62
- 5 Don Meredith, vs. N.Y. Giants, 9/18/66
- 5 Don Meredith, vs. Philadelphia, 10/9/66
- 5 Don Meredith, vs. Philadelphia, 9/29/68
- 5 Craig Morton, vs. Philadelphia, 10/19/69
- 5 Craig Morton, vs. Houston, 12/20/70
- 5 Danny White, @ N.Y. Giants, 10/20/83
- 5 Troy Aikman, @ Washington, 9/12/99 (OT)
- 5 Tony Romo, vs. Tampa Bay, 11/23/06
- 5 Tony Romo, vs. Denver, 10/6/13

## Game, Rookie

- 4 Troy Aikman, vs. Rams, 12/3/89

## Game, Opponent

- 6 Y.A. Tittle, @ N.Y. Giants, 12/16/62
- 5 Charley Johnson, @ St. Louis, 12/9/62
- 5 Sonny Jurgensen, @ Philadelphia, 11/26/61
- 5 Bill Nelsen, @ Cleveland, 11/2/69
- 5 Dante Culpepper, @ Minnesota, 9/12/04
- 5 Drew Brees, vs. New Orleans, 12/10/06
- 5 Tom Brady, vs. New England, 10/14/07

## Most Games, Four or More Touchdown Passes, Career

- 8 Danny White, 1976-88
- 8 Tony Romo, 2003-13
- 6 Don Meredith, 1960-68

## Most Games, Four or More Touchdown Passes, Season

- 4 Tony Romo, 2007
- 3 Don Meredith, 1966
- 2 Danny White, 1980

## Most Consecutive Games, Four or More Touchdown Passes

- 2 Tony Romo, @ N.Y. Giants, 11/11/07 and vs. Washington, 11/18/07

## Most Consecutive Games, Touchdown Pass

- 28 Tony Romo, 2012-13
- 20 Tony Romo, 2009-11
- 17 Tony Romo, 2006-07

## HAD INTERCEPTED

### Career

- 141 Troy Aikman, 1989-2000
- 132 Danny White, 1976-88
- 111 Don Meredith, 1960-68

### Season

- 25 Eddie LeBaron, 1960
- 25 Danny White, 1980\*
- 23 Danny White, 1983

### Game

- 5 Eddie LeBaron, vs. Philadelphia, 9/30/60
- 5 Eddie LeBaron, vs. St. Louis, 11/5/61
- 5 Danny White, @ N.Y. Giants, 11/9/80
- 5 Steve Pelluer, vs. Raiders, 11/9/86
- 5 Troy Aikman, @ N.Y. Giants, 10/15/00
- 5 Tony Romo, @ Buffalo, 10/8/07
- 5 Tony Romo, vs. Chicago, 10/1/12

## Game, Opponent

- 6 Pete Liske, @ Philadelphia, 9/26/71
- 5 Five times, last by Dan Marino, vs. Miami, 11/25/99

## Most Consecutive Passes Attempted, None Intercepted

- 216 Troy Aikman, 1999
- 184 Troy Aikman, 1995
- 174 Tony Romo, 2013

## Most Attempts, No Interceptions, Game

- 57 Troy Aikman, vs. Minnesota, 11/26/98
- 55 Tony Romo, @ N.Y. Giants, 12/16/09
- 50 Vinny Testaverde, @ Minnesota, 9/12/04
- 50 Tony Romo, vs. Cleveland, 11/18/12

## Most Attempts, No Interceptions, Game, Opponent

- 56 Warren Moon, @ Houston, 11/10/91
- 55 Jeff Garcia, vs. San Francisco, 12/8/02
- 53 Drew Brees, vs. New Orleans, 12/23/12

## LOWEST PERCENTAGE PASSES INTERCEPTED

### Career (1,500 att.)

- 2.68 Tony Romo, 2003-13 (3,775-101)
- 2.99 Troy Aikman, 1989-2000 (4,715-141)
- 3.70 Roger Staubach, 1969-79 (2,958-109)

\*16-game record

**Season (Qualifiers)**

- 1.53 Troy Aikman, 1993 (392-6)  
 1.59 Troy Aikman, 1998 (315-5)  
 1.62 Troy Aikman, 1995 (432-7)

**Season, Rookie (Qualifiers)**

- 3.20 Chad Hutchinson, 2002 (250-8)  
 6.14 Troy Aikman, 1989 (293-18)

**TIMES SACKED****Career**

- 311 Roger Staubach, 1969-79  
 259 Troy Aikman, 1989-2000  
 251 Don Meredith, 1960-68

**Season**

- 58 Don Meredith, 1964  
 49 Drew Bledsoe, 2005\*  
 47 Steve Pelluer, 1986

**Game**

- 11 Steve Pelluer, @ San Diego, 11/16/86  
 11 Troy Aikman, vs. Philadelphia, 9/15/91  
 9 Craig Morton, @ Green Bay, 10/24/65

**Game, Opponent**

- 12 Warren Moon, @ Houston, 9/29/85  
 11 Greg Landry, vs. Detroit, 10/6/75  
 11 David Norrie, @ N.Y. Jets, 10/4/87

**Highest Attempts/Sack Ratio, Career (1,500 att.)**

- 19.2 Troy Aikman, 1989-2000 (4,974-259)  
 17.7 Tony Romo, 2003-13 (3,775-213)  
 13.2 Danny White, 1976-88 (3,192-242)

**Highest Attempts/Sack Ratio, Season (Qualifiers)**

- 36.0 Troy Aikman, 1998 (324-9)  
 31.9 Troy Aikman, 1995 (446-14)  
 26.8 Troy Aikman, 1996 (483-18)

**PASS RECEIVING****RECEPTIONS****Most Seasons Leading Team**

- 8 Michael Irvin, 1991-98  
 7 Jason Witten, 2004, 2007-12  
 5 Tony Hill, 1979-82, 1985

**Most Consecutive Seasons Leading Team**

- 8 Michael Irvin, 1991-98  
 6 Jason Witten, 2007-12  
 4 Drew Pearson, 1974-77  
 3 Lance Rentzel, 1967-69  
 3 Tony Hill, 1979-81

**Most Consecutive Games Leading or Tied Team Lead**

- 8 Michael Irvin, 1991-92  
 8 Raghib Ismail, 1999  
 7 Raghib Ismail, 2001  
 6 Lance Rentzel, 1968-69  
 6 Bob Hayes, 1966-67  
 6 Billy Howton, 1961-62

**Career**

- 879 Jason Witten, 2003-13  
 750 Michael Irvin, 1988-99  
 489 Drew Pearson, 1973-83

**Season**

- 111 Michael Irvin, 1995  
 110 Jason Witten, 2012  
 96 Jason Witten, 2007

**Season, Rookie**

- 46 Bob Hayes, 1965  
 45 Dez Bryant, 2010\*  
 44 Antonio Bryant, 2002  
 44 Terrance Williams, 2013

**Game**

- 18 Jason Witten, vs. N.Y. Giants, 10/28/12  
 15 Jason Witten, @ Detroit, 12/9/07  
 14 Jason Witten, @ N.Y. Giants, 12/6/09

**Game, Rookie**

- 9 Dez Bryant, @ Green Bay, 11/7/10  
 8 Bob Hayes, vs. Philadelphia, 10/10/65  
 8 Jason Witten, vs. Miami, 11/27/03  
 8 Dez Bryant, @ Washington, 9/12/10

**Game, Opponent**

- 14 Marvin Harrison, @ Indianapolis, 11/17/02  
 14 Brian Westbrook, @ Philadelphia, 11/4/07  
 14 Calvin Johnson, @ Detroit, 10/27/13  
 13 Tiki Barber, vs. N.Y. Giants, 1/2/00

**Most Consecutive Games, Pass Reception**

- 117 Michael Irvin, 1990-98  
 72 Tony Hill, 1981-86  
 87 Jason Witten, 2008-13

**Most Seasons 50 or More Pass Receptions**

- 10 Jason Witten, 2004-13  
 8 Michael Irvin, 1991-98  
 4 Tony Hill, 1979-80, 1984-85  
 4 Jay Novacek, 1990-92, 1995  
 4 Emmitt Smith, 1992-95

**YARDS****Most Seasons Leading Team**

- 8 Tony Hill, 1978-85  
 8 Michael Irvin, 1991-98  
 5 Bob Hayes, 1965-67, 1970-71

**Most Consecutive Seasons Leading Team**

- 8 Tony Hill, 1978-85  
 8 Michael Irvin, 1991-98  
 4 Frank Clarke, 1961-64  
 4 Drew Pearson, 1974-77

**Career**

- 11,904 Michael Irvin, 1988-99  
 9,779 Jason Witten, 2003-13  
 7,988 Tony Hill, 1977-86

**Season**

- 1,603 Michael Irvin, 1995  
 1,523 Michael Irvin, 1991  
 1,396 Michael Irvin, 1992

**Season, Rookie**

- 1,003 Bob Hayes, 1965  
 744 Mike Sherrard, 1986\*  
 736 Terrance Williams, 2013

**Game**

- 250 Miles Austin, @ Kansas City, 10/11/09  
 246 Bob Hayes, @ Washington, 11/13/66  
 241 Frank Clarke, vs. Washington, 9/16/62

**Game, Rookie**

- 203 James Dixon, @ Phoenix, 11/12/89  
 177 Bob Hayes, vs. Philadelphia, 10/10/65  
 170 Antonio Bryant, @ Washington, 12/29/02

**Game, Opponent**

- 329 Calvin Johnson, @ Detroit, 10/27/13  
 238 Harold Jackson, @ Rams, 10/14/73  
 210 DeSean Jackson, vs. Philadelphia, 12/12/10

**Longest Pass Reception (All TDs except as noted)**

- 95 Bob Hayes (from Meredith), vs. Washington, 11/13/66  
 91 Tony Dorsett (from Staubach), vs. Balt., 9/4/78  
 90 Alvin Harper (from Aikman), @ San Francisco, 11/13/94 (No TD)  
 90 Jason Tucker (from Aikman), vs. N.Y. Giants, 1/2/00

**Longest Pass Reception, Opponent (All TDs)**

- 94 Rich Houston (from Norm Snead), @ N.Y. Giants, 9/24/72  
 91 DeSean Jackson (from Michael Vick), vs. Philadelphia, 12/12/10  
 89 Andre Hastings (from Kerry Collins), @ New Orleans, 12/6/98  
 89 Brandon Lloyd (from Tim Rattay), @ San Francisco, 9/25/05

**Most Seasons 1,000 or More Yards Pass Receiving**

- 7 Michael Irvin, 1991-95, 1997-98  
 4 Jason Witten, 2007, 2009-10, 2012  
 3 Terrell Owens, 2006-08

**Most Games, 100 or More Yards Pass Receiving, Career**

- 47 Michael Irvin, 1988-99  
 26 Tony Hill, 1977-86  
 21 Bob Hayes, 1965-75

**Most Games, 100 or More Yards Pass Receiving, Season**

- 11 Michael Irvin, 1995  
 7 Michael Irvin, 1991  
 6 Bob Hayes, 1967  
 6 Michael Irvin, 1992  
 6 Terrell Owens, 2007

**Most Consecutive Games, 100 or More Yards Pass Receiving**

- 7 Michael Irvin, 1995  
 4 Terrell Owens, 2007  
 3 Lance Rentzel, 1968-69  
 3 Michael Irvin, 1991  
 3 Michael Irvin, 1992  
 3 Michael Irvin, 1993  
 3 Michael Irvin, 1995

**AVERAGE GAIN****Career (200 receptions)**

- 20.0 Bob Hayes, 1965-74 (365-7,295)  
 18.6 Frank Clarke, 1960-67 (281-5,214)  
 16.7 Tony Hill, 1977-86 (479-7,988)

**Season (Qualifiers)**

- 26.1 Bob Hayes, 1970 (34-889)  
 24.9 Alvin Harper, 1994 (33-821)\*  
 24.0 Bob Hayes, 1971 (35-840)

**Game (3 receptions)**

- 45.3 Alvin Harper, @ San Fran., 11/13/94 (3-136)  
 44.3 Tony Hill, @ Washington, 9/5/83 (3-133)  
 42.0 Frank Clarke, @ N.Y. Giants, 10/20/63 (4-168)

\*16-game record



## TOUCHDOWNS

## Career

- 71 Bob Hayes, 1965-74  
65 Michael Irvin, 1988-99  
52 Jason Witten, 2003-13

## Season

- 15 Terrell Owens, 2007  
14 Frank Clarke, 1962  
13 Bob Hayes, 1966  
13 Terrell Owens, 2006  
13 Dez Bryant, 2013

## Season, Rookie

- 12 Bob Hayes, 1965  
6 Antonio Bryant, 2002\*  
6 Dez Bryant, 2010\*  
5 Billy Joe Dupree, 1973  
5 Mike Sherrard, 1986  
5 Michael Irvin, 1988  
5 Terrance Williams, 2013

## Game

- 4 Bob Hayes, vs. Houston, 12/20/70  
4 Terrell Owens, vs. Washington, 11/18/07  
3 14 times, last by Miles Austin, at San Francisco, 9/18/11

## Game, Opponent

- 4 Harold Jackson, @ Rams, 10/14/73  
4 Sterling Sharpe, vs. Green Bay, 11/24/94

## Most Consecutive Games, Touchdown

- 7 Frank Clarke, 1961-62  
7 Bob Hayes, 1965-66  
7 Terrell Owens, 2007  
7 Dez Bryant, 2012  
6 Frank Clarke, 1963  
6 Bob Hayes, 1966-67  
6 Michael Irvin, 1995

## RUSHING-RECEIVING

## Most Seasons Leading Team

- 13 Emmitt Smith, 1990-2002  
9 Tony Dorsett, 1977-85  
3 Calvin Hill, 1969, 1972-73  
3 Herschel Walker, 1986-88

## Most Consecutive Seasons Leading Team

- 13 Emmitt Smith, 1990-2002  
9 Tony Dorsett, 1977-85  
3 Herschel Walker, 1986-88

## ATTEMPTS

## Career

- 4,538 Emmitt Smith, 1990-2002 (ru-4,052, re-486)  
3,137 Tony Dorsett, 1977-87 (ru-2,755, re-382)  
1,646 Don Perkins, 1961-68 (ru-1,500, re-146)

## Season

- 439 Emmitt Smith, 1995 (ru-377, re-62)  
432 Emmitt Smith, 1992 (ru-373, re-59)  
418 Emmitt Smith, 1994 (ru-368, re-50)

## Season, Rookie

- 265 Emmitt Smith, 1990 (ru-241, re-24)  
237 Tony Dorsett, 1977 (ru-208, re-29)  
232 Don Perkins, 1961 (ru-200, re-32)

## Game

- 42 Emmitt Smith, @ N.Y. Giants, 1/2/94 (ru-32, re-10)  
39 Emmitt Smith, @ G.B., 10/6/91 (ru-32, re-7)  
38 Emmitt Smith, @ Cleveland, 9/1/91 (ru-32, re-6)  
38 Emmitt Smith, vs. N.Y. Giants, 11/7/94 (ru-35, re-3)  
38 Emmitt Smith, vs. G.B., 11/24/94 (ru-32, re-6)

## YARDS

## Career

- 20,174 Emmitt Smith, 1990-2002 (ru-17,162, re-3,012)  
15,468 Tony Dorsett, 1977-87 (ru-12,036, re-3,432)  
10,685 Michael Irvin, 1988-97 (ru-5, re-10,680)

## Season

- 2,148 Emmitt Smith, 1995 (ru-1,773, re-375)  
2,048 Emmitt Smith, 1992 (ru-1,713, re-335)  
2,019 Herschel Walker, 1988 (ru-1,514, re-505)

## Season, Rookie

- 1,280 Tony Dorsett, 1977 (ru-1,007, re-273)  
1,174 Calvin Hill, 1969 (ru-942, re-232)  
1,165 Emmitt Smith, 1990 (ru-937, re-228)\*

## Game

- 292 Herschel Walker, vs. Philadelphia, 12/14/86 (ru-122, re-170)  
254 Tony Dorsett, vs. Baltimore, 9/4/78 (ru-147, re-107)  
253 DeMarco Murray, vs. St. Louis, 10/23/11 (ru-253)

## PUNTING

## PUNTS

## Career

- 612 Danny White, 1976-88  
591 Mike Saxon, 1985-92  
494 Mat McBriar, 2004-11

## Season

- 94 Toby Gowin, 2003  
86 Mike Saxon, 1986  
86 Toby Gowin, 1997

## Season, Rookie

- 86 Toby Gowin, 1997  
81 Mike Saxon, 1985  
68 Mitch Hoopes, 1975

## Game

- 11 Danny White, vs. Philadelphia, 9/23/84  
10 Mary times, last by Filip Filipovic, @ Detroit 11/3/02

## Game, Opponent

- 11 Danny Villanueva, @ Rams, 9/30/62  
11 John James, @ Atlanta, 9/15/74  
11 Marv Bateman, vs. Buffalo, 11/15/76  
11 Rich Camanillo, vs. New England, 11/22/84

## Longest Punt

- 84 Ron Widby, @ New Orleans, 11/3/68  
75 Billy Lothridge, vs. N.Y. Giants, 10/11/64  
75 Sam Baker, vs. Rams, 9/30/62  
75 Mat McBriar, vs. Houston, 10/15/06

## Longest Punt, Opponent

- 81 Tom McNeil, @ New Orleans, 9/28/69  
80 Randall Cunningham, vs. Phila., 10/16/94  
78 Jerry Norton, vs. St. Louis, 11/5/61  
78 Bill Van Heusen, @ Denver, 12/2/73

## AVERAGE GROSS YARDS

## Career (300 punts)

- 45.3 Mat McBriar, 2004-11 (461-21,038)  
41.7 Toby Gowin, 1997-99, 2003 (338-14,099)  
41.5 Mike Saxon, 1985-92 (591-24,542)

## Season (Qualifiers)

- 48.2 Mat McBriar, 2006 (56-2,697)  
47.1 Mat McBriar, 2007 (63-2,970)  
47.9 Mat McBriar, 2010 (65-3,115)  
45.4 Sam Baker, 1962 (57-2,589)

## Season, Rookie (Qualifiers)

- 42.8 Micah Knorr, 2000 (58-2,485)  
41.9 Mike Saxon, 1985 (81-3,396)  
41.8 John Jett, 1993 (56-2,342)  
41.8 Toby Gowin, 1997 (86-3,592)

## Game (4 punts)

- 56.8 Mat McBriar, vs. Houston, 10/15/06 (4-227)  
55.3 Toby Gowin, vs. Chicago, 9/28/97 (6-332)  
54.8 Mat McBriar, @ Tampa Bay, 9/13/09 (4-219)

## Game, Opponent (4 punts)

- 55.3 Donnie Jones, vs. St. Louis, 9/30/07 (8-442)  
55.3 Andy Lee, @ San Francisco, 9/18/11 (6-332)  
54.8 Shane Lechler, vs. Oakland, 11/26/09 (9-493)

## AVERAGE NET YARDS

## Career (300 punts)

- 38.1 Mat McBriar, 2004-11 (494-18,954)  
35.5 Toby Gowin, 1997-99, 2003 (339-12,018)  
34.8 Mike Saxon, 1985-92 (595-20,682)

## Season (Qualifiers)

- 41.7 Mat McBriar, 2010 (65-2,750)  
40.7 Sam Baker, 1962 (57-2,319)  
40.6 Sam Baker, 1963 (71-2,882)

## Season, Rookie (Qualifiers)

- 38.1 Billy Lothridge, 1964 (62-2,361)  
37.7 John Jett, 1993 (56-2,113)\*  
36.2 Marv Bateman, 1972 (51-1,848)

## Game (4 punts)

- 50.6 Ron Widby, @ New Orleans, 11/3/68 (5-253)  
50.5 Mat McBriar, vs. Minnesota, 10/21/07 (4-202)  
49.2 John Jett, @ Atlanta, 11/21/93 (6-295)

## Game, Opponent (4 punts)

- 51.6 Steve Weatherford, @ N.Y. Giants, 11/24/13 (5-273)  
51.0 Pat Studstill, vs. Rams, 11/25/71 (4-204)  
50.0 Dave Jennings, vs. N.Y. Giants, 10/5/80 (5-250)

## HAD BLOCKED

## Career

- 5 Danny White, 1976-88  
4 Mike Saxon, 1985-92  
3 Micah Knorr, 2000-02  
3 Mat McBriar, 2004-11

## Season

- 3 Micah Knorr, 2001  
2 Marv Bateman, 1973  
2 Danny White, 1976  
2 Mike Saxon, 1989

\*16-game record

**Most Consecutive Punts, None Blocked**

- 341 Danny White, 1978-83
- 299 Mat McBriar, 2004-08
- 253 John Jett, 1993-96

**INSIDE 20**

**Career**

- 175 Mat McBriar, 2004-11
- 166 Mike Saxon, 1985-92
- 159 Danny White, 1976-88

**Season**

- 38 Mat McBriar, 2009
- 31 Toby Gowin, 1996
- 30 Chris Jones, 2013

**Game**

- 6 Chris Jones, @ Philadelphia, 10/20/13
- 5 Danny Villanueva, @ Cleveland, 10/17/65
- 5 Duane Carrell, vs. St. Louis, 11/3/74
- 5 Toby Gowin, @ Washington, 10/13/97
- 5 Toby Gowin, vs. Philadelphia, 12/12/99
- 5 Toby Gowin, vs. Buffalo, 11/9/03
- 5 Mat McBriar, @ Seattle, 10/23/05
- 5 Mat McBriar, vs. Carolina, 9/28/09
- 5 Mat McBriar, vs. Philadelphia, 12/24/11

**Fewest Touchbacks in a Season (Qualifiers)**

- 2 Danny White, 1982
- 3 Allen Green, 1961
- 3 Danny Villanueva, 1966
- 3 Mary Bateman, 1972
- 3 John Jett, 1993
- 3 Mat McBriar, 2008
- 3 Mat McBriar, 2009
- 3 Brian Moorman, 2012

**PUNT RETURNS**

**Most Seasons Leading Team**

- 5 Bob Hayes, 1966-70
- 5 Kelvin Martin, 1987-88, 1991-92, 1996
- 3 Butch Johnson, 1976-78
- 3 Kevin Williams, 1993-95
- 3 Deion Sanders, 1997-99
- 3 Patrick Crayton, 2005, 2007, 2009

**Most Consecutive Seasons Leading Team**

- 5 Bob Hayes, 1966-70
- 3 Butch Johnson, 1976-78
- 3 Kevin Williams, 1993-95
- 3 Deion Sanders, 1997-99

**RETURNS**

**Career**

- 179 Kelvin Martin, 1987-92, 1996
- 146 Butch Johnson, 1976-83
- 111 Patrick Crayton, 2004-09

**Season**

- 54 James Jones, 1980
- 54 Gary Allen, 1984
- 51 Butch Johnson, 1978

**Season, Rookie**

- 54 James Jones, 1980
- 45 Butch Johnson, 1976
- 36 Kevin Williams, 1993

**Game**

- 9 Butch Johnson, vs. Buffalo, 11/15/76
- 8 Ron Fellows, vs. Cleveland, 11/25/82
- 8 Dedic Ward, @ Washington, 9/27/04

**Game, Opponent**

- 8 Phil McConkey, vs. N.Y. Giants, 11/4/84
- 7 Phillip Epps, vs. Green Bay, 9/23/84
- 7 Irving Fryar, vs. New England, 11/22/84
- 7 Vai Sikahema, @ St. Louis, 9/13/87

**Career**

- 69 Patrick Crayton, 2004-09
- 61 Kelvin Martin, 1987-92, 1996
- 42 Kevin Williams, 1993-96

**Season**

- 23 Patrick Crayton, 2009
- 20 Patrick Crayton, 2007
- 18 Golden Richards, 1973
- 18 Kelvin Martin, 1992

**Game**

- 5 Patrick Crayton, @ Washington, 12/27/09
- 4 Golden Richards, @ New England, 11/16/75
- 4 Golden Richards, @ Washington, 11/7/74
- 4 Kelvin Martin, vs. Philadelphia, 12/18/88
- 4 Patrick Crayton, vs. Kansas City, 12/11/05
- 4 Patrick Crayton, @ N.Y. Giants, 11/11/07
- 4 Patrick Crayton, vs. Philadelphia, 12/16/07
- 4 Patrick Crayton, @ N.Y. Giants, 12/6/09

**Game, Opponent**

- 5 Amari Toomer, N.Y. Giants, 9/8/96
- 5 Jimmy Williams, @ Seattle, 10/23/05
- 5 Chad Hall, vs. Philadelphia, 12/24/11
- 5 Damaris Johnson, @ Philadelphia, 10/20/13

\*16-game record

**YARDS GAINED**

**Career**

- 1,803 Kelvin Martin, 1987-92, 1996
- 1,313 Butch Johnson, 1976-83
- 1,184 Deion Sanders, 1995-99

**Season**

- 548 James Jones, 1980
- 532 Kelvin Martin, 1992
- 489 Butch Johnson, 1976

**Season, Rookie**

- 548 James Jones, 1980
- 489 Butch Johnson, 1976
- 418 Mel Renfro, 1964

**Game**

- 124 Kelvin Martin, @ Philadelphia, 12/15/91
- 122 Bob Hayes, vs. Pittsburgh, 12/8/68
- 117 Mel Renfro, vs. Green Bay, 11/29/64
- 117 Butch Johnson, vs. Buffalo, 11/15/76

**Game, Opponent**

- 139 Darren Gordon, @ Atlanta, 11/11/01
- 123 Tiki Barber, @ N.Y. Giants, 10/18/99
- 111 Dante Hall, vs. St. Louis, 9/30/07

**Longest Punt Return (All TDs)**

- 98 Dennis Morgan, vs. St. Louis, 10/13/74
- 97 Bryan McCann, vs. Detroit, 11/21/10
- 93 Dez Bryant, vs. N.Y. Giants, 10/25/10

**Longest Punt Return/Opponent (All TDs)**

- 98 Terance Mathis, @ N.Y. Jets, 11/4/90
- 98 Damaris Johnson, vs. Philadelphia, 12/2/12
- 85 Tiki Barber, @ N.Y. Giants, 10/18/99
- 85 Dante Hall, vs. St. Louis, 9/30/07

**AVERAGE YARDAGE**

**Career (75 returns)**

- 13.3 Deion Sanders, 1995-99 (89-1,184)
- 11.1 Bob Hayes, 1965-74 (104-1,158)
- 10.1 Kelvin Martin, 1987-92, 1996 (179-1,803)

**Season (Qualifiers)**

- 20.8 Bob Hayes, 1968 (15-312)
- 15.6 Deion Sanders, 1998 (24-375)\*
- 15.1 Dennis Morgan, 1974 (19-287)

**Season, Rookie (Qualifiers)**

- 15.1 Dennis Morgan, 1974 (19-287)
- 13.1 Mel Renfro, 1964 (32-418)
- 13.4 Reggie Swinton, 2001 (31-414)\*

**Game (3 returns)**

- 40.7 Bob Hayes, vs. Pittsburgh, 12/8/68 (3-122)
- 32.0 Kevin Williams, vs. Wash., 11/20/94 (3-96)
- 29.3 Mel Renfro, vs. Green Bay, 11/29/64 (4-117)

**Game, Opponent (3 returns)**

- 46.3 Darren Gordon, @ Atlanta, 11/11/01 (3-139)
- 32.3 Brandon Banks, @ Washington, 11/20/11 (3-97)
- 31.7 Domenik Hixon, @ N.Y. Giants, 12/6/09

**TOUCHDOWNS**

**Career**

- 4 Deion Sanders, 1995-99
- 3 Bob Hayes, 1965-74
- 3 Kelvin Martin, 1987-92, 1996
- 3 Kevin Williams, 1993-96

**Season**

- 2 Bob Hayes, 1968
- 2 Kelvin Martin, 1992\*
- 2 Kevin Williams, 1993\*
- 2 Deion Sanders, 1998\*
- 2 Wane McGarty, 2000\*
- 2 Patrick Crayton, 2009\*
- 2 Dez Bryant, 2010\*

**Game**

- 1 Many times, last by Dwayne Harris, vs. Washington, 10/13/13

**KICKOFF RETURNS**

**Most Seasons Leading Team**

- 3 Mel Renfro, 1964-66
- 3 Butch Johnson, 1976-78
- 3 Kevin Williams, 1993-95
- 3 Patrick Crayton, 2006-08

**Most Consecutive Seasons Leading Team**

- 3 Mel Renfro, 1964-66
- 3 Butch Johnson, 1976-78
- 3 Kevin Williams, 1993-95
- 3 Patrick Crayton, 2006-08

**RETURNS**

**Career**

- 144 Kevin Williams, 1993-96
- 101 James Dixon, 1989-91
- 98 Tyson Thompson, 2005-07

**Season**

- 57 Tyson Thompson, 2005
- 56 Reggie Swinton, 2001
- 51 Jason Tucker, 2000



**Season, Rookie**

- 57 Tyson Thompson, 2005
- 47 James Dixon, 1989
- 40 Mel Renfro, 1964

**Game**

- 8 Mel Renfro, vs. Green Bay, 11/29/64
- 7 Robert Lavette, @ N.Y. Giants, 10/6/85
- 7 Reggie Swinton, vs. Philadelphia, 11/18/01

**Game, Opponent**

- 8 Mel Gray, @ Detroit, 11/8/92
- 8 Brian Mitchell, @ N.Y. Giants, 9/15/03
- 7 Six times, last by Reggie Swinton, vs. Arizona, 10/30/05

**YARDS**

**Career**

- 3,416 Kevin Williams, 1993-96
- 2,416 Tyson Thompson, 2005-07
- 2,315 James Dixon, 1989-91

**Season**

- 1,399 Tyson Thompson, 2005
- 1,327 Reggie Swinton, 2001
- 1,181 James Dixon, 1989

**Season, Rookie**

- 1,399 Tyson Thompson, 2005
- 1,181 James Dixon, 1989
- 1,017 Mel Renfro, 1964

**Game**

- 213 Reggie Swinton, @ Philadelphia, 9/22/02
- 205 Jason Tucker, @ N.Y. Giants, 10/15/00
- 203 Jason Tucker, @ New Orleans, 12/24/99

**Game, Opponent**

- 247 Tim Brown, @ Philadelphia, 11/6/66
- 194 Brian Mitchell, @ N.Y. Giants, 9/15/03
- 193 Ahmad Bradshaw, vs. N.Y. Giants, 9/9/07

**Longest Kickoff Return (All TDs)**

- 102 Alexander Wright, vs. Atlanta, 12/22/91
- 101 Amos Marsh, vs. Philadelphia, 10/14/62
- 101 Ike Thomas, vs. N.Y. Jets, 12/4/71

**Longest Kickoff Return, Opponent (All TDs)**

- 108 Roy Green, St. Louis, 10/21/79
- 108 Jacoby Jones, @ Baltimore, 10/14/12
- 103 Terrence McGee, @ Buffalo, 10/8/07

**AVERAGE YARDAGE**

**Career (75 returns)**

- 26.4 Mel Renfro, 1964-77 (85-2,246)
- 25.3 Herschel Walker, 1986-89, 1996-97 (77-1,946)
- 24.7 Tyson Thompson, 2005-07 (88-2,416)

**Season (Qualifiers)**

- 30.6 Dwayne Harris, 2013 (28-857)
- 30.0 Mel Renfro, 1965 (21-630)
- 28.9 Herschel Walker, 1996 (27-779)

**Season, Rookie (Qualifiers)**

- 27.9 Jason Tucker, 1999 (22-613)
- 26.5 Bob Hayes, 1965 (17-450)
- 25.7 Amos Marsh, 1961 (26-667)
- 25.4 Mel Renfro, 1964 (40-1,017)

**Game (3 returns)**

- 48.0 Mark Washington, @ Wash., 11/22/70 (3-144)
- 43.7 Reggie Swinton, vs. Tampa Bay, 9/9/01 (3-131)
- 43.6 Ike Thomas, vs. Rams, 11/25/71 (3-131)

**Game, Opponent (3 returns)**

- 53.0 Jacoby Jones, @ Baltimore, 10/14/12 (3-159)
- 49.4 Tim Brown, @ Philadelphia, 11/6/66 (5-247)
- 48.0 Terrence McGee, @ Buffalo, 10/8/07 (3-144)

**TOUCHDOWNS**

**Career**

- 2 Mel Renfro, 1964-77
- 2 Ike Thomas, 1971
- 2 Alexander Wright, 1990-91

**Season**

- 2 Ike Thomas, 1971

**Game**

- 1 Many times last by Felix Jones, vs. Philadelphia, 9/15/08

**Game, Opponent**

- 2 Tim Brown, @ Philadelphia, 11/6/66

**COMBINED KICK RETURNS**

**MOST RETURNS**

**Career**

- 239 Kevin Williams, 1993-96 (p-95, k-144)
- 230 Kelvin Martin, 1987-92, 1996 (p-179, k-51)
- 225 Butch Johnson, 1976-83 (p-146, k-79)

**Season**

- 87 Gary Allen, 1984 (p-54, k-33)
- 87 Reggie Swinton, 2001 (p-31, k-56)
- 86 James Jones, 1980 (p-54, k-32)

**Game**

- 12 Mel Renfro, vs. G.B., 11/29/64 (p-4, k-8)
- 11 Butch Johnson, vs. Buff., 11/15/76 (p-9, k-2)
- 11 Reggie Swinton, vs. Denver, 11/22/01 (p-5, k-6)

**Game, Opponent**

- 12 Larry Jones, vs. Wash., 12/13/75 (p-6, k-6)
- 10 Phil McConkey, vs. N.Y. Giants, 11/4/84 (p-8, k-2)
- 10 Stump Mitchell, @ St. Louis, 9/11/83 (p-5, k-5)
- 10 Brian Mitchell, vs. Wash., 11/20/94 (p-5, k-5)
- 10 Reggie Swinton, vs. Arizona, 10/30/05 (p-3, k-7)

**YARDS GAINED**

**Career**

- 4,329 Kevin Williams, 1993-96 (p-913, k-3,416)
- 3,145 Butch Johnson, 1976-83 (p-1,313, k-1,832)
- 3,088 Mel Renfro, 1964-77 (p-842, k-2,246)

**Season**

- 1,741 Reggie Swinton, 2001 (p-414, k-1,327)
- 1,497 Kevin Williams, 1994 (p-349, k-1,148)
- 1,435 Mel Renfro, 1964 (p-418, k-1,017)

**Game**

- 273 Mel Renfro, vs. G.B., 11/29/64 (p-117, k-156)
- 224 Reggie Swinton, vs. Denver, 11/22/01 (p-100, k-124)
- 222 Dwayne Harris, vs. Washington, 10/13/13 (p-109, k-113)

**Game, Opponent**

- 247 Tim Brown, @ Philadelphia, 11/6/66 (k-247)
- 213 Stump Mitchell, St. Louis, 9/11/83 (p-349, k-1,160)
- 212 Brian Mitchell, vs. Wash., 11/20/94 (p-32, k-180)

**TOUCHDOWNS**

**Career**

- 4 Kevin Williams, 1993-94 (p-3, k-1)
- 4 Deion Sanders, 1995-99 (p-4)
- 3 Bob Hayes, 1965-74 (p-3)
- 3 Mel Renfro, 1964-77 (p-1, k-2)
- 3 Kelvin Martin, 1987-92 (p-3)

**Season**

- 2 Bob Hayes, 1968 (p-2)
- 2 Ike Thomas, 1971 (k-2)
- 2 Kelvin Martin, 1992 (p-2)\*
- 2 Kevin Williams, 1993 (p-2)\*
- 2 Kevin Williams, 1994 (p-1, k-1)\*
- 2 Deion Sanders, 1998 (p-2)\*
- 2 Wane McGarity, 2000 (p-2)\*
- 2 Patrick Crayton, 2009 (p-2)\*
- 2 Dez Bryant, 2010 (p-2)\*

**Game**

- 1 Many times, last by Dwayne Harris, vs. Washington 10/13/13

**Game, Opponent**

- 2 Tim Brown, @ Philadelphia, 11/6/66 (k-2)

**COMBINED NET YARDS**

Rushing, receiving, interception returns, kickoff returns, punt returns and fumble returns

**Most Seasons Leading Team**

- 10 Emmitt Smith, 1990-96, 1998-2000
- 9 Tony Dorsett, 1977-85
- 4 Herschel Walker, 1986-88, 1997

**Most Consecutive Seasons Leading Team**

- 9 Tony Dorsett, 1977-85
- 7 Emmitt Smith, 1990-96
- 7 Herschel Walker, 1986-88
- 3 Emmitt Smith, 1998-2000

**ATTEMPTS**

**Career**

- 4,538 Emmitt Smith, 1990-2002
- 3,153 Tony Dorsett, 1977-87
- 1,677 Don Perkins, 1961-68

**Season**

- 439 Emmitt Smith, 1995
- 433 Emmitt Smith, 1992
- 418 Emmitt Smith, 1994

**Game**

- 42 Emmitt Smith, @ N.Y. Giants, 1/2/94 (ru-32, re-10)
- 39 Emmitt Smith, @ G.B., 10/6/91 (ru-32, re-7)
- 38 Emmitt Smith, @ Cleveland, 9/1/91 (ru-32, re-6)
- 38 Emmitt Smith, vs. N.Y. Giants, 11/7/94 (ru-35, re-3)
- 38 Emmitt Smith, vs. G.B., 11/24/94 (ru-32, re-6)

\*16-game record

## YARDS

## Career

20,174	Emmitt Smith, 1990-2002
15,501	Tony Dorsett, 1977-87
9,104	Bob Hayes, 1965-74

## Season

2,148	Emmitt Smith, 1995
2,048	Emmitt Smith, 1992
2,019	Herschel Walker, 1988

## Season, Rookie

1,688	James Dixon, 1989
1,598	Bob Hayes, 1965
1,597	Tyson Thompson, 2005

## Game

331	Jason Tucker, @ New Orleans, 12/24/99
307	Kevin Williams, @ Arizona, 12/25/95
292	Herschel Walker, vs. Philadelphia, 12/14/86

## INTERCEPTIONS

## Most Seasons Leading Team

5	Everson Walls, 1981-82, 1985, 1987-88
5	Terence Newman, 2003-04, 2008, 2010, 2011
4	Cornell Green, 1963, 1965-67

## Most Consecutive Seasons Leading Team

3	Don Bishop, 1960-62
3	Cornell Green, 1965-67

## Career

52	Mel Renfro, 1964-77
44	Everson Walls, 1981-89
41	Charlie Waters, 1970-78, 1980-81

## Season

11	Everson Walls, 1981
10	Mel Renfro, 1969
9	Everson Walls, 1985

## Season, Rookie

11	Everson Walls, 1981
7	Mel Renfro, 1964
7	Michael Downs, 1981

## Game

3	Herb Adderley, @ Philadelphia, 9/26/71
3	Lee Roy Jordan, vs. Cincinnati, 11/4/73
3	Dennis Thurman, vs. Philadelphia, 12/13/81
3	Terence Newman, @ Detroit, 10/19/03

## Consecutive Games Intercepted By

5	Don Bishop, 1961
4	Charlie Waters, 1972-73
4	Dennis Thurman, 1985

## Game, Opponent

3	Eight times, last by Adrian Wilson, @ Arizona, 10/20/02
---	---

## YARDS GAINED

## Career

626	Mel Renfro, 1964-77
584	Charlie Waters, 1970-78, 1980-81
562	Dennis Thurman, 1978-85

## Season

211	Cornell Green, 1963
187	Dennis Thurman, 1981*
182	Herb Adderley, 1971

## Season, Rookie

136	Mike Gaechter, 1962
133	Everson Walls, 1981*
110	Mel Renfro, 1964

## Game

121	Mike Gaechter, vs. Washington, 11/3/63
102	Herb Adderley, @ Philadelphia, 9/26/71
101	Bryan McCann, @ N.Y. Giants, 11/14/10

## Game, Opponent

110	Jim Steffen, @ Washington, 9/29/63
102	Erich Barnes, vs. N.Y. Giants, 10/15/61
101	Lito Sheppard, vs. Philadelphia, 11/15/04

## Longest Returns (All TDs except as noted)

101	Bryan McCann, @ N.Y. Giants, 11/14/10
100	Mike Gaechter, vs. Philadelphia, 10/14/62
96	Dennis Thurman, @ Washington, 9/6/81 (no TD)

## Longest Return, Opponent (All TDs)

104	James Willis and Troy Vincent, vs. Philadelphia, 11/3/96
102	Erich Barnes, vs. N.Y. Giants, 10/15/61
102	Lito Sheppard, vs. Philadelphia, 10/8/06

## TOUCHDOWNS

## Career

4	Dennis Thurman, 1977-85
4	Dexter Coakley, 1997-2002
3	Mel Renfro, 1964-77
3	Lee Roy Jordan, 1963-76
3	Larry Cole, 1968-80
3	Roy Williams, 2002-2008
3	Terence Newman, 2003-11

## Season

2	Larry Brown, 1995
2	George Teague, 1999
2	Dexter Coakley, 2001
2	Roy Williams, 2002

## Game

1	Many times, last by Sean Lee, @ San Diego, 9/29/13
---	--

## FUMBLES

## OPPONENTS' FUMBLES RECOVERED

## Career

19	Ed Jones, 1974-78, 1980-89
16	Chuck Howley, 1961-73
16	Dave Edwards, 1963-75
16	Lee Roy Jordan, 1963-76
16	Cliff Harris, 1970-79

## Season

5	Don Healy, 1961
4	Jerry Norton, 1962
4	Jethro Pugh, 1967
4	Larry Cole, 1971
4	Jethro Pugh, 1973
4	Dexter Clinkscale, 1983*
4	Eugene Lockhart, 1985*
4	Jay Ratliff, 2009*

## Game

2	Many times, last by Kevin Mathis, vs. Carolina, 10/11/98
---	--

## Longest Fumble Returns (All TDs)

98	Greg Ellis, vs. Arizona, 10/3/99
97	Chuck Howley, vs. Atlanta, 10/2/66
86	Michael Downs, @ Houston, 12/13/82

## Longest Fumble Returns, Opponent (All TDs)

96	Joe Lavender, @ Philadelphia, 9/23/74
81	Andy Headen, @ N.Y. Giants, 9/9/84
96	Joselo Hanson, @ Philadelphia, 12/28/08

## OPPONENTS' FUMBLE

## RETURNED FOR TOUCHDOWN

## Career

3	Bob Lilly, 1961-74
2	Cornell Green, 1962-74
2	Benny Barnes, 1972-82
2	Mike Hegman, 1976-88
2	Michael Downs, 1981-88
2	Jim Jeffcoat, 1983-94

## SACKS

## Most Seasons Led Team

8	DeMarcus Ware, 2005-12
7	Harvey Martin, 1974-77, 1979-80, 1982
6	Greg Ellis, 1999, 2001-05
5	Jethro Pugh, 1968-72

## Most Consecutive Seasons Leading Team

8	DeMarcus Ware, 2005-12
5	Jethro Pugh, 1968-72
5	Greg Ellis, 2001-05
4	George Andrie, 1964-67
4	Harvey Martin, 1974-77

## TOTAL SACKS

## Career

117	DeMarcus Ware, 2005-13
114	Harvey Martin, 1973-83
111	Randy White, 1975-88
106	Ed Jones, 1974-78, 1980-89

## Season

23	Harvey Martin, 1977
20	DeMarcus Ware, 2008*
19 1/2	DeMarcus Ware, 2011

\*16-game record



**Season, Rookie**

- 9 Willie Townes, 1966
- 9 Harvey Martin, 1973
- 8 DeMarcus Ware, 2005\*

**Game**

- 5 Bob Lilly, @ Pittsburgh, 11/20/66
- 5 Jim Jeffcoat, @ Washington, 11/10/85
- 4 Nine times, last by DeMarcus Ware, @ Philadelphia, 10/30/11

**Game, Rookie**

- 3 Randy White, @ Detroit, 10/6/75
- 3 Randy White, @ New England, 11/16/75
- 3 DeMarcus Ware, @ Carolina, 12/24/05
- 2½ Five times, last by Jimmie Jones, vs. Tampa Bay, 10/7/90

**Game, Opponent**

- 4½ Jim Katcavage, @ N.Y. Giants, 10/20/63
- 4½ Clyde Simmons, vs. Philadelphia, 9/15/91

**TACKLES****COMBINED TACKLES****Career**

- 1,350 Darren Woodson, 1992-2003
- 1,236 Lee Roy Jordan, 1963-76
- 1,104 Randy White, 1975-88

**Season**

- 222 Eugene Lockhart, 1989
- 202 Bradie James, 2008
- 181 Bradie James, 2009

**Season, Rookie**

- 136 Dexter Coakley, 1997
- 127 Roy Williams, 2002
- 108 Robert Jones, 1992

**Game**

- 21 Lee Roy Jordan, vs. Philadelphia, 9/26/71
- 21 Sean Lee, @ Seattle, 9/16/12
- 21 Sean Lee, @ San Diego, 9/29/13
- 20 Fred Strickland, @ N.Y. Giants, 11/24/96
- 19 Nine times, last by Sean Lee, @ New England, 10/16/11

**SOLO TACKLES****Career**

- 787 Darren Woodson, 1992-2003
- 743 Lee Roy Jordan, 1963-76
- 701 Randy White, 1975-88

**Season**

- 154 Eugene Lockhart, 1989
- 104 Dat Nguyen, 2001
- 100 Lee Roy Jordan, 1975

**Game**

- 16 Eugene Lockhart, vs. Phoenix, 10/29/89
- 15 Dexter Coakley, @ Seattle, 12/16/01
- 15 Dexter Coakley, @ Arizona, 10/20/02
- 15 Sean Lee, @ New England, 10/16/11
- 15 Sean Lee, @ Seattle, 9/16/12
- 15 Sean Lee, @ San Diego, 9/29/13

**Career**

- 563 Darren Woodson, 1992-2003
- 493 Lee Roy Jordan, 1963-76
- 470 Bradie James, 2003-11

**Season**

- 117 Bradie James, 2008
- 101 Jerry Tubbs, 1960

**Game**

- 15 Jerry Tubbs, vs. Chicago, 11/27/60
- 11 Danny McCray, vs. Tampa Bay, 9/23/12

**SPECIAL TEAMS TACKLES****Career**

- 216 Bill Bates, 1983-97
- 134 Darren Woodson, 1992-2003
- 97 Keith Davis, 2002, 2004-08

**Season**

- 32 Jim Schwartz, 1996
- 30 David Lang, 1995
- 28 Danny McCray, 2010

**BLOCKED KICKS****BLOCKS**

(Extra points, Field Goals and Punts)

**Career**

- 10 Cornell Green, 1962-74
- 9 Mike Gaechter, 1962-69
- 9 Ed Jones, 1974-78, 1980-89

**Season**

- 3 Jethro Pugh, 1965
- 3 Ed Jones, 1978\*
- 3 Michael Downs, 1986\*
- 3 Flozell Adams, 2003\*

**Game**

- 2 Billy Joe DuPree, vs. N.Y. Giants, 10/21/73
- 2 Leon Lett, vs. Detroit, 9/19/94

**Game, Opponent**

- 2 Bob Freeman, vs. Philadelphia, 9/30/60
- 2 Matt Blair, @ Minnesota, 10/7/79

**BLOCKED EXTRA POINTS****Career**

- 4 Flozell Adams, 1998-2008
- 2 Cornell Green, 1962-74
- 2 Mike Gaechter, 1962-69
- 2 Ed Jones, 1974-78, 1980-89

**Season**

- 3 Flozell Adams, 2003
- 1 Many times, last by Greg Ellis, 2004

**Game**

- 1 Many times, last by Greg Ellis, @ Philadelphia, 12/19/04

**Game, Opponent**

- 2 Bob Freeman, vs. Philadelphia, 9/30/60
- 2 Matt Blair, @ Minnesota, 10/7/79

**BLOCKED FIELD GOALS****Career**

- 8 Cornell Green, 1962-74
- 7 Mike Gaechter, 1962-69
- 7 Ed Jones, 1974-78, 1980-89

**Season**

- 2 Ten times, last by Leon Lett, 1994
- 1 Many times, last by Orlando Scandrick, 2013

**Game**

- 2 Leon Lett, vs. Detroit, 9/19/94
- 1 Many times, last by Orlando Scandrick @ Kansas City 9/15/11

**Game, Opponent**

- 1 Many times, last by Troy Vincent, @ Washington, 11/5/06

**BLOCKED PUNTS****Career**

- 4 Issiac Holt, 1989-92
- 2 Billy Joe DuPree, 1973-83
- 2 Thomas Henderson, 1975-79
- 2 Aaron Kyle, 1976-79
- 2 Charlie Waters, 1970-78, 1980-81

**Season**

- 2 Billy Joe DuPree, 1973
- 2 Aaron Kyle, 1976
- 2 Issiac Holt, 1990\*

**Game**

- 2 Billy Joe DuPree, vs. N.Y. Giants, 10/21/73

**Game, Opponent**

- 1 Many times, last by Taj Smith, @ Indianapolis, 12/5/10 (OT)

\*16-game record

# Cowboys Team Records

1960 — 12 games; 1961-77 — 14 games; 1978-2013 — 16 games.

NOTE: The 1982 regular season was reduced to nine games and the 1987 season to 15 games due to players' strikes.

## GAMES WON

### Most Consecutive Games Won (Including postseason)

12 1971-72  
10 1993-94  
9 1977-78

### Most Consecutive Games Won (Regular season)

11 1968-69  
9 1971-72, 1978-79\*  
8 1977, 1991-92

### Most Games Won, Season (Including postseason)

16 1992  
15 1977, 1993, 1995  
14 1971, 1978, 1980

### Most Games Won, Season (Regular season)

13 1992, 2007  
12 1968, 1977, 1978, 1980, 1981, 1983, 1993,  
1994, 1995

### Most Consecutive Games Won, Season (Including postseason)

10 1971  
8 1977, 1978\*, 1993\*

### Most Consecutive Games Won, Season (Regular season)

8 1977  
7 1971, 1983\*, 1993\*, 2007\*

### Most Consecutive Games Won, Start of Season

8 1977  
7 1983\*  
6 1968, 1969

### Most Consecutive Games Won, End of Season

7 1971  
6 1978\*  
5 1968, 1970, 1991, 1993

### Most Consecutive Home Games Won (Including postseason)

18 1980-81  
11 1971-72, 1991-92  
9 1975-76

### Most Consecutive Road Games Won (Including postseason)

7 1968, 1993-94, 2007  
6 1966-67, 1975-76, 1978-79

## GAMES LOST

### Most Consecutive Games Lost

10 1960, 1988  
9 1988-89

### Most Consecutive Games Without Victory

12 1960  
10 1988  
9 1988-89

### Most Games Lost, Season

15 1989  
13 1988  
11 1960, 2000, 2001, 2002

### Most Consecutive Home Games Lost

14 1988-89  
6 1960

### Most Consecutive Home Games Without Victory

14 1988-89  
7 1962-63

### Most Consecutive Away Games Lost

9 1962-63, 2000-2001  
8 1997-98, 1999-2000

### Most Consecutive Away Games Without Victory (Including postseason)

9 1962-63, 1999-2000, 2000-2001  
8 1997-98  
7 1960, 1964-65

## SCORING

### Most Points, Season

479 1983  
455 2007  
454 1980

### Most Points, Opponent, Season

436 2010  
432 2013  
405 2004

### Fewest Points, Season

177 1960  
204 1989\*  
217 2002

### Fewest Points, Opponent, Season

186 1968  
194 1976  
208 1978\*

### Most Points, Game

59 vs. Detroit, 9/15/68  
59 vs. San Francisco, 10/12/80  
56 vs. Philadelphia, 10/9/66

### Most Points, Opponent, Game

54 @ Minnesota, 10/18/70  
52 @ St. Louis, 12/9/62  
51 vs. Denver, 10/6/13

### Most Points, Both Teams, Game

99 vs. Denver, 10/6/13 (Denver 51, Dallas 48)  
86 @ Buffalo, 9/19/71 (Dallas 49, Buffalo 37)  
82 vs. Minnesota, 11/26/87

(Minnesota 44, Dallas 38 OT)  
82 vs. Minnesota, 11/26/98  
(Minnesota 46, Dallas 36)

82 @ Seattle, 12/6/04  
(Dallas 43, Seattle 39)

### Fewest Points, Both Teams, Game

8 @ Cleveland, 12/12/70 (Dallas 6, Clev. 2)  
10 @ Houston, 11/24/74 (Dallas 10, Houston 0)  
12 vs. N.Y. Giants, 11/7/76 (Dallas 9, N.Y. Giants 3)  
12 @ New England, 11/16/03 (New England 12, Dallas 0)

### Most Points Overcome To Win Game

21 vs. New Orleans, 10/21/84  
21 @ Washington, 9/12/99 (OT)  
20 @ Washington, 9/5/83

### Most Points, Opponent, Overcome To Win Game

24 vs. Detroit, 10/2/11  
23 vs. Green Bay, 12/15/13  
21 @ Washington, 11/28/65

### Most Points, First Half

42 vs. Philadelphia, 10/19/69  
38 vs. N.Y. Jets, 12/4/71  
38 vs. San Francisco, 10/12/80

### Most Points, Opponent, First Half

35 @ Denver, 9/13/98  
35 vs. Philadelphia, 11/15/04  
34 @ Minnesota, 10/18/70  
34 @ Rams, 10/14/73  
34 @ Washington, 11/23/86

### Most Points, Both Teams, First Half

55 vs. Raiders, 10/23/83  
54 vs. Philadelphia, 9/15/08  
52 @ N.Y. Giants, 12/16/62  
52 @ Buffalo, 9/19/71  
52 @ Denver, 9/13/98

### Most Points, Second Half

36 vs. Green Bay, 11/24/94  
31 @ Philadelphia, 9/29/68  
31 @ Tennessee, 10/1/06  
31 vs. Houston, 10/15/06  
31 @ Chicago, 9/23/07

### Most Points, Opponent, Second Half

38 @ St. Louis, 12/9/62  
35 @ Green Bay, 11/23/97  
31 vs. Detroit, 10/2/11

### Most Points, Both Teams, Second Half

58 vs. St. Louis, 9/28/75 (OT)  
51 vs. Denver, 10/6/13  
50 vs. Green Bay, 11/24/94

### Most Points, First Quarter

28 vs. Philadelphia, 10/19/69  
28 vs. N.Y. Jets, 12/4/71  
21 Four times, last vs. Arizona, 10/9/94

### Most Points, Opponent, First Quarter

22 @ Cincinnati, 12/8/85  
21 vs. Cleveland, 12/3/61  
21 @ San Francisco, 10/11/81  
21 @ San Francisco, 12/19/83  
21 @ Denver, 9/13/98  
21 vs. Minnesota, 11/26/98  
21 @ N.Y. Giants, 12/15/02  
21 @ St. Louis, 10/19/08

### Most Points, Both Teams, First Quarter

35 vs. Philadelphia, 10/19/69  
35 vs. Atlanta, 12/22/91  
28 vs. St. Louis, 11/23/67  
28 vs. N.Y. Jets, 12/4/71  
28 @ Denver, 9/13/98  
28 @ St. Louis, 10/19/08

\*16-game record



**Most Points, Second Quarter**

24 vs. N.Y. Giants, 9/18/66  
 24 vs. Pittsburgh, 10/30/66  
 24 vs. Detroit, 9/15/68  
 24 vs. New England, 10/24/71  
 24 vs. San Francisco, 10/12/80  
 24 @ Washington, 10/2/94

**Most Points, Opponent, Second Quarter**

28 vs. Philadelphia, 11/15/04  
 28 @ Green Bay, 11/7/10  
 28 vs. Washington, 11/22/12

**Most Points, Both Teams, Second Quarter**

42 @ N.Y. Giants, 12/16/62  
 42 vs. Philadelphia, 11/15/04  
 38 vs. Kansas City, 11/10/75  
 38 vs. L.A. Raiders, 10/23/83

**Most Points, Third Quarter**

24 vs. Chicago, 12/27/92  
 21 Seven times, last vs. St. Louis, 9/30/07

**Most Points, Opponent, Third Quarter**

24 @ Tennessee, 12/25/00  
 22 @ Washington, 9/12/99  
 21 @ Washington, 12/17/61  
 21 @ Cincinnati, 12/8/85  
 21 @ Green Bay, 10/24/04  
 21 vs. New Orleans, 12/10/06

**Most Points, Both Teams, Third Quarter**

35 @ Washington, 12/17/61  
 35 vs. St. Louis, 9/28/75  
 31 vs. New Orleans, 12/10/06

**Most Points, Fourth Quarter**

25 @ Carolina, 10/29/06

**Most Points, Opponent, Fourth Quarter**

24 @ Detroit, 10/27/13  
 22 @ Seattle, 12/6/04  
 21 Nine times, last @ Indianapolis, 12/5/10 (OT)

**Most Points, Both Teams, Fourth Quarter**

41 @ Detroit, 10/27/13  
 36 @ Seattle, 12/6/04  
 35 vs. N.Y. Giants, 10/21/73  
 35 vs. San Francisco, 12/8/02

**Most Consecutive Games Scoring**

218 1970-85  
 166 2003-13  
 151 1991-2000

**TOUCHDOWNS****Most Touchdowns, Season**

60 1980  
 59 1983  
 56 1966

**Most Touchdowns, Opponent, Season**

52 1962  
 51 2010  
 51 2013\*  
 49 1961  
 49 2004

**Fewest Touchdowns, Season**

23 1960  
 25 1989\*  
 26 2001, 2002

**Fewest Touchdowns, Opponent, Season**

23 1968  
 23 1973  
 23 1993\*

**Most Touchdowns, Game**

8 vs. Philadelphia, 10/9/66  
 8 vs. Detroit, 9/15/68  
 8 vs. San Francisco, 10/12/80

**Most Touchdowns, Opponent, Game**

7 vs. Cleveland, 10/16/60  
 7 @ St. Louis, 12/9/62  
 7 @ Cincinnati, 12/8/85  
 7 vs. Philadelphia, 11/15/04  
 7 @ New Orleans, 11/10/13

**Most Touchdowns, Both Teams, Game**

12 vs. Buffalo, 9/19/71  
 12 vs. Denver, 10/6/13  
 11 @ San Francisco, 12/12/77  
 11 vs. Minnesota, 11/26/87

**Most Consecutive Games Score Touchdown**

75 1979-84  
 73 1960-65  
 72 1965-70

**POINT AFTER TOUCHDOWNS****Most Points After Touchdowns, Season**

59 1980  
 57 1983  
 56 1966

**Most Point After Touchdowns, Opponent, Season**

49 1962  
 49 2010\*  
 47 2013

**Most Point After Touchdowns, Game**

8 vs. Philadelphia, 10/9/66  
 8 vs. Detroit, 9/15/68  
 8 vs. San Francisco, 10/12/80

**Most Point After Touchdowns, Opponent, Game**

7 @ St. Louis, 12/9/62  
 7 vs. Philadelphia, 11/15/04  
 7 @ New Orleans, 11/10/13  
 6 12 times, last @ Green Bay, 11/7/10

**Most Consecutive Point After Touchdowns (Kicking)**

332 2005-13  
 191 1996-2003  
 162 1969-73

**Most Two Point Conversions, Attempted, Season**

5 1997  
 4 2000, 2012  
 3 2006

**Most Two Point Conversions Attempted, Opponent, Season**

4 1996, 1999, 2004, 2013  
 3 1994, 1995, 2000, 2013

**Most Two Point Conversions Made, Season**

3 2012  
 2 1996, 1997, 2000, 2006, 2010  
 1 1995, 2004, 2005, 2009, 2013

**Most Two Point Conversions Made, Opponent, Season**

3 1999  
 2 1997, 1998, 2003, 2004, 2010, 2013

**FIELD GOALS****Most Field Goals Attempted, Season**

39 1991  
 38 1997  
 37 1993

**Most Field Goals Attempted, Opponent, Season**

39 1991  
 38 2002  
 36 2001  
 36 2008

**Fewest Field Goals Attempted, Season**

13 1960  
 17 1980\*  
 19 2002

**Fewest Field Goals Attempted, Opp., Season**

12 1976  
 15 1977  
 17 1992\*

**Most Field Goals Attempted, Game**

8 @ N.Y. Giants, 9/15/03  
 7 @ Chicago, 11/24/68  
 7 vs. Green Bay, 11/18/96

**Most Field Goals Attempted, Opponent, Game**

7 @ Philadelphia, 12/5/65  
 6 vs. San Francisco, 11/20/60  
 6 vs. St. Louis, 12/18/71  
 6 @ Green Bay, 10/1/72  
 6 @ Arizona, 10/13/02  
 6 @ Atlanta, 11/4/12

**Most Field Goals Attempted, Both Teams, Game**

9 @ Philadelphia, 12/5/65  
 9 @ Chicago, 11/24/68  
 9 @ N.Y. Giants, 9/15/03  
 9 @ Atlanta, 11/4/12

**Most Field Goals Made, Season**

34 1997  
 32 1996  
 30 1993

**Most Field Goals Made, Opponent, Season**

31 2008  
 29 1991, 2012  
 28 1989, 1996

**Fewest Field Goals Made, Season**

6 1960  
 9 1963, 1967  
 10 1974, 1989\*

**Fewest Field Goals Made, Opponent, Season**

7 1976  
 8 1967  
 9 1968, 1969  
 11 1978\*

\*16-game record

**Most Field Goals Made, Game**

- 7 vs. Green Bay, 11/18/96
- 7 @ N.Y. Giants, 9/15/03
- 6 vs. Washington, 9/26/11
- 5 @ Rams, 12/21/87
- 5 vs. Green Bay, 10/3/93
- 5 vs. N.Y. Giants, 12/17/95
- 5 @ Arizona, 9/7/97
- 5 vs. Philadelphia, 9/15/97
- 5 vs. Green Bay, 12/15/13

**Most Field Goals Made, Opponent, Game**

- 5 vs. Atlanta, 10/20/96
- 5 vs. Philadelphia, 11/18/01
- 5 vs. N.Y. Giants, 10/28/12
- 4 Many times, last vs. N.Y. Giants, 9/20/09

**Most Field Goals Made, Both Teams, Game**

- 9 vs. Washington, 9/26/11
- 8 @ N.Y. Giants, 9/15/03
- 7 Six times, last vs. Seattle, 11/27/08

**Most Consecutive Games Scoring Field Goal**

- 18 1992-93
- 15 1996-97
- 14 2012

**SAFETIES****Most Safeties, Season**

- 3 1981
- 2 Many times, last 2003

**Most Safeties, Opponent, Season**

- 2 1960, 1986, 1988, 2002, 2006

**Most Safeties, Game**

- 2 vs. Philadelphia, 11/19/72
- 2 vs. Arizona, 10/5/03
- 1 Many times, last vs. San Francisco, 11/23/08

**FIRST DOWNS****Most First Downs, Season**

- 364 1995
- 342 1978, 1983
- 339 1979

**Most First Downs, Opponent, Season**

- 388 2013
- 321 1989
- 317 2012

**Most First Downs, Both Teams, Season**

- 713 2013
- 667 1995
- 655 2012

**Fewest First Downs, Season**

- 180 1960
- 211 1965
- 237 2002\*

**Fewest First Downs, Opponent, Season**

- 199 1974
- 200 1971
- 228 2003\*

**Most First Downs, Game**

- 33 @ Detroit, 9/15/85
- 32 Five times, last vs. Minnesota, 11/26/98

**Most First Downs, Opponent, Game**

- 40 @ New Orleans, 11/10/13
- 34 vs. Denver, 10/6/13
- 33 @ Houston, 11/10/91
- 33 vs. New Orleans, 12/23/12

**Most First Downs, Both Teams, Game**

- 58 vs. Denver, 10/6/13
- 57 @ Oakland, 11/19/95
- 57 @ Chicago, 12/9/13
- 55 @ Washington, 9/12/99 (OT)

**Fewest First Downs, Game**

- 6 @ Tennessee, 12/25/00
- 7 @ N.Y. Giants, 12/16/89
- 7 @ Washington, 12/30/07
- 8 Nine times, last @ Washington, 12/29/02

**Fewest First Downs, Opponent, Game**

- 5 @ Philadelphia, 11/6/66
- 5 @ Philadelphia, 9/23/74
- 6 Four times, last vs. Philadelphia, 10/9/05

**Fewest First Downs, Both Teams, Game**

- 20 @ Green Bay, 10/24/65
- 21 @ Philadelphia, 11/6/66
- 21 @ Houston, 11/24/74
- 21 @ N.Y. Giants, 12/16/89

**Most First Downs, Rushing, Season**

- 147 1974
- 146 1978\*
- 143 1980

**Most First Downs, Rushing, Opponent, Season**

- 137 2000
- 122 1961, 2013
- 118 1986

**Fewest First Downs, Rushing, Season**

- 57 1960
- 75 2012\*
- 78 1989

**Fewest First Downs, Rushing, Opp., Season**

- 52 1969
- 59 1971
- 68 1992\*, 2003\*

**Most First Downs, Rushing, Game**

- 19 @ Baltimore, 12/6/81
- 18 vs. Cleveland, 11/25/82
- 17 @ Green Bay, 11/12/78
- 17 vs. Washington, 11/22/81

**Most First Downs, Rushing, Opponent, Game**

- 17 @ Chicago, 9/30/84
- 17 vs. Philadelphia, 9/3/00
- 17 @ Washington, 12/30/12

**Fewest First Downs, Rushing, Game**

- 0 vs. Philadelphia, 11/1/70
- 0 @ Washington, 12/30/07

**Fewest First Downs, Rushing, Opponent, Game**

- 0 Seven times, last vs. Philadelphia, 10/9/05
- 1 Many times, last vs. Philadelphia, 1/3/10

**Most First Downs, Passing, Season**

- 237 2012
- 217 2007
- 213 2013

**Most First Downs, Passing, Opponent, Season**

- 231 2013
- 200 2010
- 195 2007, 2012

**Fewest First Downs, Passing, Season**

- 95 1970
- 105 1960
- 108 1965
- 110 2001\*

**Fewest First Downs, Passing, Opp., Season**

- 94 1977
- 97 1960
- 105 1970
- 127 2003\*

**Most First Downs, Passing, Game**

- 24 vs. Chicago, 10/1/12
- 23 @ San Francisco, 11/10/63
- 23 @ N.Y. Giants, 12/6/09

**Most First Downs, Passing, Opponent, Game**

- 25 vs. New Orleans, 12/23/12
- 22 vs. Washington, 11/18/07
- 21 vs. Chicago, 11/18/62
- 21 vs. Kansas City, 11/20/83
- 21 @ St. Louis, 11/11/84
- 21 @ Arizona, 11/15/98

**Fewest First Downs, Passing, Game**

- 1 vs. Tampa Bay, 9/9/01
- 2 @ Phoenix, 10/14/90
- 2 @ Tennessee, 12/25/00

**Fewest First Downs, Passing, Opponent, Game**

- 1 Three times, last @ N.Y. Jets, 12/21/75

**Most First Downs, Penalty, Season**

- 44 2005
- 33 1985
- 32 2000, 2013

**Most First Downs, Penalty, Opponent, Season**

- 38 1997
- 35 2013
- 34 1987

**Fewest First Downs, Penalty, Season**

- 9 1961, 1962, 1971
- 11 1963, 1967
- 18 1996\*, 2008\*

**Fewest First Downs, Penalty, Opp., Season**

- 10 1969
- 12 1961
- 16 1991\*

**Most First Downs, Penalty, Game**

- 10 vs. Cleveland, 11/18/12
- 9 vs. Detroit, 11/20/05
- 7 vs. Washington, 12/26/83

**Most First Downs, Penalty, Opponent, Game**

- 7 @ N.Y. Jets, 10/4/87
- 6 Six times, last @ Philadelphia, 11/11/12

**NET YARDS GAINED RUSHING AND PASSING****Most Yards Gained, Season**

- 6,390 2009
- 5,994 2012
- 5,968 1979

\*16-game record



**Most Yards Gained, Opponent, Season**

6,645 2013  
5,687 2012  
5,628 2010

**Fewest Yards Gained, Season**

3,153 1960  
3,704 1964  
3,995 1965  
4,081 1990\*

**Fewest Yards Gained, Opponent, Season**

3,213 1977  
3,463 1974  
3,466 1973  
3,933 1992\*

**Most Yards Gained, Game**

652 vs. Philadelphia, 10/9/66  
625 @ New Orleans, 11/10/13  
623 @ Detroit, 10/27/13

**Most Yards Gained, Opponent, Game**

583 @ Houston, 11/10/91  
570 @ Cincinnati, 12/8/85  
562 vs. New Orleans, 12/23/12

**Most Yards Gained, Both Teams, Game**

1,045 @ Washington, 9/12/99 (OT)  
1,039 vs. Denver, 10/6/13  
1,008 vs. New Orleans, 12/23/12 (OT)

**Fewest Yards Gained, Game**

90 vs. Philadelphia, 9/15/91  
96 @ Tennessee, 12/25/00  
100 @ Phoenix, 10/14/90

**Fewest Yards Gained, Opponent, Game**

62 vs. Seattle, 10/11/92  
63 @ Green Bay, 10/24/65  
80 @ Philadelphia, 11/6/66

**Fewest Yards Gained, Both Teams, Game**

255 @ Green Bay, 10/24/65  
320 @ Philadelphia, 11/6/66  
333 @ Houston, 11/24/74

**Most Consecutive Games, 300 or More Yards**

17 1975-76  
15 1978-79  
14 2006

**Most Consecutive Games, 400 or More Yards**

4 1976  
3 1983\*  
2 Many times, last 2012 (three times)

**RUSHING**

**ATTEMPTS**

**Most Rushing Attempts, Season**

630 1981  
625 1978  
594 1980

**Most Rushing Attempts, Opponent, Season**

543 1989  
538 2000  
511 1997

**Fewest Rushing Attempts, Season**

311 1960  
336 2013  
355 1989\*, 2012

**Fewest Rushing Attempts, Opponent, Season**

313 1969  
339 1967  
345 1992\*

**Most Rushing Attempts, Game**

66 @ Baltimore, 12/6/81  
59 vs. San Francisco, 10/12/80  
58 @ Green Bay, 11/12/78

**Most Rushing Attempts, Opponent, Game**

53 vs. N.Y. Giants, 11/7/76  
52 vs. N.Y. Giants, 12/17/72  
51 vs. N.Y. Giants, 9/16/90

**Fewest Rushing Attempts, Game**

9 vs. Minnesota, 11/3/13  
10 @ New Orleans, 9/10/89  
11 vs. N.Y. Giants, 9/16/90  
11 vs. Washington, 9/28/08  
11 vs. Washington, 11/22/12  
11 vs. New Orleans, 12/23/12

**Fewest Rushing Attempts, Opponent, Game**

9 vs. Philadelphia, 10/9/05  
10 vs. Philadelphia, 1/3/10  
11 @ Atlanta, 12/21/92

**YARDS**

**Most Yards Gained Rushing, Season**

2,783 1978  
2,711 1981  
2,454 1974

**Most Yards Gained Rushing, Opponent, Season**

2,636 2000  
2,242 1960  
2,226 1984

**Fewest Yards Gained Rushing, Season**

1,049 1960  
1,265 2012  
1,409 1989\*

**Fewest Yards Gained Rushing, Opp., Season**

1,050 1969  
1,094 1967  
1,144 1971  
1,244 1992\*

**Most Yards Gained Rushing, Game**

354 @ Baltimore, 12/6/81  
313 @ Green Bay, 11/12/78  
299 vs. Cleveland, 11/25/82

**Most Yards Gained Rushing, Opponent, Game**

306 vs. Philadelphia, 9/3/00  
289 vs. Philadelphia, 10/22/61  
283 @ Chicago, 9/30/84

**Most Yards Gained Rushing, Both Teams, Game**

510 @ Baltimore, 12/6/81  
466 vs. Philadelphia, 10/22/61  
450 vs. N.Y. Giants, 10/15/61

**Fewest Yards Gained Rushing, Game**

1 @ Washington, 12/30/07  
8 @ New Orleans, 12/6/98  
19 vs. N.Y. Giants, 10/28/12

**Fewest Yards Gained Rushing, Opponent, Game**

7 vs. Pittsburgh, 10/30/66  
11 @ Cleveland, 9/17/67  
16 @ Washington, 10/8/67

**AVERAGE GAIN**

**Highest Average Gain Rushing, Season**

4.82 2009\*  
4.70 1962  
4.52 1974

**Highest Average Gain Rushing, Opponent, Season**

5.04 1960  
4.92 1961  
4.90 2000\*

**Lowest Average Gain Rushing, Season**

3.37 1960  
3.45 1996\*  
3.55 1994

**Lowest Average Gain Rushing, Opponent, Season**

3.22 1974  
3.23 1967  
3.24 1971  
3.45 2003\*

**TOUCHDOWNS**

**Most Touchdowns Rushing, Season**

29 1995  
26 1968, 1980, 1994

**Most Touchdowns, Rushing, Opponent, Season**

24 1960  
21 1989\*  
19 1962, 1987

**Fewest Touchdowns, Rushing, Season**

6 1960, 1961, 1997  
7 1989, 2002

**Fewest Touchdowns, Rushing, Opp., Season**

3 1968, 1969  
5 1973  
6 1999\*

**Most Touchdowns, Rushing, Game**

5 @ Philadelphia, 9/29/88  
5 @ Buffalo, 9/19/71  
5 vs. Phoenix, 12/16/90

**Most Touchdowns, Rushing, Opponent, Game**

5 Four times, last vs. Philadelphia, 10/10/65  
4 Many times, last @ Washington, 12/30/12

**Most Touchdowns, Rushing, Both Teams, Game**

6 Seven times, last vs. Phoenix, 12/16/90  
5 Many times, last vs. Oakland, 11/28/13

**PASSING**

**ATTEMPTS**

**Most Passes Attempted, Season**

658 2012  
604 1984  
587 1985

**Most Passes Attempted, Opponent, Season**

623 2013  
581 2007  
574 2002

\*16-game record

**Fewest Passes Attempted, Season**

297 1970  
 321 1973  
 354 1960  
 413 2001\*

**Fewest Passes Attempted, Opponent, Season**

293 1960  
 326 1961  
 349 1974  
 432 1978\*

**Most Passes Attempted, Game**

62 @ Detroit, 9/15/85  
 62 vs. N.Y. Giants, 10/28/12  
 62 vs. Washington, 11/22/12  
 57 vs. Minnesota, 11/26/98

**Most Passes Attempted, Opponent, Game**

59 vs. Kansas City, 11/20/83  
 56 @ Houston, 11/10/91  
 56 @ Arizona, 11/15/98  
 55 Four times, last vs. Washington, 11/18/07

**Most Passes Attempted, Both Teams, Game**

99 @ Philadelphia, 10/23/88  
 96 vs. New Orleans, 12/23/12  
 96 @ Philadelphia, 10/13/13  
 96 @ Philadelphia, 10/20/13

**Fewest Passes Attempted, Game**

8 vs. Washington, 12/10/00  
 11 vs. Atlanta, 10/11/70  
 11 vs. N.Y. Giants, 10/21/73  
 12 vs. Philadelphia, 10/14/62

**Fewest Passes Attempted, Opponent, Game**

10 vs. Washington, 10/3/71  
 10 vs. Miami, 11/22/73  
 12 @ Pittsburgh, 11/20/77

**Fewest Passes Attempted, Both Teams, Game**

28 @ N.Y. Jets, 12/21/75  
 29 vs. Atlanta, 10/11/70  
 31 @ N.Y. Giants, 10/10/76

**COMPLETIONS**

**Most Passes Completed, Season**

434 2012  
 379 2010  
 375 2013

**Most Passes Completed, Opponent, Season**

348 2010  
 344 2009

**Fewest Passes Completed Season**

149 1970  
 163 1960  
 168 1965  
 210 2001\*

**Fewest Passes Completed, Opponent, Season**

145 1960  
 154 1977  
 162 1975  
 202 1978\*

**Most Passes Completed, Game**

41 @ N.Y. Giants, 12/6/09  
 40 @ Detroit, 9/15/85  
 40 vs. Chicago, 10/1/12

**Most Passes Completed, Opponent, Game**

41 @ Houston, 11/10/91  
 37 vs. New Orleans, 12/23/12  
 36 vs. San Francisco, 12/8/02  
 36 @ Indianapolis, 12/5/10 (OT)

**Most Pass Completions, Both Teams, Game**

65 @ Houston, 11/10/91  
 63 vs. New Orleans, 12/23/12  
 63 vs. N.Y. Giants, 9/8/13  
 62 @ San Diego, 9/29/13

**Fewest Passes Completed, Game**

4 vs. Atlanta, 10/11/70  
 5 vs. Washington, 12/12/76  
 5 vs. Washington, 12/10/00  
 5 @ Tennessee, 12/25/00

**Fewest Passes Completed, Opponent, Game**

2 @ N.Y. Jets, 12/21/75  
 4 Four times, last vs. Rams, 9/21/75

**Fewest Pass Completions, Both Teams, Game**

8 @ N.Y. Jets, 12/21/75  
 14 Five times, last vs. Rams, 9/21/75

**YARDS**

**Most Yards Gained, Passing, Season**

4,729 2012  
 4,287 2009  
 4,105 2007

**Most Yards Gained, Passing, Opponent, Season**

4,589 2013  
 3,928 1983  
 3,906 2011

**Fewest Yards Gained, Passing, Season**

2,013 1964  
 2,104 1960  
 2,149 1970  
 2,218 2001\*

**Fewest Yards Gained, Passing, Opp., Season**

1,562 1977  
 1,909 1976  
 1,913 1970  
 2,288 1978\*

**Most Yards Gained, Passing, Game**

470 vs. Denver, 10/6/13  
 455 vs. Minnesota, 11/26/98  
 452 @ Detroit, 9/15/85

**Most Yards Gained, Passing, Opponent, Game**

480 @ Detroit, 10/27/13  
 448 @ Arizona, 11/15/98  
 446 vs. New Orleans, 12/23/12

**Most Yards Gained, Passing, Both Teams, Game**

884 vs. Denver, 10/6/13  
 852 vs. New Orleans, 12/23/12  
 808 vs. Minnesota, 11/26/98

**Fewest Yards Gained, Passing, Game**

-1 @ Green Bay, 10/24/65  
 10 @ Tennessee, 12/25/00  
 28 vs. Tampa Bay, 9/9/01

**Fewest Yards Gained, Passing, Opp., Game**

-10 @ Green Bay, 10/24/65  
 -1 @ N.Y. Jets, 12/21/75  
 1 vs. Washington, 10/16/77

**Fewest Yards Gained, Pass., Both Teams, Game**

-11 @ Green Bay, 10/24/65  
 83 vs. Atlanta, 10/11/70  
 85 @ N.Y. Jets, 12/21/75

**COMPLETION PERCENTAGE**

**Highest Completion Percentage, Season**

66.7 1993 (317 of 475)  
 66.0 2012 (434 of 658)  
 65.8 2010 (379 of 576)

**Highest Completion Percentage, Opp., Season**

64.7 2013 (403 of 623)  
 64.4 2010 (348 of 540)  
 61.8 2004 (310 of 502)

**Lowest Completion Percentage, Season**

46.0 1960 (163 of 354)  
 46.4 1965 (168 of 362)  
 47.5 1964 (192 of 404)  
 50.8 2001 (210 of 413)\*

**Lowest Completion Percentage, Opp., Season**

40.5 1960 (159 of 393)  
 41.6 1977 (154 of 370)  
 43.4 1975 (162 of 373)  
 46.2 1981 (236 of 511)\*

**Highest Completion Percentage, Game (10 att.)**

87.5 @ Philadelphia, 11/6/83 (21 of 24)  
 86.7 @ N.Y. Giants, 10/10/76 (16 of 19)  
 85.7 @ Atlanta, 12/21/92 (18 of 21)

**Highest Completion Percentage, Opponent, Game (10 att.)**

85.7 @ Detroit, 12/11/60 (12 of 14)  
 84.2 @ New Orleans, 9/10/89 (16 of 19)  
 84.0 vs. Pittsburgh, 10/17/04 (21 of 25)

**Highest Completion Percentage, Both Teams, Game**

80.6 @ N.Y. Giants, 10/10/76 (25 of 31)  
 78.7 vs. N.Y. Giants, 9/29/91 (48 of 61)  
 78.5 @ San Diego, 9/29/13 (62 of 79)

**Lowest Completion Percentage, Game**

22.7 vs. Washington, 12/12/76 (5 of 22)  
 25.0 @ Tennessee, 12/25/00 (5 of 20)  
 28.6 vs. Washington, 9/26/65 (6 of 21)

**Lowest Completion Percentage, Opp., Game**

16.7 @ N.Y. Jets, 12/21/75 (2 of 12)  
 18.2 @ St. Louis, 10/23/60 (4 of 22)  
 21.1 @ Green Bay, 10/24/65 (4 of 19)

**Lowest Completion Per., Both Teams, Game**

28.6 @ N.Y. Jets, 12/21/75 (8 of 28)  
 30.4 @ St. Louis, 10/23/60 (14 of 46)  
 33.3 @ Washington, 12/14/03 (17 of 51)

**TOUCHDOWNS**

**Most Touchdowns, Passing, Season**

36 2007  
 33 2013  
 31 1962, 1983

**Most Touchdowns, Passing, Opponent, Season**

33 1962, 2010\*, 2013\*  
 31 1963, 2004

\*16-game record



**Fewest Touchdowns, Passing, Season**

10 1964  
12 1990\*, 1996\*

**Fewest Touchdowns, Passing, Opp., Season**

10 1970, 1996\*  
11 1978

**Most Touchdowns, Passing, Game**

5 Nine times, last vs. Denver, 10/6/13  
4 Many times, last vs. New Orleans, 12/23/12

**Most Touchdowns, Passing, Opponent, Game**

6 @ N.Y. Giants, 12/16/62  
5 Seven times, last vs. New England, 10/14/07

**SACKS****TOTAL SACKS****Most Sacks, Season**

62 1985  
60 1966  
59 2008

**Most Sacks, Opponent, Season**

68 1964  
60 1986\*  
55 1965  
55 1966

**Fewest Sacks, Season**

20 1960, 1963  
21 1961  
23 1991\*

**Fewest Sacks, Opponent, Season**

18 1995  
19 1996, 1998  
20 1994

**Most Sacks, Game**

12 @ Pittsburgh, 11/20/66  
12 @ Houston, 9/29/85  
11 @ Detroit, 10/6/75  
11 @ N.Y. Jets, 10/4/87

**Most Sacks, Opponent, Game**

11 @ San Diego, 11/16/86  
11 vs. Philadelphia, 9/15/91  
10 vs. New England, 11/22/84

**Most Sacks, Both Teams, Game**

17 @ Pittsburgh, 11/20/66  
15 @ San Diego, 11/16/86  
14 Four times, last @ Houston, 9/29/85

**Games With No Sacks Allowed, Season**

8 1994  
6 1995  
5 Five times, last 2008

**SACK YARDAGE****Most Sack Yardage, Season**

459 1985  
452 1969  
442 1978

**Most Sack Yardage, Opponent, Season**

503 1964  
498 1986\*  
403 1987

**Fewest Sack Yardage, Season**

130 2001  
137 2002  
151 1991

**Fewest Sack Yardage, Opponent, Season**

93 1994  
110 1998  
112 1992

**Most Sack Yardage, Game**

84 vs. Detroit, 10/6/75  
84 @ Houston, 11/24/74  
82 @ Houston, 9/29/85

**Most Sack Yardage, Opponent, Game**

93 @ San Diego, 11/16/86  
77 vs. San Francisco, 11/23/72  
71 @ Atlanta, 9/15/74

**INTERCEPTIONS****TOTAL INTERCEPTIONS****Most Interceptions, Season**

37 1981  
33 1985  
29 1967

**Most Interceptions, Opponent, Season**

33 1960  
28 1967  
27 1961, 1988\*, 1989\*

**Fewest Interceptions, Season**

7 1989, 1997, 2012  
8 2008  
9 2001

**Fewest Interceptions, Opponent, Season**

6 1993  
8 1998  
9 2009

**Most Interceptions, Game**

7 @ Philadelphia, 9/26/71  
6 vs. Washington, 9/9/85  
5 Seven times, last vs. Miami, 11/25/99

**Most Interceptions, Opponent, Game**

5 Eight times, last vs. Chicago, 10/1/12

**YARDS GAINED****Most Yards, Season**

549 1963  
523 1980\*  
482 1981

**Most Yards, Opponent, Season**

586 1961  
526 2004\*  
437 1963

**Fewest Yards, Season**

33 2009  
36 2008  
37 1989

**Fewest Yards, Opponent, Season**

47 1993  
93 1974  
96 2009

**Most Yards, Game**

183 vs. Washington, 11/3/63  
154 vs. Atlanta, 9/20/99  
150 @ Philadelphia, 9/26/71

**Most Yards, Opponent, Game**

138 vs. N.Y. Giants, 10/15/61  
129 @ Minnesota, 10/18/70  
127 @ Cleveland, 10/23/66

**TOUCHDOWNS****Most Touchdowns By Interceptions, Season**

4 1985, 1995, 1999  
3 Nine times, last 2010

**Most Touchdowns By Interceptions, Opponent, Season**

5 1961, 1963  
4 1964, 1984\*, 1990\*, 2001\*, 2004\*

**PUNTING****TOTAL PUNTS****Most Punts, Season**

112 2002  
108 1984  
95 2003

**Most Punts, Opponent, Season**

108 1978  
105 2003  
103 1977

**Fewest Punts, Season**

51 1972  
54 2006\*  
55 1995

**Fewest Punts, Opponent, Season**

43 1961  
50 1960  
52 1963  
55 1995\*

**Most Punts, Game**

11 vs. Green Bay, 9/23/84  
10 Nine times, last @ Detroit, 11/3/02

**Most Punts, Opponent, Game**

11 @ Rams, 9/30/62  
11 @ Atlanta, 9/15/74  
11 vs. Buffalo, 11/15/76  
11 vs. New England, 11/22/84  
10 Many times, last vs. Chicago, 11/25/04

**Most Punts, Both Teams, Game**

21 vs. Buffalo, 11/15/76  
21 vs. New England, 11/22/84  
20 vs. Green Bay, 9/23/84

\*16-game record

**Fewest Punts, Game**

0 vs. Cleveland, 12/3/61  
0 vs. Detroit, 9/15/68  
0 vs. Baltimore, 9/4/78  
0 vs. Cincinnati, 11/12/00

**Fewest Punts, Opponent, Game**

0 vs. Philadelphia, 10/22/61  
0 vs. N.Y. Giants, 9/29/91  
0 vs. Denver, 10/6/13  
0 @ Chicago, 12/9/13  
1 12 times, last vs. San Francisco, 9/24/00

**Fewest Punts, Both Teams, Game**

1 vs. Cleveland, 12/3/61  
1 vs. Denver, 10/6/13  
2 vs. Philadelphia, 10/22/61  
3 Seven times, last vs. Cincinnati, 11/12/00

**Consecutive Punts, No Blocks**

611 1989-98  
396 1961-66  
382 1978-83

**Consecutive Punts, No Blocks, Opponent**

628 2002-10  
591 1977-84  
582 1992-99

**AVERAGE YARDAGE****Highest Average Distance, Punting, Season**

48.2 2006  
47.2 2010  
47.1 2007

**Highest Average Distance, Punting, Opponent, Season**

47.2 2013  
46.1 1996  
45.5 1961

**Highest Avg. Distance, Punting, Game (4 punts)**

56.8 vs. Houston, 10/15/06  
55.3 vs. Chicago, 9/28/97  
54.8 @ Tampa Bay, 9/13/09

**Highest Average Distance, Punting, Opponent, Game (4 punts)**

55.3 vs. St. Louis, 9/30/07  
54.8 vs. Oakland, 11/26/09  
54.6 @ N.Y. Giants, 11/24/13

**PUNT RETURNS****TOTAL RETURNS****Most Punt Returns, Season**

63 1978  
62 1974  
61 1977

**Most Punt Returns, Opponent, Season**

58 2002  
55 1984  
53 1983

**Fewest Punt Returns, Season**

18 1962  
23 1963, 1995\*

**Fewest Punt Returns, Opponent, Season**

15 1972  
17 1961  
18 1960  
22 1995\*

**Most Punt Returns, Game**

9 vs. Buffalo, 11/15/76  
8 vs. Cleveland, 11/25/82  
8 @ Houston, 12/13/82  
8 @ Washington, 9/27/04

**Most Punt Returns, Opponent, Game**

8 vs. N.Y. Giants, 11/4/84  
7 Five times, last vs. Phoenix, 10/30/88

**YARDS GAINED****Most Yards, Punt Returns, Season**

573 1974  
556 1980  
550 1992

**Most Yards, Punt Returns, Opponent, Season**

637 2002  
588 1983  
493 2001

**Fewest Yards, Punt Returns, Season**

81 1962  
103 1961  
134 1972  
197 1989\*

**Fewest Yards, Punt Returns, Opponent, Season**

41 1972  
52 1964  
83 1960  
169 1993\*

**Most Yards, Punt Returns, Game**

126 vs. Green Bay, 11/23/64  
124 @ Philadelphia, 12/15/91  
122 vs. Pittsburgh, 12/8/68

**Most Yards, Punt Returns, Opponent, Game**

139 @ Atlanta, 11/11/01  
123 @ N.Y. Giants, 10/18/99  
112 @ St. Louis, 10/13/74

**TOUCHDOWNS****Most Touchdowns, Punt Returns, Season**

3 2010  
2 1968, 1992, 1993, 1998, 2000, 2009

**Most Touchdowns, Punt Returns, Opp., Season**

1 15 times, last 2012

**KICKOFF RETURNS****TOTAL RETURNS****Most Kickoff Returns, Season**

78 2004  
77 1989  
74 2010

**Most Kickoff Returns, Opponent, Season**

86 2007  
85 1995  
82 1994

**Fewest Kickoff Returns, Season**

33 1973  
36 1969, 1993\*, 2012\*

**Fewest Kickoff Returns, Opponent, Season**

32 1960  
39 2013  
43 1961

**Most Kickoff Returns, Game**

9 @ Minnesota, 10/18/70  
8 Seven times, last @ Chicago, 12/9/13

**Most Kickoff Returns, Opponent, Game**

10 vs. Detroit, 9/15/68  
9 Five times, last vs. New England, 10/24/71

**YARDS GAINED****Most Yards, Kickoff Returns, Season**

1,709 1989  
1,603 2004  
1,954 2008

**Most Yards, Kickoff Returns, Opponent, Season**

1,979 2007  
1,806 1983  
1,709 1978, 1994

**Fewest Yards, Kickoff Returns, Season**

699 1992  
718 1969  
725 1973

**Fewest Yards, Kickoff Returns, Opponent, Season**

790 2013  
811 1960  
853 1989\*

**Most Yards, Kickoff Returns, Game**

260 vs. San Francisco, 11/7/65  
252 vs. Philadelphia, 9/15/08  
240 @ Philadelphia, 9/22/02

**Most Yards, Kickoff Returns, Opponent, Game**

261 @ Philadelphia, 11/6/66  
258 vs. Green Bay, 10/3/93  
219 vs. Baltimore, 9/4/78

**TOUCHDOWNS****Most Touchdowns, Kickoff Returns, Season**

2 1971, 2002\*  
1 11 times, last 2008

**Most Touchdowns, Kickoff Returns, Opponent, Season**

3 1966  
1 Eleven times, last 2012

**FUMBLES****TOTAL FUMBLES****Most Fumbles, Season**

46 1961  
45 1981\*  
44 1986

**Most Fumbles, Opponent, Season**

44 1973  
43 1975, 1981\*

\*16-game record



**Fewest Fumbles, Season**

16 1992, 2006  
18 1998, 2013  
19 2012

**Fewest Fumbles, Opponent, Season**

15 1994  
16 1995, 2013  
18 2012

**Most Fumbles, Game**

8 @ Tennessee, 12/25/00  
7 vs. N.Y. Giants, 10/11/71  
7 vs. New Orleans, 11/25/10  
6 Seven times, last vs. Washington 9/26/11

**Most Fumbles, Opponent, Game**

7 @ Washington, 11/28/65  
7 vs. Kansas City, 11/10/75  
6 Six times, last @ N.Y. Giants, 11/4/01

**FUMBLES LOST****Most Fumbles Lost, Season**

21 1961, 1971, 1979\*

**Most Fumbles Lost, Opponent, Season**

25 1971  
23 1973  
21 1983\*

**Fewest Fumbles Lost, Season**

5 2007  
6 2006  
7 1998

**Fewest Fumbles Lost, Opponent, Season**

6 1995  
9 1988, 1994, 1999, 2000, 2004, 2012

**Most Fumbles Lost, Game**

5 @ New Orleans, 11/3/68  
5 vs. N.Y. Giants, 10/11/71  
5 vs. Kansas City, 11/10/75

**Most Fumbles Lost, Opponent, Game**

5 Four times, last vs. Raiders, 10/23/83

**Most Consecutive Games Without Losing Fumble**

7 1998  
6 2013  
5 1997, 2006, 2007

**PENALTIES****TOTAL PENALTIES****Most Penalties, Season**

141 1968  
136 1999  
131 1987

**Most Penalties, Opponent, Season**

142 2005  
120 1998  
119 2002

**Fewest Penalties, Season**

47 1961  
62 1960, 1962  
74 1991\*

**Fewest Penalties, Opponent, Season**

38 1961  
50 1965  
52 1963, 1973  
69 2001\*

**Most Penalties, Game**

17 @ Cleveland, 12/4/88  
16 @ N.Y. Jets, 10/4/87  
16 @ Philadelphia, 10/23/88

**Most Penalties, Opponent, Game**

17 vs. Detroit, 11/20/05  
14 vs. Tampa Bay, 10/9/83  
14 vs. Carolina, 10/20/02  
14 @ Philadelphia, 11/14/05

**Most Penalties, Both Teams, Game**

26 vs. Tampa Bay, 10/9/83  
26 @ N.Y. Jets, 10/4/87  
26 @ Cleveland, 12/4/88  
25 vs. L.A. Rams, 10/18/81

**Fewest Penalties, Game**

0 @ St. Louis, 12/10/61  
0 vs. Washington, 11/23/80  
0 @ Washington, 11/5/89  
0 vs. Arizona, 10/30/05

**Fewest Penalties, Opponent, Game**

0 @ Pittsburgh, 10/21/62  
0 @ Philadelphia, 12/5/65  
0 @ Seattle, 12/16/01  
0 @ Philadelphia, 12/28/08  
0 vs. Pittsburgh, 12/16/12

**YARDS PENALIZED****Most Yards Penalized, Season**

1,196 1999  
1,148 1988  
1,108 1998

**Most Yards Penalized, Opponent, Season**

1,015 2005  
999 2000  
990 1985

**Fewest Yards Penalized, Season**

427 1961  
600 1960  
610 1991\*

**Fewest Yards Penalized, Opponent, Season**

362 1961  
479 1963  
483 1965  
601 2008\*

**Most Yards Penalized, Game**

161 @ Washington, 11/2/70  
159 vs. Philadelphia, 10/13/68  
153 @ Washington, 11/5/06

**Most Yards Penalized, Opponent, Game**

185 vs. Tampa Bay, 10/9/83  
166 @ St. Louis, 10/9/77  
150 @ N.Y. Jets, 10/4/87

**Most Yards Penalized, Both Teams, Game**

294 vs. Tampa Bay, 10/9/83  
281 @ N.Y. Jets, 10/4/87  
275 @ St. Louis, 10/9/77

**Fewest Yards Penalized, Game**

0 @ St. Louis, 12/10/61  
0 vs. Washington, 11/23/80  
0 @ Washington, 11/5/89  
0 vs. Arizona, 10/30/05

**Fewest Yards Penalized, Opponent, Game**

0 @ Pittsburgh, 10/21/62  
0 @ Philadelphia, 12/5/65  
0 @ Seattle, 12/16/01  
0 @ Philadelphia, 12/28/08  
0 vs. Pittsburgh, 12/16/12

**BLOCKED KICKS****BLOCKS**

(Extra Points, Field Goals and Punts)

**Most, Season**

14 1965  
7 1968  
6 1963, 1973

**Most, Season, Opponent**

7 1973  
6 1960, 2001\*  
4 1965, 1977, 1989

**Most, Game**

3 @ Pittsburgh, 10/31/65  
2 11 times, last vs. Detroit, 9/19/94

**Most, Game, Opponent**

3 @ Washington, 10/8/73  
2 Nine times, last @ Oakland, 10/7/01

**BLOCKED EXTRA POINTS****Most, Season**

4 1965  
3 2003\*  
2 1963, 1968, 1979\*

**Most, Season, Opponent**

2 1960, 1979\*  
1 Eight times, last 2010

**Most, Game**

2 @ Pittsburgh, 10/31/65  
1 Many times, last @ Philadelphia, 12/19/04

**Most, Game, Opponent**

2 vs. Philadelphia, 9/30/60  
2 @ Minnesota, 10/7/79  
1 Eight times, last @ N.Y. Giants, 11/14/10

\*16-game record

**BLOCKED FIELD GOALS**

- Most, Season**  
 9 1965  
 5 1968  
 4 1963, 1969, 1973, 1978\*
- Most, Season, Opponent**  
 5 1973  
 4 1960  
 3 1965, 1991\*, 2001\*
- Most, Game**  
 2 Five times, last vs. Detroit, 9/19/94
- Most, Game, Opponent**  
 2 Six times, last @ Oakland, 10/7/01

**BLOCKED PUNTS**

- Most, Season**  
 4 1976  
 3 1991\*  
 2 1973, 1977, 1990, 1992
- Most, Season, Opponent**  
 3 2001  
 2 1973, 1976, 1989
- Most, Game**  
 2 vs. N.Y. Giants, 10/21/73  
 2 @ Houston, 11/10/91  
 1 Many times, last vs. San Francisco, 11/23/08
- Most, Game, Opponent**  
 1 Many times, last @ Indianapolis, 12/5/10 (OT)

\*16-game record

**Largest Margin**

**VICTORY**

- 49 pts, (56-7) vs. Philadelphia, Oct. 9, 1966
- 46 pts, (59-13) @ Detroit, Sept. 15, 1968
- 45 pts, (52-7) vs. N.Y. Giants, Sept. 18, 1966
- 45 pts, (59-14) vs. San Fran., Oct. 12, 1980
- 44 pts, (51-7) vs. Seattle, Nov. 27, 1980
- 42 pts, (52-10) vs. Houston, Dec. 20, 1970
- 42 pts, (52-10) vs. N.Y. Jets, Dec. 4, 1971
- 41 pts, (48-7) vs. Arizona, Oct. 22, 2000
- 38 pts, (38-0) @ Baltimore, Sept. 4, 1978
- 37 pts, (40-3) @ New Orleans, Sept. 24, 1973
- 37 pts, (37-0) vs. Detroit, Oct. 30, 1977

**DEFEAT**

- 44 pts, (0-44) vs. Chicago, Nov. 17, 1985
- 41 pts, (7-48) vs. Cleveland, Oct. 16, 1960
- 41 pts, (13-54) @ Minnesota, Oct. 18, 1970
- 40 pts, (3-43) vs. Minnesota, Nov. 13, 1988
- 38 pts, (7-45) vs. Baltimore, Oct. 30, 1960
- 38 pts, (0-38) vs. St. Louis, Nov. 16, 1970
- 38 pts, (6-44) @ Philadelphia, Dec. 28, 2008
- 38 pts, (7-45) @ Green Bay, Nov. 7, 2010
- 36 pts, (7-43) vs. Philadelphia, Oct. 22, 1961
- 34 pts, (7-41) @ Green Bay, Nov. 13, 1960
- 33 pts, (3-36) vs. Philadelphia, Nov. 18, 2001
- 32 pts, (20-52) @ St. Louis, Dec. 9, 1962
- 32 pts, (10-42) @ Cleveland, Nov. 2, 1969
- 32 pts, (17-49) @ New Orleans, 11/10/13

**Temperature at Kickoff**

**COWBOYS WARMEST GAMES**

DATE	TEAM	W/L	SCORE	TEMP.
9/3/00	Philadelphia	L	14-41	109°
9/7/97	@ Arizona (OT)	L	22-25	101°
9/10/00	@ Arizona	L	31-32	100°
9/20/92	Phoenix	W	31-20	99°
9/13/81	St. Louis	W	30-17	98°
9/12/88	@ Phoenix	W	17-14	98°
9/12/93	Buffalo	L	10-13	97°
9/6/98	Arizona	W	38-10	97°
9/16/90	N.Y. Giants	L	7-28	96°
9/21/80	Tampa Bay	W	28-17	95°
9/15/97	Philadelphia	W	21-20	95°
<b>Playoffs</b>				
1/14/96	Green Bay	W	38-27	72°
12/19/76	L.A. Rams	L	12-14	71°
1/21/79	*Pittsburgh	L	31-35	71°
1/17/71	*Baltimore	L	13-16	70°

\*@ Miami

**COWBOYS COLDEST GAMES**

DATE	TEAM	W/L	SCORE	TEMP.
12/9/13	@ Chicago	L	28-45	8°
12/15/63	@ St. Louis	W	28-24	16°
12/6/92	@ Denver	W	31-27	19°
12/10/95	@ Phila.	L	17-20	19°
12/16/89	@ N.Y. Giants	L	0-15	20°
12/15/68	@ N.Y. Giants	W	28-10	21°
12/11/60	@ Detroit	L	14-23	22°
12/16/73	@ St. Louis	W	30-3	22°
11/23/97	@ Green Bay	L	17-45	22°
12/07/08	@ Pittsburgh	L	13-20	22°
12/19/81	@ N.Y. Giants	L	10-13	25°
12/9/61	@ St. Louis	L	20-52	26°
12/21/75	@ N.Y. Jets	W	31-21	28°

Coldest regular season home game:  
 11/25/93 Miami L 14-16 32°

**Playoffs**

12/31/67	@ Green Bay	L	17-21	-13°
1/11/81	@ Philadelphia	L	7-20	16°
1/7/96	Philadelphia	W	30-11	26°
12/28/75	@ Minnesota	W	17-14	27°
12/26/83	L.A. Rams	L	17-27	27°



## Cowboys Longest Plays

## LONG RUNS FROM SCRIMMAGE

- 99 - Tony Dorsett @ Minnesota, Jan. 3, 1983 (TD)  
**91 - DeMarco Murray vs. St. Louis, Oct. 23, 2011 (TD)**  
**84 - Tony Dorsett vs. Philadelphia, Dec. 4, 1977 (TD)**  
 84 - Herschel Walker vs. Philadelphia, Dec. 14, 1986 (TD)  
 80 - Troy Hambrick @ Philadelphia, Sept. 30, 2001  
**77 - Tony Dorsett @ St. Louis, Oct. 9, 1977 (TD)**  
 77 - Tony Dorsett @ Washington, Sept. 5, 1963  
 77 - Julius Jones vs. New Orleans, Dec. 10, 2006 (TD)  
 75 - Tony Dorsett @ New England, Sept. 21, 1981 (TD)  
 75 - Emmitt Smith vs. Washington, Sept. 9, 1991 (TD)

## LONG FORWARD PASSES

- 95 - Don Meredith to Bob Hayes @ Washington, Nov. 13, 1966 (TD)  
 91 - Roger Staubach to Tony Dorsett vs. Baltimore, Sept. 4, 1978 (TD)  
 90 - Troy Aikman to Alvin Harper @ San Francisco, Nov. 13, 1994  
 90 - Troy Aikman to Jason Tucker vs. N.Y. Giants, Jan. 2, 2000 (TD)  
 89 - Craig Morton to Bob Hayes @ Kansas City, Oct. 25, 1970 (TD)  
 87 - Troy Aikman to Michael Irvin vs. Phoenix, Sept. 20, 1992 (TD)  
 86 - Craig Morton to Lance Rentzel vs. Philadelphia, Nov. 1, 1970 (TD)  
 86 - Bernie Kosar to Emmitt Smith vs. Phoenix, Nov. 14, 1993  
 85 - Eddie LeBaron to Arnos Marsh @ L.A. Rams, Sept. 30, 1962 (TD)  
 85 - Roger Staubach to Bob Hayes @ N.Y. Giants, Dec. 12, 1971 (TD)  
 85 - Tony Romo to Dez Bryant vs. Washington, Nov. 22, 2012 (TD)

## LONG PUNTS

- 84 - Ron Widby @ New Orleans, Nov. 3, 1968  
 75 - Sam Baker @ L.A. Rams, Sept. 30, 1962  
**75 - Billy Lothridge vs. N.Y. Giants, Oct. 11, 1964**  
 75 - Mat McBriar vs. Houston, Oct. 15, 2006  
 73 - Danny White vs. L.A. Rams, Oct. 14, 1979  
**72 - Toby Gowin vs. Chicago, Sept. 28, 1997**  
 71 - Sam Baker @ N.Y. Giants, Dec. 16, 1962  
**71 - Billy Lothridge vs. St. Louis, Sept. 12, 1964**  
 70 - Sam Paulescu vs. San Francisco, Nov. 23, 2008  
 68 - Mat McBriar vs. Philadelphia, Nov. 15, 2004  
 68 - Mat McBriar vs. Detroit, Oct. 2, 2011

## LONG PUNT RETURNS

- 98 - Dennis Morgan @ St. Louis, Oct. 13, 1974 (TD)**  
**97 - Bryan McCann vs. Detroit, Nov. 21, 2010 (TD)**  
**93 - Dez Bryant, vs. N.Y. Giants, Oct. 25, 2010 (TD)**  
 90 - Bob Hayes vs. Pittsburgh, Dec. 8, 1968 (TD)  
 86 - Dwayne Harris vs. Washington, Oct. 13, 2013 (TD)  
 85 - Kelvin Martin @ Philadelphia, Dec. 15, 1991 (TD)  
 83 - Kevin Williams vs. Washington, Nov. 20, 1994 (TD)  
 83 - Deion Sanders vs. Chicago, Sept. 28, 1997 (TD)  
 82 - Patrick Crayton vs. Seattle, Nov. 1, 2009 (TD)  
 79 - Kelvin Martin vs. Washington, Sept. 7, 1992 (TD)

## LONG KICKOFF RETURNS

- 102 - Alexander Wright vs. Atlanta, Dec. 22, 1991 (TD)  
 101 - Amos Marsh vs. Philadelphia, Oct. 14, 1962 (TD)  
**101 - Ike Thomas vs. N.Y. Jets, Dec. 4, 1971 (TD)**  
 100 - Mel Renfro vs. San Francisco, Nov. 7, 1965 (TD)  
**100 - Mark Washington @ Washington, Nov. 22, 1970 (TD)**  
 100 - Reggie Swinton @ Philadelphia, Sept. 22, 2002 (TD)  
**98 - Felix Jones vs. Philadelphia, Sept. 15, 2008 (TD)**  
**97 - Thomas Henderson vs. St. Louis, Sept. 28, 1975 (TD)**  
**97 - James Dixon @ Kansas City, Oct. 22, 1989 (TD)**  
**90 - James Dixon @ Green Bay, Oct. 8, 1989**  
**90 - Alexander Wright vs. N.Y. Giants, Sept. 16, 1990 (TD)**  
 90 - Dwayne Harris vs. Washington, Dec. 13, 2013

## LONG INTERCEPTION RETURNS

- 101 - Bryan McCann @ N.Y. Giants, Nov. 14, 2010 (TD)**  
**100 - Mike Gaechter vs. Philadelphia, Oct. 14, 1962 (TD)**  
 96 - Dennis Thurman @ Washington, Sept. 6, 1981  
 95 - George Teague vs. Green Bay, Nov. 14, 1999 (TD)  
 94 - Darren Woodson @ Philadelphia, Dec. 4, 1994 (TD)  
 90 - Mel Renfro @ St. Louis, Oct. 4, 1965 (TD)  
 87 - Greg Ellis vs. Atlanta, Sept. 20, 1999 (TD)  
 86 - Mike Gaechter vs. Washington, Nov. 3, 1963  
**85 - Roy Williams @ Washington, Dec. 29, 2002 (TD)**  
 79 - Thomas Henderson vs. Tampa Bay, Oct. 2, 1977 (TD)

## LONG FUMBLE RETURNS

- 98 - Greg Ellis vs. Arizona, Oct. 3, 1999 (TD)  
 97 - Chuck Howley @ Atlanta, Oct. 2, 1966 (TD)  
 86 - Michael Downs @ Houston, Dec. 13, 1982 (TD)  
 84 - Don Bishop vs. St. Louis, Oct. 28, 1962 (TD)  
 77 - Jim Jeffcoat vs. Washington, Sept. 24, 1989 (TD)  
 72 - Benny Barnes @ San Francisco, Oct. 11, 1981 (TD)  
 69 - DeMarcus Ware @ Philadelphia, Oct. 8, 2006 (TD)  
 63 - Jim Ridlon vs. Philadelphia, Dec. 6, 1964 (TD)  
**59 - Marcus Spears vs. Kansas City, Dec. 11, 2005**  
 58 - Chuck Howley vs. San Francisco, Nov. 7, 1965

## LONG RETURNS OF FIELD GOAL ATTEMPTS

- 94 - Jerry Norton @ St. Louis, Dec. 9, 1962 (TD)  
 68 - Patrick Watkins vs. Minnesota, Oct. 21, 2007 (TD)  
 62 - Ron Fellows vs. New Orleans, Sept. 25, 1983 (TD)  
 60 - Mike Gaechter @ Washington, Nov. 28, 1965 (TD)  
**60 - Obert Logan @ N.Y. Giants, Dec. 19, 1965 (TD)**  
 51 - Bernard Ford @ Philadelphia, Dec. 10, 1989

Bold denotes rookie

## Cowboys Big Days

## RUSHING

1.	253	-	DeMarco Murray vs. St. Louis, Oct. 23, 2011 (25 carries)
2.	237	-	Emmitt Smith @ Philadelphia, Oct. 31, 1993 (30 carries)
3.	206	-	Tony Dorsett vs. Philadelphia, Dec. 4, 1977 (23 carries)
4.	198	-	Julius Jones @ Seattle, Dec. 6, 2004 (30 carries)
5.	194	-	Julius Jones @ Carolina, Dec. 24, 2005 (34 carries)
6.	189	-	Troy Hambrick @ Washington, Dec. 14, 2003 (33 carries)
7.	183	-	Tony Dorsett @ N.Y. Giants, Nov. 9, 1980 (24 carries)
8.	182	-	Emmitt Smith @ Phoenix, Sept. 22, 1991 (23 carries)
9.	175	-	Tony Dorsett @ Baltimore, Dec. 6, 1981 (30 carries)
	175	-	DeMarco Murray vs. St. Louis, Sept. 22, 2013 (26 carries)
11.	174	-	Emmitt Smith @ Atlanta, Dec. 21, 1992 (24 carries)
12.	173	-	Herschel Walker @ New England, Nov. 15, 1987 (28 carries)
13.	172	-	Emmitt Smith vs. Philadelphia, Dec. 6, 1993 (23 carries)
14.	171	-	Emmitt Smith @ Pittsburgh, Sept. 4, 1994 (31 carries)
15.	168	-	Emmitt Smith @ N.Y. Giants, Jan. 2, 1994 (32 carries)
16.	167	-	Emmitt Smith @ Atlanta, Oct. 29, 1995 (26 carries)
17.	163	-	Emmitt Smith vs. Philadelphia, Nov. 1, 1992 (30 carries)
	163	-	Emmitt Smith vs. N.Y. Giants, Nov. 7, 1994 (35 carries)
	163	-	Emmitt Smith @ N.Y. Giants, Sept. 4, 1995 (21 carries)
	163	-	Emmitt Smith vs. N.Y. Giants, Nov. 8, 1998 (29 carries)
21.	162	-	Tony Dorsett @ New England, Sept. 21, 1981 (19 carries)
22.	160	-	Emmitt Smith vs. Atlanta, Dec. 22, 1991 (32 carries)
23.	159	-	Tony Dorsett vs. L.A. Rams, Oct. 18, 1981 (27 carries)
	159	-	Tony Dorsett @ Houston, Sept. 29, 1985 (23 carries)
25.	158	-	Emmitt Smith vs. Philadelphia, Nov. 6, 1995 (27 carries)
26.	155	-	Emmitt Smith vs. Washington, Nov. 28, 1996 (29 carries)
27.	154	-	Tony Dorsett vs. St. Louis, Sept. 24, 1978 (21 carries)
28.	153	-	Calvin Hill vs. San Francisco, Nov. 10, 1974 (32 carries)
	153	-	Tony Dorsett @ Minnesota, Jan. 3, 1983 (16 carries)
	153	-	Emmitt Smith vs. Washington, Dec. 26, 1993 (21 carries)

## 100-YARD RUSHING GAMES - CAREER

	100-Yard Games	Team Record	Pct
Emmitt Smith	76	57-19	.750
Tony Dorsett	43	39-4	.907
Calvin Hill	16	14-2	.875
Don Perkins	10	5-4-1	.550
Herschel Walker	9	5-4	.556
Marion Barber	8	6-2	.750
Julius Jones	8	5-3	.625
DeMarco Murray	7	5-2	.714
Duane Thomas	6	6-0	1.000
Robert Newhouse	5	5-0	1.000
Troy Hambrick	5	3-2	.600
Walt Garrison	2	2-0	1.000
Scott Laidlaw	2	2-0	1.000
Amos Marsh	2	2-0	1.000
Dan Reeves	2	1-1	.500
Felix Jones	2	1-1	.500
Tashard Choice	1	1-0	1.000
Paul Palmer	1	1-0	1.000
Chris Warren	1	1-0	1.000
Preston Pearson	1	0-1	.000
Total	207	161-45-1	.780

## RECEIVING

1.	250	-	Miles Austin @ Kansas City, Oct. 11, 2009 (10 catches)
2.	246	-	Bob Hayes @ Washington, Nov. 13, 1966 (9 catches)
3.	241	-	Frank Clarke vs. Washington, Sept. 16, 1962 (10 catches)
4.	224	-	Dez Bryant vs. New Orleans, Nov. 23, 2012 (9 catches)
5.	223	-	Lance Rentzel vs. Washington, Nov. 19, 1967 (13 catches)
6.	213	-	Tony Hill vs. Philadelphia, Nov. 12, 1979 (7 catches)
	213	-	Terrell Owens vs. San Francisco, Nov. 23, 2008 (7 catches)
8.	210	-	Michael Irvin vs. Phoenix, Sept. 20, 1992 (8 catches)
9.	203	-	James Dixon @ Phoenix, Nov. 12, 1989 (6 catches)
	203	-	Kevin Williams @ Arizona, Dec. 25, 1995 (9 catches)
11.	198	-	Michael Irvin @ Arizona, Dec. 8, 1996 (8 catches)
12.	195	-	Bob Hayes vs. N.Y. Giants, Sept. 18, 1966 (6 catches)
13.	190	-	Frank Clarke @ San Francisco, Nov. 10, 1963 (8 catches)
14.	188	-	Drew Pearson @ Detroit, Oct. 6, 1975 (6 catches)
15.	187	-	Bob Hayes vs. Houston, Dec. 20, 1970 (6 catches)
16.	186	-	Michael Irvin @ Miami, Oct. 27, 1996 (12 catches)
17.	184	-	Patrick Crayton vs. St. Louis, Sept. 30, 2007 (7 catches)
18.	181	-	Bob Hayes vs. Baltimore, Dec. 13, 1969 (5 catches)
	181	-	Tony Hill @ Detroit, Sept. 15, 1985 (11 catches)
20.	177	-	Bob Hayes vs. Philadelphia, Oct. 10, 1965 (8 catches)
21.	174	-	Terrell Owens @ Philadelphia, Nov. 4, 2007 (10 catches)
22.	173	-	Terrell Owens vs. Washington, Nov. 18, 2007 (8 catches)
23.	171	-	Miles Austin vs. Atlanta, Oct. 25, 2009 (6 catches)

Bold denotes rookie



**100-YARD RECEIVING GAMES - CAREER**

	100-Yard Games	Team Record	Pct
Michael Irvin.....	47	36-11	.766
Tony Hill.....	26	17-9	.654
Bob Hayes.....	21	16-5	.762
Jason Witten.....	20	11-9	.550
Drew Pearson.....	19	11-8	.579
Miles Austin.....	14	7-7	.500
Lance Rentzel.....	12	10-2	.833
Frank Clarke.....	12	4-6-2	.417
Terrell Owens.....	11	9-2	.818
Dez Bryant.....	10	3-7	.300
Terry Glenn.....	9	5-4	.556
Joey Galloway.....	6	4-2	.667
Alvin Harper.....	6	4-2	.667
Raghib Ismail.....	6	4-1	.800
Bill Howton.....	5	1-4	.200
Doug Cosbie.....	4	2-2	.500
Mike Renfro.....	4	1-3	.250
Jay Novacek.....	4	2-1	.667
Patrick Crayton.....	3	2-0	1.000
Keyshawn Johnson.....	3	2-0	1.000
Ray Alexander.....	3	1-2	.333
James McKnight.....	3	1-2	.333
Herschel Walker.....	3	1-2	.333
Doug Donley.....	2	2-0	1.000
Billy Joe DuPree.....	2	2-0	1.000
Preston Pearson.....	2	2-0	1.000
Dan Reeves.....	2	2-0	1.000
Ron Sellers.....	2	2-0	1.000
Mike Sherrard.....	2	2-0	1.000
Emmitt Smith.....	2	2-0	1.000
Kelvin Edwards.....	1	1-1	.500
Lee Folkins.....	1	1-1	.500
Jason Tucker.....	1	1-1	.500
Roy Williams.....	1	0-1	.000
Antonio Bryant.....	1	0-1	.000
Jim Doran.....	1	0-1	.000
Laurent Robinson.....	1	0-1	.000
Cornell Burbage.....	1	1-0	1.000
Buddy Dial.....	1	1-0	1.000
Tony Dorsett.....	1	1-0	1.000
Ernie Mills.....	1	1-0	1.000
Kevin Ogletree.....	1	1-0	1.000
Ron Springs.....	1	1-0	1.000
Kevin Williams.....	1	1-0	1.000
Tommy McDonald.....	1	0-0-1	.500
Marion Barber.....	1	0-1	.000
James Dixon.....	1	0-1	.000
Butch Johnson.....	1	0-1	.000
Karl Powe.....	1	0-1	.000
Terrance Williams.....	1	0-1	.000
<b>Total.....</b>	<b>291</b>	<b>180-108-3</b>	<b>.624</b>

**PASSING**

1.	506	-	Tony Romo vs. Denver, Oct. 6, 2013 (25 of 36)
2.	460	-	Don Meredith @ San Francisco, Nov. 10, 1963 (30 of 48)
3.	455	-	Troy Aikman vs. Minnesota, Nov. 26, 1998 (34 of 57)
4.	441	-	Tony Romo vs. Washington, Nov. 22, 2012 (37 of 62)
5.	437	-	Tony Romo vs. N.Y. Giants, Oct. 28, 2012 (36 of 62)
6.	416	-	Tony Romo vs. New Orleans, Dec. 23, 2012 (26 of 43)
7.	406	-	Don Meredith @ Washington, Nov. 13, 1966 (21 of 29)
	406	-	Tony Romo vs. Tennessee, Oct. 10, 2010 (31 of 46)
9.	394	-	Don Meredith vs. Philadelphia, Oct. 9, 1966 (19 of 26)
10.	392	-	Tony Romo @ N.Y. Giants, Dec. 6, 2009 (41 of 55)
11.	389	-	Gary Hogeboom @ San Francisco, Dec. 22, 1985 (28 of 49)
12.	<b>379</b>	-	<b>Troy Aikman @ Phoenix, Nov. 12, 1989 (21 of 40)</b>
	379	-	Jon Kitna vs. Jacksonville, Oct. 31, 2010 (34 of 49)
14.	377	-	Danny White vs. Tampa Bay, Oct. 9, 1983 (29 of 44)
15.	374	-	Tony Romo vs. Chicago, Sept. 19, 2010 (34 of 51)
16.	363	-	Troy Aikman @ Miami, Oct. 27, 1996 (33 of 41)
	363	-	Drew Bledsoe @ San Francisco, Sept. 25, 2005 (24 of 38)
18.	362	-	Danny White vs. Atlanta, Oct. 27, 1985 (27 of 47)
	362	-	Troy Aikman @ Washington, Sept. 12, 1999 (28 of 49)
20.	359	-	Danny White @ Washington, Dec. 13, 1987 (27 of 49)

**300-YARD PASSING GAMES - CAREER**

	300-Yard Games	Team Record	Pct
Tony Romo.....	44	27-17	.614
Troy Aikman.....	13	7-6	.538
Danny White.....	10	5-5	.500
Don Meredith.....	7	6-1	.857
Roger Staubach.....	5	3-2	.600
Jon Kitna.....	4	2-2	.500
Steve Pelluer.....	4	2-2	.500
Drew Bledsoe.....	3	3-0	1.000
Gary Hogeboom.....	3	2-1	.667
Vinny Testaverde.....	3	1-2	.333
Quincy Carter.....	1	1-0	1.000
Jason Garrett.....	1	1-0	1.000
Chad Hutchinson.....	1	1-0	1.000
Craig Morton.....	1	1-0	1.000
Eddie LeBaron.....	1	0-1	.000
Kyle Orton.....	1	0-1	.000
<b>Total.....</b>	<b>102</b>	<b>62-40</b>	<b>.608</b>

Bold denotes rookie

## THE LAST TIME...

## -- OFFENSE --

## 400 YARDS TOTAL OFFENSE

By Cowboys - 417, vs. Phi, 12/29/13  
Playoffs - 426, vs. Phi, 1/9/10  
By Opponents - 433, vs. GB, 12/15/13  
Playoffs - 415, @ SF, 1/17/93

## 500 YARDS TOTAL OFFENSE

By Cowboys - 522, vs. Den, 10/6/13  
Playoffs - 528, vs. LARams, 12/28/80  
By Opponents - 625, @ NO, 11/10/13  
Playoffs - Has never happened

## -- PASSING --

## 300 YARDS PASSING BY A PLAYER

By Cowboys - Kyle Orton, 358, vs. Phi, 12/29/13  
Playoffs - Troy Aikman, 380, @ SF, 1/15/95  
By Opponents - Josh McCown, 348, @ Chi, 12/9/13  
Playoffs - Brett Favre, 307, vs. GB, 1/14/96

## 400 YARDS PASSING BY A PLAYER

By Cowboys - Tony Romo, 506, vs. Den, 10/6/13  
Playoffs - Has never happened  
By Opponents - Matt Stafford, 488, @ Det, 10/27/13  
Playoffs - Has never happened

## PASS PLAY OF 60-OR-MORE YARDS - All TDs

By Cowboys - Tony Romo-to-Terrance Williams, 60 yards, @ Det, 10/27/13  
Playoffs - Troy Aikman-to-Alvin Harper, 94 yards, vs. GB, 1/8/95  
By Opponents - El Manning-to-Victor Cruz, 70 yards, vs. N.Y. Giants, 9/8/13  
Playoffs - Michael Vick-to-Jeremy Maclin, 76 yards, vs. Phi, 1/9/10

## PASS PLAY OF 80-OR-MORE YARDS - All TDs

By Cowboys - Tony Romo-to-Terrance Williams, 82 yards, vs. Den, 10/6/13  
Playoffs - Troy Aikman-to-Alvin Harper, 94 yards, vs. GB, 1/8/95  
By Opponents - Michael Vick-to-DeSean Jackson, 91 yards, vs. Phi, 12/12/10  
Playoffs - Michael Vick-to-Jeremy Maclin, 76 yards, vs. Phi, 1/9/10

## 40-OR-MORE PASS ATTEMPTS BY A PLAYER

By Cowboys - Kyle Orton, 46, vs. Phi, 12/29/13  
Playoffs - Troy Aikman, 49, vs. Ari, 1/2/99  
By Opponents - Drew Brees, 41, @ NO, 11/10/13  
Playoffs - Neil O'Donnell, 49, vs. Pit, 1/28/96

## 50-OR-MORE PASS ATTEMPTS BY A PLAYER

By Cowboys - Tony Romo, 51, vs. Min, 11/3/13  
Playoffs - Troy Aikman, 53, @ SF, 1/15/95  
By Opponents - Drew Brees, 53, vs. NO, 12/23/12  
Playoffs - Jim Kelly, 50, vs. Buf, 1/30/94, SB XXVIII

## 25-OR-MORE PASS COMPLETIONS BY A PLAYER

By Cowboys - Kyle Orton, 30, vs. Phi, 12/29/13  
Playoffs - Troy Aikman, 30, @ SF, 1/15/95  
By Opponents - Matt Flynn, 26, vs. GB, 12/15/13  
Playoffs - Neil O'Donnell, 28, vs. Pit, 1/28/96, SB XXX

## 30-OR-MORE PASS COMPLETIONS BY A PLAYER

By Cowboys - Kyle Orton, 30, vs. Phi, 12/29/13  
Playoffs - Troy Aikman, 30, @ SF, 1/15/95  
By Opponents - Drew Brees, 34, @ NO, 11/10/13  
Playoffs - Jim Kelly, 31, vs. Buf, 1/30/94, SB XXVIII

## 4 TOUCHDOWN PASSES BY A PLAYER

By Cowboys - Tony Romo, 5, vs. Den, 10/6/13  
Playoffs - Troy Aikman, vs. Buf, 1/31/93, SB XXVII  
By Opponents - Matt Flynn, 4, vs. GB, 12/15/13  
Playoffs - Brett Favre, @ Min, 1/17/10

## -- RUSHING --

## 200-OR-MORE NET YARDS RUSHING

By Cowboys - 227, @ Bal, 10/14/12  
Playoffs - 255, vs. Min, 12/28/96  
By Opponents - 202, @ N.Y. Giants, 11/24/13  
Playoffs - 269, LARams, 1/4/86

## 300-OR-MORE NET YARDS RUSHING

By Cowboys - 354, @ Bal, 12/6/81  
Playoffs - 338, vs. LARams, 12/28/80  
By Opponents - 306, vs. Phi, 9/3/00  
Playoffs - Has never happened

## 100 YARDS RUSHING BY A PLAYER

By Cowboys - D. Murray, 134, vs. GB, 12/15/13  
Playoffs - Felix Jones, 148, vs. Phi, 1/9/10  
By Opponents - L. McCoy, 131, vs. Phi, 12/29/13  
Playoffs - Stephen Davis, 104, @ Car, 1/3/04

## 200 YARDS RUSHING BY A PLAYER

By Cowboys - DeMarco Murray, 253, vs. StL, 10/23/11  
Playoffs - Has never happened  
By Opponents - Alfred Morris, 200, @ Wash, 12/30/12  
Playoffs - E. Dickerson, 248, @ LARams, 1/4/86

## TWO 100-YARD RUSHERS

By Cowboys - Emmitt Smith, 122, Chris Warren, 104, @ Was, 10/4/98  
Playoffs - Has never happened  
By Opponents - LeRon McClain, 139, Willis McGahee, 108, vs. Bal, 12/20/08  
Playoffs - Has never happened

## 3 TOUCHDOWNS RUSHING BY A PLAYER

By Cowboys - DeMarco Murray (2, 4, 7), vs. Oak, 11/28/13  
Playoffs - Emmitt Smith (1, 5, 16), vs. GB, 1/14/96  
By Opponents - Alfred Morris (17, 32, 1), @ Wash, 12/30/12  
Playoffs - Larry Schreiber (1, 1, 1), @ SF, 12/23/72

## 3 DIFFERENT PLAYERS WITH A RUSHING TOUCHDOWN

By Cowboys - Miles Austin, Marion Barber, Tashard Choice, vs. NO, 11/25/10  
Playoffs - Tony Dorsett, James Jones, Timmy Newsome, Ron Springs, vs. TB, 1/2/82  
By Opponents - Mark Ingram, Darren Sproles, Pierre Thomas, @ NO, 11/10/13  
Playoffs - Has never happened

## -- RECEIVING --

## 10-OR-MORE RECEPTIONS BY A PLAYER

By Cowboys - Jason Witten, 12, vs. Phi, 12/29/13  
Playoffs - Jason Witten, 10, @ Min, 1/17/10  
By Opponents - Pierre Garcon, 11, @ Was, 12/22/13  
Playoffs - Andre Hastings, 10, vs. Pit, 1/28/96, SB XXX

## 100 YARDS RECEIVING BY A PLAYER

By Cowboys - Jason Witten, 135, vs. Phi, 12/29/13  
Playoffs - Raghbi Ismail, 163, @ Min, 1/9/00  
By Opponents - Pierre Garcon, 144, @ Was, 12/22/13  
Playoffs - Sidney Rice, 141, @ Min, 1/17/10

## 150 YARDS RECEIVING BY A PLAYER

By Cowboys - Dez Bryant, 153, vs. GB, 12/15/13  
Playoffs - Raghbi Ismail, 163, @ Min, 1/9/00  
By Opponents - Calvin Johnson, 329, @ Det, 10/27/13  
Playoffs - Andre Reed, 152, vs. Buf, 1/31/93, SB XXVII

## TWO 100-YARD RECEIVERS

By Cowboys - Terrance Williams, 151, Dez Bryant, 141, Jason Witten, 121, vs. Den, 10/6/13  
Playoffs - Michael Irvin, 111, Alvin Harper, 108, Jay Novacek, 104, vs. GB, 1/8/95  
By Opponents - Victor Cruz, 118, Hakeem Nicks, 114, Rueben Randle, 101, vs. N.Y. Giants, 9/8/13  
Playoffs - Steve Smith, 135, Muhsin Muhammad, 103, @ Car, 1/3/04

## 3 TOUCHDOWN CATCHES BY A PLAYER

By Cowboys - Miles Austin (53, 5, 25), @ SF, 9/18/11  
Playoffs - Preston Pearson (18, 15, 19), @ LARams, 1/14/76  
By Opponents - Victor Cruz (70, 18, 10), vs. N.Y. Giants, 9/8/13  
Playoffs - Sidney Rice, (47, 16, 45), @ Min, 1/17/10

## 100-YARD RUSHER AND 100-YARD RECEIVER IN A GAME

By Cowboys - DeMarco Murray, 134, Dez Bryant, 153, vs. GB, 12/15/13  
Playoffs - Emmitt Smith, 116, Michael Irvin, 103, vs. Min, 12/28/96  
By Opponents - Matt Forte, 102, Brandon Marshall, 100, @ Chi, 12/9/13  
Playoffs - Stephen Davis, 104, Steve Smith, 135, M. Muhammad, 103, @ Car, 1/3/04



**100-YARD RUSHER, 100-YARD RECEIVER, 300-YARD PASSER**

By Cowboys - DeMarco Murray, 134, Dez Bryant, 153, Tony Romo, 358, vs. GB, 12/15/13  
 Playoffs - Emmitt Smith, 114, Alvin Harper, 117, Troy Aikman, 322, @ SF, 1/17/93  
 By Opponents - Matt Forte, 102, Brandon Marshall, 100, Josh McCown, 348, @ Chi, 12/9/13  
 Playoffs - Has never happened

**-- TOUCHDOWNS --****3 TOUCHDOWNS BY A PLAYER**

By Cowboys - D. Murray (3 rush.), vs. Oak, 11/28/13  
 Playoffs - Emmitt Smith (3 rush.), vs. GB, 1/14/96  
 By Opponents - Victor Cruz (3 rec.), vs. N.Y. Giants, 9/8/13  
 Playoffs - Sidney Rice (3 rec.), @ Min, 1/17/10

**4 TOUCHDOWNS BY A PLAYER**

By Cowboys - T. Owens (4 rec.), vs. Was, 11/18/07  
 Playoffs - Has never happened  
 By Opponents - Sterling Sharpe (4 rec.), vs. GB, 11/24/94  
 Playoffs - Has never happened

**ONE RUSHING AND ONE RECEIVING TOUCHDOWN BY A PLAYER**

By Cowboys - DeMarco Murray (1 rush, 1 rec.), @ Was, 12/22/13  
 Playoffs - E. Smith (1 rush, 1 rec.), vs. SF, 1/23/94  
 By Opponents - Darren Sproles (1 rush, 1 rec.), Pierre Thomas (1 rush, 1 rec.) @ NO, 11/10/13  
 Playoffs - J. Lofton (1 rush, 1 rec.) @ GB, 1/16/83

**ONE RUSH, ONE REC. AND ONE PASS TOUCHDOWN BY A PLAYER**

By Cowboys - Dan Reeves (1 rush, 1 pass), vs. Phi, 12/10/67  
 Playoffs - Has never happened  
 By Opponents - Has never happened  
 Playoffs - Has never happened

**-- TURNOVERS --****2 INTERCEPTIONS BY A PLAYER**

By Cowboys - Sean Lee, @ Det, 10/27/13  
 Playoffs - Larry Brown, vs. Pit, 1/28/96  
 By Opponents - S. Brown, vs. N.Y. Giants, 10/28/12  
 Playoffs - Aeneas Williams, vs. Ari, 1/2/99

**3 INTERCEPTIONS BY A PLAYER**

By Cowboys - Terence Newman, @ Was, 12/14/03  
 Playoffs - Dennis Thurman, vs. GB, 1/16/83  
 By Opponents - Adrian Wilson, @ Ari, 10/20/02  
 Playoffs - Has never happened

**NO TURNOVERS**

By Cowboys - Dal 28, @ Chi 45, 12/9/13  
 Playoffs - Dal 27, Pit 17, 1/28/96, SB XXX  
 By Opponents - Dal 28, @ Chi 45, 12/9/13  
 Playoffs - Dal 3, @ Min 34, 1/17/10

**-- DEFENSE --****HELD OPPONENT UNDER 200 YARDS TOTAL OFFENSE**

By Cowboys - 166, vs. TB, 9/23/12  
 Playoffs - 178, vs. Phi, 1/10/93  
 By Opponents - 193, @ NO, 11/10/13  
 Playoffs - 153, vs. Min, 12/30/73

**HELD OPPONENT UNDER 300 YARDS TOTAL OFFENSE**

By Cowboys - 297, @ Was, 12/22/13  
 Playoffs - 230, vs. NYG, 1/13/08  
 By Opponents - 193, @ NO, 11/10/13  
 Playoffs - 248, @ Min, 1/17/10

**-- PASSING DEFENSE --****HELD OPPONENT UNDER 100 YARDS PASSING**

By Cowboys - 87, @ Was., 12/30/12  
 Playoffs - 47, @ LARams, 1/4/86  
 By Opponents - 75, @ Phi, 12/7/03  
 Playoffs - 63, vs. Min, 12/30/73

**HELD OPPONENT UNDER 150 YARDS PASSING**

By Cowboys - 87, @ Was., 12/30/12  
 Playoffs - 140, vs. NYG, 1/13/08  
 By Opponents - 130, @ Chi, 12/9/13  
 Playoffs - 132, @ Car, 1/13/04

**-- RUSHING DEFENSE --****HELD OPPONENT UNDER 50 YARDS RUSHING**

By Cowboys - 50, vs. Oak, 11/28/13  
 Playoffs - 48, vs. GB, 1/14/96  
 By Opponents - 36, vs. Min, 11/3/13  
 Playoffs - Has never happened

**HELD OPPONENT UNDER 100 YARDS RUSHING**

By Cowboys - 50, vs. Oak, 11/28/13  
 Playoffs - 56, vs. Phi, 1/9/10  
 By Opponents - 59, vs. Phi, 12/29/13  
 Playoffs - 92, @ Min, 1/17/10

**-- SACKS --****FIVE-OR-MORE SACKS**

By Cowboys - 5, vs. Phi, 12/29/13  
 Playoffs - 5, vs. Phi, 1/7/96  
 By Opponents - 7, vs. Cle, 11/18/12  
 Playoffs - 6, @ Min, 1/17/10

**MULTIPLE SACK GAME BY A PLAYER**

By Cowboys - DeVonte Holloman, 2.0, Jason Hatcher, 2.0, vs. Phi, 12/29/13  
 Playoffs - DeMarcus Ware, 2.0, vs. Philadelphia, 1/9/10  
 By Opponents - Nick Roach, 2.0, vs. Oak, 11/28/13  
 Playoffs - Ray Edwards, 3.0, @ Min, 1/17/10

**INTERCEPTION RETURNED FOR A TOUCHDOWN**

By Cowboys - Sean Lee, 52 yards, @ SD, 9/29/13  
 Playoffs - G. Teague, 29 yards, vs. Min, 12/28/96  
 By Opponents - Jason Pierre-Paul, 28 yards, vs. N.Y. Giants, 10/28/12  
 Playoffs - Eric Davis, 44 yards, @ SF, 1/15/95

**FUMBLE RETURNED FOR A TOUCHDOWN**

By Cowboys - Jeff Heath, 50 yards, @ N.Y. Giants, 11/24/13  
 Playoffs - James Was, 46 yards, vs. Buf, 1/30/94, SB XXVIII  
 By Opponents - Greg Jenkins, 23 yards, vs. Oak, 11/28/13  
 Playoffs - Hugh Green, 60 yards, TB, 1/9/83

**-- SPECIAL TEAMS --****PUNT RETURNED FOR A TOUCHDOWN**

By Cowboys - D. Harris, 86 yards, vs. Was., 10/13/13  
 Playoffs - Golden Richards, 63 yards, vs. Min, 12/30/73  
 By Opponents - Damaris Johnson, 98 yards, vs. Phi, 12/2/12  
 Playoffs - Has never happened

**KICKOFF RETURNED FOR A TOUCHDOWN**

By Cowboys - Felix Jones, 98 yards, vs. Phi, 9/15/08  
 Playoffs - Miles Austin, 93 yards, @ Sea, 1/6/07  
 By Opponents - Jacoby Jones, 108 yards, @ Bal, 10/14/12  
 Playoffs - Vic Was, 97 yards, @ SF, 12/23/72

**PUNT BLOCKED**

By Cowboys - Bruce Carter, vs. Phi, 12/24/11  
 Playoffs - Darrick Brownlow, @ Chi, 12/29/91  
 By Opponents - Malcolm Smith, @ Sea, 9/16/12  
 Playoffs - Bernardo Harris, vs. GB, 1/14/96

**PUNT BLOCKED FOR A TOUCHDOWN**

By Cowboys - Ken Norton, @ NYG, (Robert Williams 3 yards), 9/13/92  
 Playoffs - Has never happened  
 By Opponents - Malcolm Smith, @ Sea, (Jeron Johnson 3 yards), 9/16/12  
 Playoffs - Has never happened

**PUNT BLOCKED FOR A SAFETY**

By Cowboys - Carlos Polk punt blocked out of the end zone, vs. SF, 11/23/08  
 Playoffs - Has never happened  
 By Opponents - Ron McGovern, @ KC, 10/22/89  
 Playoffs - Reggie Harrison, vs. Pit, 1/18/76, SB X

**FIELD GOAL BLOCKED**

By Cowboys - Orlando Scandrick, @ KC, 9/15/13  
 Playoffs - Aaron Mitchell, @ Phi, 1/11/81  
 By Opponents - Jason Pierre-Paul, vs. N.Y. Giants, 12/11/11  
 Playoffs - Frank Nunley, @ SF, 1/2/72

**BLOCKED FIELD GOAL RETURNED FOR A TOUCHDOWN**

By Cowboys - Patrick Watkins, vs. Min, 68 yards, (Chris Canty blk), 10/21/07  
 Playoffs - Has never happened  
 By Opponents - William White, @ Det, 55 yards, (Marc Spindler blk), 10/27/91  
 Playoffs - Has never happened

**PAT KICK MISSED**

By Cowboys - David Buehler, @ Ari, 12/25/10  
 Playoffs - Lin Elliott, @ SF, 1/17/93  
 By Opponents - Blair Walsh, vs. Min, 11/3/13  
 Playoffs - Jan Stenerud, vs. GB, 1/16/83

**PAT KICK BLOCKED**

By Cowboys - Greg Ellis, @ Phi, 12/19/04  
 Playoffs - Rod Hill, vs. GB, 1/16/83  
 By Opponents - Barry Cofield, @ NYG, 11/14/10  
 Playoffs - Carl Eller, vs. Min, 1/17/78

**ONSIDE KICK ATTEMPTED**

By Cowboys - @ Chi, 12/9/13  
 By Opponents - vs. Oak, 11/28/13

**ONSIDE KICK SUCCESSFUL**

By Cowboys - @ Bal, 10/14/12, Andre Holmes recovered  
 By Opponents - @ Hou, 9/26/10, David Anderson recovered

**-- SCORING --****SAFETY SCORED**

By Cowboys - Carlos Polk punt block out of the end zone, vs. SF, 11/23/08  
 Playoffs - Snap over Rohn Stark's head out of end zone, @ Car, 1/5/97  
 By Opponents - Romo sack in end zone by Jason Pierre-Paul, vs. N.Y. Giants, 12/11/11  
 Playoffs - Reggie Harrison punt blocked out of end zone, vs. Pit 1/18/76, SB X

**TWO POINT ATTEMPT MADE**

By Cowboys - Terrance Williams pass from Tony Romo, vs. Den, 10/6/13  
 Playoffs - Has never happened  
 By Opponents - Brandon Marshall pass from Josh McCown, @ Chi, 12/9/13  
 Playoffs - Kris Carter pass from Brad Johnson, vs. Min, 12/28/96

**TWO POINT ATTEMPT FAILED**

By Cowboys - Kyle Orton pass incomplete, vs. Phi, 12/29/13  
 Playoffs - Troy Aikman pass incomplete, @ Car, 1/5/97  
 By Opponents - Matt Flynn pass incomplete, vs. GB, 12/15/13  
 Playoffs - Brett Favre pass incomplete, vs. GB, 1/8/95

**50 POINTS SCORED**

By Cowboys - Dal 51, vs. Sea, 7, 11/27/80  
 Playoffs - Dal 52, Buf 17, 1/30/92, SB XXVII  
 By Opponents - Den 51, vs. Dal, 48, 10/6/13  
 Playoffs - Has never happened

**40 POINTS SCORED**

By Cowboys - Den 51, vs. Dal, 48, 10/6/13  
 Playoffs - Dal 40, vs. Min 15, 12/28/96  
 By Opponents - @ Chi 45, Dal, 28, 12/9/13  
 Playoffs - Has never happened

**WON BY 20-OR-MORE POINTS**

By Cowboys - @ Dal 31, STL 7, 9/22/13  
 Playoffs - @ Dal 34, Phi 14, 1/9/10  
 By Opponents - Dal 17, @ NO 49, 11/11/13  
 Playoffs - Dal 3, @ Min 34, 1/17/10

**SCORED 20-OR-MORE POINTS IN A QUARTER**

By Cowboys - 21 points, 2nd quarter, @ SD, 9/29/13  
 Playoffs - 27 points, 2nd quarter, vs. Phi, 1/9/10  
 By Opponents - 20 points, 4th quarter, vs. GB, 12/15/13  
 Playoffs - 21 points, 1st quarter, @ SF, 1/15/95

**SCORED 20-OR-MORE POINTS IN A HALF**

By Cowboys - 26 points, 1st half, vs. GB, 12/15/13  
 Playoffs - 27 points, 1st half, vs. Phi, 1/9/10  
 By Opponents - 34 points, 2nd half, vs. GB, 12/15/13  
 Playoffs - 31 points, 1st half, @ SF, 1/15/95

**TOUCHDOWN DRIVE OF 10-OR-MORE PLAYS**

By Cowboys - 10 plays, vs. GB, 12/15/13  
 Playoffs - 10 plays, vs. Phi, 1/9/10  
 By Opponents - 10, 11, plays, vs. Phi, 12/29/13  
 Playoffs - 12 plays, @ N.Y. Giants, 9/5/12

**TOUCHDOWN DRIVE OF 80-OR-MORE YARDS**

By Cowboys - 80 yards, vs. Phi, 12/29/13  
 Playoffs - 89 yards, vs. Phi, 1/9/10  
 By Opponents - 88 yards, vs. Phi, 12/29/13  
 Playoffs - 80, 86 yards, @ Min, 1/17/10

**TOUCHDOWN DRIVE OF FIVE-OR-MORE MINUTES**

By Cowboys - 5:58, @ Chi, 12/9/13  
 Playoffs - 10:28, vs. N.Y. Giants, 1/13/08  
 By Opponents - 5:37, vs. Phi, 12/29/13  
 Playoffs - 6:45, @ Sea, 1/6/07

**TOUCHDOWNS SCORED BY OFFENSE AND DEFENSE**

By Cowboys - 2 offense, 1 defense, @ N.Y. Giants, 11/24/13  
 Playoffs - 3 offense, 1 defense, @ Min, 12/28/96  
 By Opponents - 2 offense, 2 defense, vs. Chi, 10/11/12  
 Playoffs - 4 offense, 1 defense, @ SF, 1/15/95

**TOUCHDOWNS SCORED BY OFFENSE, DEFENSE AND SPECIAL TEAMS**

By Cowboys - 2 offense, 1 defense, 1 special teams, @ Phi, 11/11/12  
 Playoffs - Has never happened  
 By Opponents - 1 offense, 1 defense, 1 special teams, @ Atl, 12/30/90  
 Playoffs - Has never happened

**HELD OPPONENT WITHOUT A TOUCHDOWN**

By Cowboys - Dal 17, @ Phi 3, 10/20/13  
 Playoffs - Dal 38, vs. TB 0, 1/2/82  
 By Opponents - Dal 18, vs. Was 16, 9/26/11  
 Playoffs - Dal 3, @ Min 34, 1/17/10

**SHUTOUT AN OPPONENT**

By Cowboys - Dal 24, vs. Phi 0, 1/3/10  
 Playoffs - Dal 38, vs. TB 0, 1/2/82  
 By Opponents - Dal 0, @ NE 12, 11/16/03  
 Playoffs - @ LARams 20, Dal 0, 1/4/86

**WON IN OVERTIME**

By Cowboys - @ Dal 27, Pit 24, 12/16/12  
 Playoffs - Has never happened  
 By Opponents - Dal 31, vs. NO 34, 12/23/12  
 Playoffs - Has never happened

**SCORED A TOUCHDOWN ON FIRST DRIVE OF THE FIRST HALF**

By Cowboys - Dal 24, @ Was 23, 12/22/13  
 Playoffs - @ Dal 40, Min 15, 12/28/96  
 By Opponents - Dal 28, @ Chi 45, 12/9/13  
 Playoffs - @ Dallas 17, NYG 21, 1/13/08

**SCORED A TOUCHDOWN ON FIRST DRIVE OF THE SECOND HALF**

By Cowboys - Dal 31, vs. Oak 24, 11/28/13  
 Playoffs - Dal 28, @ SF 38, 1/15/95  
 By Opponents - GB 37, vs. Dal 36, 12/15/13  
 Playoffs - Dallas 20, @ Sea 21, 1/6/07

**SCORED A TOUCHDOWN ON FIRST DRIVE OF BOTH HALVES**

By Cowboys - Dal 31, vs. Was 16, 10/13/13  
 Playoffs - Dal 34, vs. Phil 10, 1/10/93  
 By Opponents - Dal 16, @ KC 17, 9/15/13  
 Playoffs - Dal 14, vs. Cle 38, 12/28/69

**SCORED A TD AND/OR FG ON FIRST DRIVE OF EITHER HALF**

By Cowboys - GB 37, vs. Dal 36, 12/15/13 - FG 1st, FG 2nd  
 Playoffs - Dal 30, Buf 13, 1/30/94 - FG 1st, TD 2nd (SB XXVIII)  
 By Opponents - GB 37, vs. Dal 36, 12/15/13 - FG 1st, TD 2nd  
 Playoffs - Dal 20, @ Sea 21, 1/6/07 - FG 1st, TD 2nd



# PLAYOFF RECORDS



# Dallas Cowboys Playoff History

Date	Game	Opponent	Result	Site
<b>1966 Season (0-1)</b>				
Jan. 1, 1967	Championship Game	Green Bay	L 27-34	Cotton Bowl
<b>1967 Season (1-1)</b>				
Dec. 24	Eastern Championship Game	Cleveland	W 52-14	Cotton Bowl
Dec. 31	Championship Game	Green Bay	L 17-21	Lambeau Field
<b>1968 Season (0-1)</b>				
Dec. 21	Eastern Championship Game	Cleveland	L 20-31	Cleveland Stadium
<b>1969 Season (0-1)</b>				
Dec. 28	Eastern Championship Game	Cleveland	L 14-38	Cotton Bowl
<b>1970 Season (2-1)</b>				
Dec. 26	NFC Divisional Playoff	Detroit	W 5-0	Cotton Bowl
Jan. 2, 1971	NFC Championship Game	San Francisco	W 17-10	Kezar Stadium
Jan. 17, 1971	Super Bowl V	Baltimore	L 13-16	Orange Bowl
<b>1971 Season (3-0)</b>				
Dec. 25	NFC Divisional Playoff	Minnesota	W 20-12	Metropolitan Stadium
Jan. 2, 1972	NFC Championship Game	San Francisco	W 14-3	Texas Stadium
Jan. 16, 1972	Super Bowl VI	Miami	W 24-3	Tulane Stadium
<b>1972 Season (1-1)</b>				
Dec. 23	NFC Divisional Playoff	San Francisco	W 30-28	Candlestick Park
Dec. 31	NFC Championship Game	Washington	L 3-26	RFK Stadium
<b>1973 Season (1-1)</b>				
Dec. 23	NFC Divisional Playoff	Los Angeles	W 27-16	Texas Stadium
Dec. 30	NFC Championship Game	Minnesota	L 10-27	Texas Stadium
<b>1975 Season (2-1)</b>				
Dec. 28	NFC Divisional Playoff	Minnesota	W 17-14	Metropolitan Stadium
Jan. 4, 1976	NFC Championship Game	Los Angeles	W 37-7	Memorial Coliseum
Jan. 18, 1976	Super Bowl X	Pittsburgh	L 17-21	Orange Bowl
<b>1976 Season (0-1)</b>				
Dec. 19	NFC Divisional Playoff	Los Angeles	L 12-14	Texas Stadium
<b>1977 Season (3-0)</b>				
Dec. 26	NFC Divisional Playoff	Chicago	W 37-7	Texas Stadium
Jan. 1, 1978	NFC Championship Game	Minnesota	W 23-6	Texas Stadium
Jan. 15, 1978	Super Bowl XII	Denver	W 27-10	Louisiana Superdome
<b>1978 Season (2-1)</b>				
Dec. 30	NFC Divisional Playoff	Atlanta	W 27-20	Texas Stadium
Jan. 7, 1979	NFC Championship Game	Los Angeles	W 28-0	Memorial Coliseum
Jan. 21, 1979	Super Bowl XIII	Pittsburgh	L 31-35	Orange Bowl
<b>1979 Season (0-1)</b>				
Dec. 30	NFC Divisional Playoff	Los Angeles	L 19-21	Texas Stadium
<b>1980 Season (2-1)</b>				
Dec. 28	NFC Wild Card Game	Los Angeles	W 34-13	Texas Stadium
Jan. 4, 1981	NFC Divisional Playoff	Atlanta	W 30-27	Fulton County Stad.
Jan. 11, 1981	NFC Championship Game	Philadelphia	L 7-20	Veterans Stadium
<b>1981 Season (1-1)</b>				
Jan. 2, 1982	NFC Divisional Playoff	Tampa Bay	W 38-0	Texas Stadium
Jan. 10, 1982	NFC Championship Game	San Francisco	L 27-28	Candlestick Park
<b>1982 Season (2-1)</b>				
Jan. 9, 1983	NFC Wild Card Game	Tampa Bay	W 30-17	Texas Stadium
Jan. 16, 1983	NFC Divisional Playoff	Green Bay	W 37-26	Texas Stadium
Jan. 22, 1983	NFC Championship Game	Washington	L 17-31	RFK Stadium
<b>1983 Season (0-1)</b>				
Dec. 26	NFC Wild Card Game	Los Angeles	L 17-24	Texas Stadium



Date	Game	Opponent	Result	Site
<b>1985 Season (0-1)</b>				
Jan. 4, 1986	NFC Divisional Playoff	Los Angeles	L 0-20	Anaheim Stadium
<b>1991 Season (1-1)</b>				
Dec. 29	NFC Wild Card Game	Chicago	W 17-13	Soldier Field
Jan. 5, 1992	NFC Divisional Playoff	Detroit	L 6-38	Pontiac Silverdome
<b>1992 Season (3-0)</b>				
Jan. 10, 1993	NFC Divisional Playoff	Philadelphia	W 34-10	Texas Stadium
Jan. 17, 1993	NFC Championship Game	San Francisco	W 30-20	Candlestick Park
Jan. 31, 1993	Super Bowl XXVII	Buffalo	W 52-17	Rose Bowl
<b>1993 Season (3-0)</b>				
Jan. 16, 1994	NFC Divisional Playoff	Green Bay	W 27-17	Texas Stadium
Jan. 23, 1994	NFC Championship Game	San Francisco	W 38-21	Texas Stadium
Jan. 30, 1994	Super Bowl XXVIII	Buffalo	W 30-13	Georgia Dome
<b>1994 Season (1-1)</b>				
Jan. 8, 1995	NFC Divisional Playoff	Green Bay	W 35-9	Texas Stadium
Jan. 15, 1995	NFC Championship Game	San Francisco	L 28-38	Candlestick Park
<b>1995 Season (3-0)</b>				
Jan. 7, 1996	NFC Divisional Playoff	Philadelphia	W 30-11	Texas Stadium
Jan. 14, 1996	NFC Championship Game	Green Bay	W 38-27	Texas Stadium
Jan. 28, 1996	Super Bowl XXX	Pittsburgh	W 27-17	Sun Devil Stadium
<b>1996 Season (1-1)</b>				
Dec. 28	NFC Wild Card Game	Minnesota	W 40-15	Texas Stadium
Jan. 5, 1997	NFC Divisional Playoff	Carolina	L 17-26	Ericsson Stadium
<b>1998 Season (0-1)</b>				
Jan. 2, 1999	NFC Wild Card Game	Arizona	L 7-20	Texas Stadium
<b>1999 Season (0-1)</b>				
Jan. 9, 2000	NFC Wild Card Game	Minnesota	L 10-27	Metrodome
<b>2003 Season (0-1)</b>				
Jan. 3, 2004	NFC Wild Card Game	Carolina	L 10-29	Ericsson Stadium
<b>2006 Season (0-1)</b>				
Jan. 6, 2007	NFC Wild Card Game	Seattle	L 20-21	Qwest Field
<b>2007 Season (0-1)</b>				
Jan. 13, 2008	NFC Divisional Playoff	N.Y. Giants	L 17-21	Texas Stadium
<b>2009 Season (1-1)</b>				
Jan. 9, 2010	NFC Wild Card Game	Philadelphia	W 34-14	AT&T Stadium
Jan. 17, 2010	NFC Divisional Playoff	Minnesota	L 3-34	Metrodome

**NFL Playoff Record: 33-25**

Home: 19-8  
 Away: 9-14  
 Neutral: 5-3

Wild Card Game: 5-5  
 Divisional Game: 15-8

Championship Game: 8-9  
 Super Bowl: 5-3

**Dallas Cowboys Playoff Record vs.**

Arizona .....0-1  
 Atlanta .....2-0  
 Baltimore .....0-1  
 Buffalo .....2-0  
 Carolina .....0-2  
 Chicago .....2-0  
 Cleveland .....1-2

Denver .....1-0  
 Detroit .....1-1  
 Green Bay .....4-2  
 Los Angeles Rams .....4-4  
 Miami .....1-0  
 Minnesota .....4-3  
 N.Y. Giants .....0-1

Philadelphia .....3-1  
 Pittsburgh .....1-2  
 San Francisco .....5-2  
 Seattle .....0-1  
 Tampa Bay .....2-0  
 Washington .....0-2

# Cowboys Career Playoff Leaders

## RUSHING (yards)

Player	G	Att	Yds	Avg	Long	TD
1. Smith, Emmitt (1990-02).....	17	349	1,586	4.5	65	19
2. Dorsett, Tony (1977-87).....	17	302	1,383	4.6	53	9
3. Newhouse, Robert (1972-83).....	23	174	651	3.7	19	3
4. Thomas, Duane (1970-71).....	6	130	518	4.0	23	4
5. Garrison, Walt (1966-74).....	15	126	493	4.0	19	0
6. Staubach, Roger (1969-79).....	20	76	432	5.7	29	0
7. Hill, Calvin (1969-74).....	8	90	335	3.8	48	2
8. Perkins, Don (1961-68).....	4	66	284	4.3	24	3
9. Jones, Felix (2008-12).....	2	30	217	7.2	73t	1
10. Springs, Ron (1979-84).....	9	42	201	4.8	32	2
11. Barber, Marion (2005-07).....	4	41	151	3.7	36	1

## RECEIVING (yards)

Player	G	No.	Yds.	Avg.	Long	TD
1. Irvin, Michael (1988-99).....	16	87	1,315	15.1	53	8
2. Pearson, Drew (1973-83).....	22	67	1,105	16.5	83t	8
3. Harper, Alvin (1991-94,1999).....	10	24	655	27.3	94t	4
4. Novacek, Jay (1990-96).....	13	62	645	10.4	25	6
5. Hill, Tony (1977-86).....	17	46	618	13.4	49	4
6. Hayes, Bob (1965-74).....	17	37	618	16.7	86t	3
7. Pearson, Preston (1975-80).....	13	43	504	11.7	34	3
8. DuPree, Billy Joe (1973-83).....	22	39	447	11.5	28	4
9. Dorsett, Tony (1977-87).....	17	46	403	8.8	32	1
10. Johnson, Butch (1976-83).....	12	25	394	15.8	45t	4

## RUSHING-RECEIVING (yards)

Player	G	Rushing	Receiving	Total
1. Smith, Emmitt (1990-02).....	17	1,586	342	1,928
2. Dorsett, Tony (1977-87).....	17	1,383	403	1,786
3. Irvin, Michael (1988-99).....	16	0	1,315	1,315
4. Pearson, Drew (1973-83).....	22	16	1,105	1,121
5. Newhouse, Robert (1972-83).....	23	651	69	720
6. Alvin Harper (1991-94, 1999).....	10	3	655	658
7. Garrison, Walt (1966-74).....	15	493	155	648
8. Novacek, Jay (1990-96).....	13	0	645	645
9. Pearson, Preston (1975-80).....	13	135	504	639
10. Bob Hayes (1965-74).....	17	16	618	634

## PASSING (Min. 150 Attempts)

Player	G	Att	Comp	Pct	Yds	TD	Int	Rating
1. Aikman, Troy (1989-00).....	16	502	320	63.7	3,849	23	17	88.3
2. Staubach, Roger (1969-79).....	20	410	223	54.4	2,791	24	19	76.0
3. White, Danny (1976-88).....	18	360	206	57.2	2,284	15	16	71.6



## SCORING

Player	G	TD	PAT	2PT	FG	Total
1. Smith, Emmitt (1990-02).....	17	21	-	-	-	126
2. Septien, Rafael (1978-86).....	13	-	40	-	18	94
3. Boniol, Chris (1994-96).....	7	-	24	-	13	63
4. Dorsett, Tony (1977-87).....	17	10	-	-	-	60
5. Fritsch, Toni (1971-73, 1975).....	7	-	15	-	12	51
6. Pearson, Drew (1973-83).....	22	8	-	-	-	48
Irvin, Michael (1988-99).....	13	8	-	-	-	48
8. Clark, Mike (1968-71, 73).....	8	-	14	-	9	41
9. Novacek, Jay (1990-96).....	13	6	-	-	-	36
10. Murray, Eddie (1993, 1999).....	4	-	12	-	7	33

## FIELD GOALS (Min. 10 Made)

Player	G	Att	Made	Pct	Long
1. Septien, Rafael (1978-86).....	14	20	18	90.0	50
2. Boniol, Chris (1994-96).....	7	15	13	86.7	51
3. Fritsch, Toni (1971-73, 1975).....	7	14	12	85.7	45

## PUNTING (Min. 25 Punts)

Player	G	No	Avg	Long	Blk
1. Saxon, Mike (1985-92).....	6	26	43.5	57	1
2. Jett, John (1993-96).....	10	33	42.9	59	1
3. Widby, Ron (1968-71).....	8	51	40.7	65	0
4. White, Danny (1976-88).....	17	84	36.6	53	0

## PUNT RETURNS (Min. 10)

Player	G	No	Yds	Avg	Long	TD
1. Hayes, Bob (1965-74).....	15	12	151	12.6	68	0
2. Johnson, Butch (1976-83).....	17	19	208	11.0	44	0
3. Jones, James (1980-82, 1984-85).....	5	16	147	9.2	43	0

## KICKOFF RETURNS (Min. 10)

Player	G	No	Yds	Avg	Long	TD
1. Harris, Cliff (1970-79).....	21	11	243	22.1	34	0
2. Williams, Kevin (1993-96).....	10	23	505	22.0	50	0
3. Martin, Kelvin (1987-92, 1996).....	5	11	237	21.5	39	0
4. Jones, James (1980-82, 1984-85).....	6	13	267	20.5	33	0
5. Fellows, Ron (1981-86).....	6	11	191	17.4	33	0
6. Johnson, Butch (1976-83).....	17	12	207	17.3	26	0

## INTERCEPTIONS

Player	G	No	Yds	Avg	Long	TD
1. Waters, Charlie (1970-78, 1980-81).....	25	9	124	13.8	29	0
2. Thurman, Dennis (1978-85).....	13	7	126	18.0	39t	1
3. Harris, Cliff (1970-79).....	21	6	103	17.2	30	0
4. Brown, Larry (1991-95, 1998).....	14	5	105	21.0	44	0
5. Howley, Chuck (1961-73).....	11	4	89	22.3	41	0
Lewis, D.D. (1968, 1970-71).....	27	4	64	16.0	23	0
Jordan, Lee Roy (1963-76).....	19	4	34	8.5	41	0
Renfro, Mel (1964-77).....	21	4	32	8.0	19	0
9. Washington, James (1990-94).....	8	3	46	15.3	21	0
Everett, Thomas (1992-93).....	6	3	36	12.0	22	0
Woodson, Daren (1992-2003).....	14	3	24	8.0	19	0
Walls, Everson (1981-89).....	7	3	20	6.7	20	0
Hughes, Randy (1975-80).....	12	3	1	0.3	1	0
Barnes, Benny (1972-82).....	21	3	0	0.0	0	0

# Cowboys Individual Playoff Records

## SERVICE

### Most Games, Career

- 27 D.D. Lewis, 1968, 1970-81
- 26 Larry Cole, 1968-80
- 25 Charlie Waters, 1970-78, 1980-81

## SCORING

### POINTS

#### Career

- 126 Emmitt Smith, 1990-99 (21-td)
- 94 Rafael Septien, 1978-85 (40-pat, 18-fg)
- 63 Chris Boniol, 1994-96 (24-pat, 13-fg)

#### Game

- 18 Craig Baynham, vs. Cleveland, 12/24/67
- 18 Preston Pearson, @ L.A. Rams, 1/4/76
- 18 Emmitt Smith, vs. Green Bay, 1/14/96

#### Game, Opponent

- 18 Larry Schreiber, @ San Francisco, 12/23/72
- 18 Sidney Rice, @ Minnesota, 1/17/10
- 17 John Kasay, @ Carolina, 1/3/04
- 14 Curt Knight, @ Washington, 12/31/72
- 14 John Kasay, @ Carolina, 1/5/97

### TOUCHDOWNS

#### Career

- 21 Emmitt Smith, 1990-99 (19-r, 2-p)
- 10 Tony Dorsett, 1977-85 (9-r, 1-p)
- 8 Drew Pearson, 1973-83 (8-p)
- 8 Michael Irvin, 1988-98 (8-p)

#### Game

- 3 Craig Baynham, vs. Cleveland, 12/24/67 (2-r, 1-p)
- 3 Preston Pearson, @ L.A. Rams, 1/4/76 (3-p)
- 3 Emmitt Smith, vs. Green Bay, 1/14/96 (3-r)

#### Game, Opponent

- 3 Larry Schreiber, @ San Francisco, 12/23/72 (3-r)
- 3 Sidney Rice, @ Minnesota, 1/17/10 (3-p)

### Most Consecutive Games Scoring Touchdown

- 8 Emmitt Smith, 1993-96
- 5 Duane Thomas, 1970-71
- 3 Tony Dorsett, 1977-78
- 3 Tony Dorsett, 1981-82
- 3 Emmitt Smith, 1992
- 3 Alvin Harper, 1992-93
- 3 Jay Novacek, 1992-93
- 3 Michael Irvin, 1994-95

### POINTS AFTER TOUCHDOWNS

#### Most Attempted, Career

- 40 Rafael Septien, 1978-85
- 24 Chris Boniol, 1994-96
- 15 Toni Fritsch, 1971-73, 1975

#### Most Attempted, Game

- 7 Danny Villanueva, vs. Cleveland, 12/24/67
- 7 Lin Elliott, vs. Buffalo, 1/31/93

#### Most Made, Career

- 40 Rafael Septien, 1978-85
- 24 Chris Boniol, 1994-96
- 15 Toni Fritsch, 1971-73, 1975

#### Most Made, Game

- 7 Danny Villanueva, vs. Cleveland, 12/24/67
- 7 Lin Elliott, vs. Buffalo, 1/31/93

#### Made, Opponent

- 5 Don Cockroft, vs. Cleveland, 12/28/69
- 5 Roy Gerela, vs. Pittsburgh, 1/21/79
- 5 Eddie Murray, @ Detroit, 1/5/92
- 5 Doug Brien, @ San Francisco, 1/15/95

#### Most Made, No Misses, Career

- 40 Rafael Septien, 1978-86
- 24 Chris Boniol, 1994-96
- 15 Toni Fritsch, 1971-73, 1975

### FIELD GOALS

#### Most Attempted, Career

- 21 Rafael Septien, 1978-86
- 15 Chris Boniol, 1994-96
- 14 Toni Fritsch, 1972-76
- 14 Mike Clark, 1968-71, 1973

### Most Attempted, Game

- 5 Efrén Herrera, vs. Denver, 1/15/78
- 4 Mike Clark, @ Cleveland, 12/21/68
- 4 Chris Boniol, vs. Minnesota, 12/28/96

### Most Attempted, Opponent, Game

- 6 David Ray, vs. L.A. Rams, 12/23/73
- 5 John Kasay, @ Carolina, 1/3/04
- 4 Curt Knight, @ Washington, 12/31/72
- 4 John Kasay, @ Carolina, 1/5/97

### Most Made, Career

- 18 Rafael Septien, 1978-86
- 13 Chris Boniol, 1994-96
- 12 Toni Fritsch, 1972-76

### Most Made, Game

- 4 Chris Boniol, vs. Minnesota, 12/28/96
- 3 7 times, last by Chris Boniol @ Carolina, 1/5/97

### Most Made, Opponent, Game

- 5 John Kasay, @ Carolina, 1/3/04
- 4 Curt Knight, @ Washington, 12/31/72
- 4 John Kasay, @ Carolina, 1/5/97

### Most Consecutive Field Goals Made

- 15 Rafael Septien, 1978-82
- 9 Chris Boniol, 1995-96
- 7 Efrén Herrera, 1976-77
- 7 Eddie Murray, 1994, 1999

### Most Consecutive Games Made

- 7 Toni Fritsch, 1972-76
- 6 Rafael Septien, 1976-78
- 5 Chris Boniol, 1995-96

### Longest Field Goal

- 51 Chris Boniol, vs. Philadelphia, 1/7/96
- 50 Rafael Septien, vs. Green Bay, 1/16/83
- 50 Eddie Murray, vs. S.F., 1/23/94
- 50 Martin Gramatica, @ Seattle, 1/6/07

### Longest Field Goal, Opponent

- 54 Steve Christie, vs. Buffalo, 1/30/94
- 51 Roy Gerela, vs. Pittsburgh, 1/21/79
- 50 Chris Jacke, vs. Green Bay, 1/8/95

### Highest Field Goal Percentage, Career (10 made)

- 90.0 Rafael Septien, 1978-86 (18-20)
- 86.7 Chris Boniol, 1994-96 (13-15)
- 85.7 Toni Fritsch, 1972-76 (12-14)

## SAFETIES

### Most, Game

- 1 George Andrie and Jethro Pugh, vs. Detroit, 12/26/70
- 1 Jim Jensen, vs. L.A. Rams, 12/19/76

### Most, Opponent, Game

- 1 Alan Page, @ Minnesota, 12/25/71
- 1 Reggie Harrison, vs. Pittsburgh, 1/18/76
- 1 Terry Glenn, fumble through end zone, @ Seattle, 1/6/07

## RUSHING

### ATTEMPTS

#### Career

- 349 Emmitt Smith, 1990-99
- 302 Tony Dorsett, 1977-85
- 174 Robert Newhouse, 1972-83

#### Game

- 35 Emmitt Smith, vs. Green Bay, 1/14/96
- 30 Duane Thomas, vs. Detroit, 12/26/70
- 30 Emmitt Smith, vs. Buffalo, 1/30/94

#### Opponent, Game

- 36 John Riggins, vs. Washington, 1/22/83
- 34 Eric Dickerson, @ L.A. Rams, 1/4/86
- 30 Larry Brown, @ Washington, 12/31/72

### YARDS GAINED

#### Career

- 1,586 Emmitt Smith, 1990-99
- 1,383 Tony Dorsett, 1977-85
- 651 Robert Newhouse, 1972-83

#### Game

- 160 Tony Dorsett, vs. L.A. Rams, 12/28/80
- 150 Emmitt Smith, vs. Green Bay, 1/14/96
- 148 Felix Jones, vs. Philadelphia, 1/9/10



**Game, Opponent**

248	Eric Dickerson, @ L.A. Rams, 1/4/86
194	Wilbert Montgomery, @ Philadelphia, 1/11/81
140	John Riggins, vs. Washington, 1/22/83
140	Robert Smith, @ Minnesota, 1/9/00

**Longest Run**

73	Felix Jones, vs. Philadelphia, 1/9/10 (TD)
65	Emmitt Smith, @ Minnesota, 1/9/00
53	Tony Dorsett, @ L.A. Rams, 1/7/79

**Longest Run, Opponent**

74	Adrian Murrell, vs. Arizona, 1/2/99
71	James Lofton, vs. Green Bay, 1/16/83 (TD)
55	Wilbert Montgomery, @ Philadelphia, 1/7/79
55	Eric Dickerson, vs. L.A. Rams, 12/26/83 (TD)

**Most Games, 100 or More Yards**

7	Emmitt Smith, 1990-98
3	Tony Dorsett, 1978-83
2	Duane Thomas, 1970-71

**Most Consecutive Games, 100 or More Yards**

3	Emmitt Smith, 1992
2	Duane Thomas, 1970-71

**AVERAGE GAIN****Career (50 attempts)**

5.68	Roger Staubach, 1969-79 (76-432)
4.58	Tony Dorsett, 1977-85 (302-1,383)
4.54	Emmitt Smith, 1990-99 (349-1,586)

**Game (10 attempts)**

9.25	Felix Jones, vs. Philadelphia, 1/9/10 (16-148)
7.27	Tony Dorsett, vs. L.A. Rams, 12/28/80 (22-160)
6.94	Calvin Hill, @ San Francisco, 12/23/72 (18-125)

**TOUCHDOWNS****Career**

19	Emmitt Smith, 1990-99
9	Tony Dorsett, 1977-85
4	Duane Thomas, 1970-71

**Game**

3	Emmitt Smith, vs. Green Bay, 1/14/96
2	Eight times, last by Emmitt Smith, vs. Minnesota, 12/28/96

**Opponent, Game**

3	Larry Schreiber, @ San Francisco, 12/23/72
2	Four times, last by Eric Dickerson, @ L.A. Rams, 1/4/86

**Most Consecutive Games Rushing for Touchdown**

8	Emmitt Smith, 1993-96
3	Duane Thomas, 1971-72
3	Tony Dorsett, 1977-78
3	Tony Dorsett, 1981-82
3	Emmitt Smith, 1992

**PASSING****ATTEMPTS****Career**

502	Troy Aikman, 1989-99
410	Roger Staubach, 1969-79
360	Danny White, 1976-88

**Game**

53	Danny White, vs. L.A. Rams, 12/26/83
53	Troy Aikman, @ San Francisco, 1/15/95
49	Troy Aikman, vs. Arizona, 1/2/99

**Game, Opponent**

50	Jim Kelly, vs. Buffalo, 1/30/94
49	Neil O'Donnell, vs. Pittsburgh, 1/28/96
45	Brett Favre, vs. Green Bay, 1/16/94
45	Steve Young, vs. San Francisco, 1/22/94

**Career**

320	Troy Aikman, 1989-99
223	Roger Staubach, 1969-79
206	Danny White, 1976-88

**Game**

32	Danny White, vs. L.A. Rams, 12/26/83
30	Troy Aikman, @ San Francisco, 1/15/95
28	Troy Aikman, vs. Green Bay, 1/16/94

**Opponent, Game**

31	Jim Kelly, vs. Buffalo, 1/30/94
29	Erik Kramer, @ Detroit, 1/5/92
28	Brett Favre, vs. Green Bay, 1/16/94
28	Neil O'Donnell, vs. Pittsburgh, 1/28/96

**Consecutive Passes Completed**

10	Troy Aikman, vs. Pittsburgh, 1/28/96
8	Danny White, vs. Green Bay, 1/16/83
8	Troy Aikman, vs. Buffalo, 1/31/93

**COMPLETION PERCENTAGE****Career (150 attempts)**

63.75	Troy Aikman, 1989-99 (320 of 502)
57.22	Danny White, 1976-88 (206 of 360)
54.39	Roger Staubach, 1969-79 (223 of 410)

**Game (20 attempts)**

76.67	Troy Aikman, vs. Green Bay, 1/8/95 (23 of 30)
75.68	Troy Aikman, vs. Green Bay, 1/16/94 (28 of 37)
73.33	Troy Aikman, vs. Buffalo, 1/31/93 (22 of 30)

**YARDS GAINED****Career**

3,849	Troy Aikman, 1989-99
2,791	Roger Staubach, 1969-79
2,284	Danny White, 1976-88

**Game**

380	Troy Aikman, @ San Francisco, 1/15/95
337	Troy Aikman, vs. Green Bay, 1/8/95
330	Danny White, vs. L.A. Rams, 12/26/83

**Game, Opponent**

341	Erik Kramer, @ Detroit, 1/5/92
332	Lynn Dickey, vs. Green Bay, 1/16/83
320	Steve Bartkowski, @ Atlanta, 1/4/81

**Most Games, 300 or More Passing Yards, Career**

4	Troy Aikman, 1991-95
3	Danny White, 1976-88

**Longest Pass Completion (All TDs)**

94	Troy Aikman (to Harper), vs. Green Bay, 1/8/95
86	Don Meredith (to Hayes), vs. Cleveland, 12/24/67
83	Roger Staubach (to D. Pearson), vs. L.A. Rams, 12/23/73

**Opponent, Longest Pass Completion****(All TDs except as noted)**

76	Michael Vick (to Jeremy Maclin), vs. Philadelphia, 1/9/10
75	Frank Ryan (to Paul Warfield), vs. Cleveland, 12/24/67
75	John Unitas (to John Mackey), vs. Baltimore, 1/17/71
75	Doug Williams (to Jimmie Giles), vs. Tampa Bay, 1/2/82 (no TD)

**TOUCHDOWNS****Career**

24	Roger Staubach, 1969-79
23	Troy Aikman, 1989-98
15	Danny White, 1976-88

**Game**

4	Roger Staubach, @ L.A. Rams, 1/4/76
4	Troy Aikman, vs. Buffalo, 1/31/93

**Opponent, Game**

4	Bart Starr, vs. Green Bay, 1/1/67
4	Terry Bradshaw, vs. Pittsburgh, 1/21/79
4	Brett Favre, @ Minnesota, 1/17/10

**Most Consecutive Games, Touchdown Pass**

5	Troy Aikman, 1992-93
5	Troy Aikman, 1994-95
4	Danny White, 1982-83

**HAD INTERCEPTED****Career**

19	Roger Staubach, 1969-79
17	Troy Aikman, 1989-99
16	Danny White, 1976-88

**Game**

4	Roger Staubach, vs. Minnesota, 12/30/73
3	Ten times, last Troy Aikman, vs. Arizona, 1/2/99

**Opponent, Game**

4	Bob Avellini, vs. Chicago, 12/26/77
4	Craig Morton, vs. Denver, 1/15/78
4	Doug Williams, vs. Tampa Bay, 1/2/82

**Most Consecutive Passes Attempted, None Intercepted**

111	Troy Aikman, 1991-93
102	Roger Staubach, 1969-1973
88	Troy Aikman, 1994-96

**Most Attempts, No Interceptions, Game**

35	Tony Romo, vs. Philadelphia, 1/9/10
34	Troy Aikman, @ San Francisco, 1/17/93
33	Troy Aikman, vs. Green Bay, 1/14/96

**Most Attempts, No Interceptions, Opponent**

38	Erik Kramer, @ Detroit, 1/5/92
30	Vince Ferragamo, vs. L.A. Rams, 12/26/83
30	Randall Cunningham, vs. Philadelphia, 1/10/93

## TIMES SACKED

Game	
7	Roger Staubach, vs. L.A. Rams, 12/23/73
7	Roger Staubach, vs. Pittsburgh, 1/18/76
6	Tony Romo, @ Minnesota, 1/17/10

## Opponent, Game

5	John Hadl, vs. L.A. Rams, 12/23/73
5	Ron Jaworski, vs. L.A. Rams, 1/4/76
5	Steve Bartkowski, @ Atlanta, 12/30/78
5	Randall Cunningham, vs. Philadelphia, 1/10/93

## PASS RECEIVING

## RECEPTIONS

## Career

87	Michael Irvin, 1988-98
67	Drew Pearson, 1973-83
62	Jay Novacek, 1990-95

## Game

12	Michael Irvin, @ San Francisco, 1/15/95
11	Jay Novacek, vs. Green Bay, 1/8/95
10	Jason Witten, @ Minnesota, 1/17/10

## Opponent, Game

10	Andre Hastings, vs. Pittsburgh, 1/28/96
9	Tom Waddle, @ Chicago, 12/29/91
9	Edgar Bennett, vs. Green Bay, 1/16/94

## Most Consecutive Games, Pass Reception

22	Drew Pearson, 1973-83
16	Michael Irvin, 1991-98
13	Jay Novacek, 1991-95

## YARDS

## Career

1,315	Michael Irvin, 1988-98
1,105	Drew Pearson, 1973-83
655	Alvin Harper, 1991-94

## Game

192	Michael Irvin, @ San Francisco, 1/15/95
163	Raghib Ismail, @ Minnesota, 1/9/00
144	Bob Hayes, vs. Cleveland, 12/24/67

## Game, Opponent

161	Lynn Swann, vs. Pittsburgh, 1/18/76
152	Andre Reed, vs. Buffalo, 1/31/93
146	Charlie Taylor, vs. Washington, 12/31/72
146	Jeremy Maclin, vs. Philadelphia, 1/9/10

## Longest Pass Reception (All TDs)

94	Alvin Harper (from Akman), vs. Green Bay, 1/8/95
86	Bob Hayes (from Meredith), vs. Cleveland, 12/24/67
83	Drew Pearson (from Staubach), vs. L.A. Rams, 12/23/73

## Longest Pass Reception, Opponent

76	Jeremy Maclin (from Michael Vick), vs. Philadelphia, 1/9/10 (TD)
75	Paul Warfield (from Frank Ryan), vs. Cleveland, 12/24/67 (TD)
75	John Mackey (from Johnny Unitas), vs. Baltimore, 1/17/71 (TD)
75	Jimmie Giles (from Doug Williams), vs. Tampa Bay, 1/2/82

## Most Games, 100 or More Yards Receiving, Career

6	Michael Irvin, 1988-98
2	Tony Hill, 1977-86
2	Alvin Harper, 1991-94

## AVERAGE GAIN

## Career (20 receptions)

27.3	Alvin Harper, 1991-94 (24-655)
16.5	Drew Pearson, 1973-83 (67-1,105)
15.8	Butch Johnson, 1976-83 (25-394)

## Game (3 receptions)

39.0	Alvin Harper, @ San Francisco, 1/17/93 (3-117)
34.0	Frank Clarke, vs. Green Bay, 1/1/67 (3-102)
29.3	Alvin Harper, @ Chicago, 12/29/91 (3-88)

## TOUCHDOWNS

## Career

8	Drew Pearson, 1973-83
8	Michael Irvin, 1988-98
6	Jay Novacek, 1990-95

## Game

3	Preston Pearson, @ L.A. Rams, 1/4/76
---	--------------------------------------

## Game, Opponent

3	Sidney Rice, @ Minnesota, 1/17/10
2	Nine times, last by Amani Toomer, vs. N.Y. Giants, 1/13/08

## Most Consecutive Games, Touchdown

3	Alvin Harper, 1992-93
3	Jay Novacek, 1992-93
3	Michael Irvin, 1994-95

## RUSHING-RECEIVING

## ATTEMPTS

## Career

395	Emmitt Smith, 1990-99 (349-ru, 46-re)
348	Tony Dorsett, 1977-85 (302-ru, 46-re)
188	Robert Newhouse, 1972-83 (174-ru, 14-re)

## Game

37	Emmitt Smith, vs. Green Bay, 1/14/96 (35-ru, 2-re)
34	Emmitt Smith, vs. Buffalo, 1/30/94 (ru-30, re-4)
30	Tony Dorsett, vs. Green Bay, 1/16/83 (ru-27, re-3)

## YARDS

## Career

1,928	Emmitt Smith, 1990-99 (1,586-ru, 342-re)
1,786	Tony Dorsett, 1977-85 (1,383-ru, 403-re)
1,315	Michael Irvin, 1988-98 (0-ru, 1,315-re)

## Game

192	Michael Irvin, @ San Francisco, 1/15/95 (re-192)
188	Tony Dorsett, vs. L.A. Rams, 12/28/80 (ru-160, re-28)
178	Felix Jones, vs. Philadelphia, 1/9/10 (ru-148, re-30)

## PUNTING

## PUNTS

## Career (25 punts)

84	Danny White, 1976-85
51	Ron Widby, 1968-71
33	John Jett, 1993-96

## Game

9	Ron Widby, vs. Baltimore, 1/17/71
8	Five times, last by Danny White, vs. L.A. Rams, 12/30/79

## Game, Opponent

8	Donny Anderson, @ Green Bay, 12/31/67
8	Herman Weaver, vs. Detroit, 12/26/70
8	Neil Clabo, @ Minnesota, 1/1/78
8	Tom Hutton, vs. Philadelphia, 1/7/96
8	Scott Player, vs. Arizona, 1/2/99

## Longest Punt

65	Ron Widby, vs. Detroit, 12/26/70
62	Mat McBriar, @ Seattle, 1/6/07
61	Mat McBriar, vs. Philadelphia, 1/9/10

## Longest Punt, Opponent

64	Dave Chapple, vs. L.A. Rams, 12/23/73
62	Craig Henrich, vs. Green Bay, 1/8/95
61	Herman Weaver, vs. Detroit, 12/26/70
61	Chris Kluge, @ Minnesota, 1/17/10

## AVERAGE GROSS YARDS

## Career (25 punts)

43.5	Mike Saxon, 1985-92
42.9	John Jett, 1993-96
40.1	Ron Widby, 1968-71

## Game (4 punts)

48.4	Mat McBriar, @ Seattle, 1/6/07 (5-242)
47.3	Mat McBriar, vs. N.Y. Giants, 1/13/08 (4-189)
46.9	Mike Saxon, @ L.A. Rams, 1/4/86 (7-328)

## Game, Opponent (4 punts)

50.6	Sav Rocca, vs. Philadelphia, 1/9/10 (5-253)
48.8	Herman Weaver, vs. Detroit, 12/26/70 (8-391)
45.6	Chris Kluge, @ Minnesota, 1/17/10 (5-228)

## HAD BLOCKED

## Career

1	Mike Saxon, 1986-1992
1	John Jett, 1993-95

## Most Consecutive Punts, None Blocked

84	Danny White, 1976-83
60	Ron Widby, 1968-72
24	Marv Bateman, 1972-75

## Career

## INSIDE 20

21	Danny White, 1976-83
10	Mat McBriar, 2004-09
9	Ron Widby, 1968-72



<b>Game</b>	
5	Mat McBriar, vs. Philadelphia, 1/9/10
4	Toby Gowin, vs. Arizona, 1/2/99
3	Five times, last by Mat McBriar, vs. N.Y. Giants, 1/13/08

### PUNT RETURNS

#### RETURNS

<b>Career</b>	
19	Butch Johnson, 1976-83
16	James Jones, 1980-82
12	Bob Hayes, 1965-74
<b>Game</b>	
5	James Jones, vs. L.A. Rams, 12/28/80
5	Ron Fellows, vs. Tampa Bay, 1/9/83
4	Seven times, last by Joey Galloway, @ Carolina, 1/3/04
<b>Game, Opponent</b>	
6	John Sciarra, @ Philadelphia, 1/11/81
5	Lem Barney, vs. Detroit, 12/26/70

#### FAIR CATCHES

<b>Career</b>	
10	Bob Hayes, 1966-72
8	Lance Rentzel, 1967-69
8	Cliff Harris, 1970-79
<b>Game</b>	
4	Lance Rentzel, @ Cleveland, 12/21/68
4	Cliff Harris, @ San Francisco, 12/23/72
3	Lance Rentzel, @ Green Bay, 12/31/67
3	Golden Richards, vs. Pittsburgh, 1/18/76
3	Gordon Banks, @ L.A. Rams, 1/4/86

<b>Game, Opponent</b>	
4	Bobby Bryant, @ Minnesota, 12/25/71
3	Bobby Bryant, vs. Minnesota, 12/30/73

#### YARDS GAINED

<b>Career</b>	
208	Butch Johnson, 1976-83
151	Bob Hayes, 1965-74
147	James Jones, 1980-82
<b>Game</b>	
141	Bob Hayes, vs. Cleveland, 12/24/67
81	James Jones, vs. L.A. Rams, 12/20/80
64	Butch Johnson, vs. L.A. Rams, 12/19/76
<b>Game, Opponent</b>	
69	John Sciarra, @ Philadelphia, 1/11/81
59	Reggie Brooks, vs. Green Bay, 1/16/94
54	Antonio Freeman, vs. Green Bay, 1/14/96
<b>Longest Punt Return</b>	
68	Bob Hayes, vs. Cleveland, 12/24/67
64	Bob Hayes, vs. Cleveland, 12/24/67
63	Golden Richards, vs. Minnesota, 12/30/73 (TD)
<b>Longest Punt Return, Opponent</b>	
43	Reggie Brooks, vs. Green Bay, 1/16/94
39	Antonio Freeman, vs. Green Bay, 1/14/96
30	Jim Bertelsen, vs. Rams, 12/23/73

#### AVERAGE YARDAGE

<b>Career (10 returns)</b>	
12.6	Bob Hayes, 1965-74 (12-151)
11.0	Butch Johnson, 1976-83 (19-208)
9.2	James Jones, 1980-82 (16-147)
<b>Game (3 returns)</b>	
47.0	Bob Hayes, vs. Cleveland, 12/24/67 (3-141)
18.7	Patrick Crayton, vs. Philadelphia, 1/9/10 (3-56)
16.2	James Jones, vs. L.A. Rams, 12/20/80 (5-81)
<b>Game, Opponents (3 returns)</b>	
13.5	Antonio Freeman, vs. Green Bay, 1/14/96 (4-54)
13.0	Jim Bertelsen, vs. L.A. Rams, 1/23/73 (4-52)
11.5	John Sciarra, @ Philadelphia, 1/11/81 (6-69)

#### TOUCHDOWNS

<b>Game</b>	1 Golden Richards, vs. Minnesota, 12/30/73
<b>Game, Opponent</b>	None

### KICKOFF RETURNS

#### RETURNS

<b>Career</b>	
23	Kevin Williams, 1993-96
13	James Jones, 1980-82, 1984-85
12	Butch Johnson, 1976-83
<b>Game</b>	
7	Michael Bates, @ Carolina 1/3/04
6	Kevin Williams, @ San Francisco, 1/15/95
5	Kevin Ogletree, @ Minnesota, 1/17/10

<b>Game, Opponent</b>	
7	Del Rodgers, vs. Green Bay, 1/16/83
7	Antonio Freeman, vs. Green Bay, 1/14/96

#### YARDS

<b>Career</b>	
505	Kevin Williams, 1993-96
267	James Jones, 1980-82, 1984-85
243	Cliff Harris, 1970-79
<b>Game</b>	
172	Michael Bates, @ Carolina 1/3/04
136	Miles Austin, @ Seattle, 1/6/07
130	Kevin Williams, @ San Francisco, 1/15/95
<b>Game, Opponent</b>	
155	Michael Bates, @ Carolina, 1/5/97
148	Del Rodgers, vs. Green Bay, 1/16/83
148	Antonio Freeman, vs. Green Bay, 1/14/96
<b>Longest Kickoff Return</b>	
93	Miles Austin, @ Seattle, 1/6/07 (TD)
89	Rod Hill, vs. Green Bay, 1/9/83
50	Kevin Williams, vs. Buffalo, 1/30/94
<b>Longest Kickoff Return, Opponent</b>	
97	Vic Washington, vs. San Francisco, 12/23/72 (TD)
67	Rick Upchurch, vs. Denver, 1/15/78
61	Clinton Jones, @ Minnesota, 12/25/71

#### AVERAGE YARDAGE

<b>Career (10 returns)</b>	
22.1	Cliff Harris, 1970-79 (11-243)
22.0	Kevin Williams, 1993-96 (23-505)
21.5	Kevin Martin, 1987-92 (11-237)
<b>Game (3 returns)</b>	
45.3	Miles Austin, @ Seattle, 1/6/07 (3-136)
39.3	Rod Hill, vs. Green Bay, 1/9/83 (3-118)
29.3	Kevin Williams, vs. Green Bay, 1/8/95 (3-88)
<b>Game, Opponent (3 returns)</b>	
45.3	Vic Washington, vs. San Francisco, 12/23/72 (3-136)
31.3	Rick Upchurch, vs. Denver, 1/15/78 (3-94)
31.0	Michael Bates, @ Carolina, 1/5/97 (5-155)
31.0	Domenik Hixon, vs. N.Y. Giants, 1/13/08 (3-93)

#### TOUCHDOWNS

<b>Game</b>	1 Miles Austin, @ Seattle, 1/6/07
<b>Game, Opponent</b>	1 Vic Washington, vs. San Francisco, 12/23/72

### INTERCEPTIONS BY

#### INTERCEPTIONS

<b>Career</b>	
9	Charlie Waters, 1970-78, 80-81
7	Dennis Thurman, 1978-85
6	Cliff Harris, 1970-79
<b>Game</b>	
3	Charlie Waters, vs. Chicago, 12/26/77
3	Dennis Thurman, vs. Green Bay, 1/16/83
2	Seven times, last by Larry Brown, vs. Pittsburgh, 1/28/96
<b>Game, Opponent</b>	
2	Skip Vanderhurd, @ San Francisco, 12/23/72
2	Bobby Bryant, vs. Minnesota, 12/30/73
2	Eric Davis, @ San Francisco, 1/15/95
2	Aeneas Williams, vs. Arizona, 1/2/99
<b>Most Consecutive Games Intercept Pass</b>	
3	Mel Renfro, 1970
3	Randy Hughes, 1977-78

#### YARDS GAINED

<b>Career</b>	
126	Dennis Thurman, 1978-85
124	Charlie Waters, 1970-78, 80-81
105	Larry Brown, 1991-95
<b>Game</b>	
77	Larry Brown, vs. Pittsburgh, 1/28/96
68	Thomas Henderson, @ L.A. Rams, 1/7/79
60	Cornell Green, vs. Cleveland, 1/24/67
<b>Game, Opponent</b>	
94	LeRoy Irvin, vs. L.A. Rams, 12/26/83
88	Walt Sumner, vs. Cleveland, 12/28/69
63	Bobby Bryant, vs. Minnesota, 12/30/73
<b>Longest Return (all TDs except as noted)</b>	
68	Thomas Henderson, @ L.A. Rams, 1/7/79
60	Cornell Green, vs. Cleveland, 1/24/67
44	Larry Brown, vs. Pittsburgh, 1/28/96 (no TD)
<b>Longest Return, Opponents (all TDs except as noted)</b>	
94	LeRoy Irvin, vs. L.A. Rams, 12/26/83 (no TD)
88	Walt Sumner, vs. Cleveland, 12/28/64
63	Bobby Bryant, vs. Minnesota, 12/30/73

## FUMBLES

## OPPONENTS' FUMBLES RECOVERED

## Career

- 4 Cliff Harris, 1970-79
- 3 Charlie Waters, 1970-78, 1980-81

## Game

- 2 Charlie Waters, vs. Detroit, 12/26/70
- 2 Harvey Martin, vs. Minnesota, 1/1/78
- 2 Randy Hughes, vs. Denver, 1/15/78
- 2 Jimmie Jones, vs. Buffalo, 1/31/93
- 2 Bobby Carpenter, vs. Philadelphia, 1/9/10

## Longest Fumble Returns (All TDs except as noted)

- 64 Leon Lett, vs. Buffalo, 1/31/93 (no TD)
- 46 James Washington, vs. Buffalo, 1/30/94
- 44 Chuck Howley, @ Cleveland, 12/21/68

## Longest Fumble Returns, Opponent (All TDs)

- 60 Hugh Green, vs. Tampa Bay, 1/9/83
- 18 Jim Grabowski, vs. Green Bay, 1/1/67

## OPPONENTS' FUMBLE RETURNED FOR TOUCHDOWNS

## Career

- 1 George Andrie, 1962-72
- 1 Chuck Howley, 1961-73
- 1 Mike Hegman, 1976-88
- 1 Ken Norton, 1989-93
- 1 Jimmie Jones, 1990-93
- 1 James Washington, 1990-93

## SACKS

## TOTAL SACKS

## Game

- 3 Tony Casillas, @ San Francisco, 1/17/93

## Game, Opponent

- 3 Gary Jeter, @ L.A. Rams, 1/4/86
- 3 Ray Edwards, @ Minnesota, 1/17/10

## BLOCKED KICKS

## BLOCKED PUNTS

## Game

- 1 Darrick Brownlow, vs. Chicago, 12/29/91

## Game, Opponent

- 1 Steve Tasker, vs. Buffalo, 1/31/93
- 1 Bernardo Harris, vs. Green Bay, 1/14/96

## Cowboys Team Playoff Records

## SINGLE GAME

## SCORING

## Most Points

- 52 vs. Cleveland, 12/24/67 (Dallas 52, Cleveland 14)
- 52 vs. Buffalo, 1/31/93 (Dallas 52, Buff. 17)
- 40 vs. Minnesota, 12/28/96 (Dallas 40, Minn. 15)

## Most Points, Opponent

- 38 vs. Cleveland, 12/28/69 (Cleveland 38, Dallas 14)
- 38 @ Detroit, 1/5/92 (Detroit 38, Dallas 6)
- 38 @ San Francisco, 1/15/95 (S.F. 38, Dallas 28)

## Fewest Points

- 0 @ L.A. Rams, 1/4/86 (L.A. Rams 20, Dallas 0)
- 3 @ Washington, 12/31/72 (Wash. 26, Dallas 3)
- 3 @ Minnesota, 1/17/10 (Minnesota 34, Dallas 3)

## Fewest Points, Opponent

- 0 vs. Detroit, 12/26/70 (Dallas 5, Detroit 0)
- 0 @ L.A. Rams, 1/7/79 (Dallas 28, L.A. Rams 0)
- 0 vs. Tampa Bay, 1/2/82 (Dallas 38, Tampa Bay 0)

## Most Decisive Win

- 38 vs. Tampa Bay, 1/2/82 (Dallas 38, Tampa Bay 0)
- 38 vs. Cleveland, 12/24/67 (Dallas 52, Cleveland 14)
- 35 vs. Buffalo, 1/31/93 (Dallas 52, Buff. 17)

## Most Decisive Loss

- 32 @ Detroit, 1/5/92 (Detroit 38, Dallas 6)
- 31 @ Minnesota, 1/17/10 (Minnesota 34, Dallas 3)
- 24 vs. Cleveland, 12/28/69 (Cleveland 38, Dallas 14)

## Most Points, Both Teams

- 69 vs. Buffalo, 1/31/93 (Dallas 52, Buff. 17)
- 66 vs. Cleveland, 12/24/67 (Dallas 52, Cleveland 14)
- 66 vs. Pittsburgh, 1/21/79 (Pittsburgh 35, Dallas 31)
- 66 @ San Francisco, 1/15/95 (S.F. 38, Dallas 28)

## FIRST DOWNS

## Most First Downs

- 29 vs. L.A. Rams, 12/28/80
- 29 vs. Tampa Bay, 1/9/83
- 29 @ San Francisco, 1/15/95

## Most First Downs, Opponent

- 26 @ San Francisco, 1/10/82
- 26 @ Chicago, 12/29/91
- 25 vs. Pittsburgh, 1/28/96

## Most First Downs, Both Teams

- 48 @ San Francisco, 1/17/93
- 48 @ San Francisco, 1/15/95
- 47 vs. San Francisco, 1/23/94

## Fewest First Downs

- 8 @ Washington, 12/31/72
- 9 vs. Minnesota, 12/30/73
- 9 vs. Baltimore, 1/17/71

## Fewest First Downs, Opponent

- 7 vs. Detroit, 12/26/70
- 8 vs. Tampa Bay, 1/9/83
- 9 vs. San Francisco, 1/2/72
- 9 @ L.A. Rams, 1/4/76

## Fewest First Downs, Both Teams

- 21 vs. Detroit, 12/26/70
- 23 vs. Baltimore, 1/17/71
- 24 @ Washington, 12/31/72

## Most First Downs, Rushing

- 19 vs. L.A. Rams, 12/28/80
- 16 @ San Francisco, 1/3/71
- 16 vs. Minnesota, 12/28/96

## Most First Downs, Rushing, Opponent

- 14 vs. Minnesota, 12/30/73
- 13 @ Philadelphia, 1/11/81
- 12 @ Chicago, 12/29/91

## Fewest First Downs, Rushing

- 2 @ Washington, 1/22/83
- 3 Four times, last @ Carolina, 1/3/04

## Fewest First Downs, Rushing, Opponent

- 0 vs. Philadelphia, 1/9/10
- 1 @ L.A. Rams, 1/4/76
- 2 Six times, last vs. Arizona, 1/2/99

## Most First Downs, Passing

- 20 vs. L.A. Rams, 12/26/83
- 19 vs. Tampa Bay, 1/2/82
- 19 @ Washington, 1/22/83

## Most First Downs, Passing, Opponent

- 19 @ Detroit, 1/5/92
- 17 @ San Francisco, 1/10/82
- 16 Three times, last vs. Green Bay, 1/16/94

## Fewest First Downs, Passing

- 3 vs. Detroit, 12/26/70
- 3 @ Washington, 12/31/72
- 4 vs. L.A. Rams, 12/23/73

## Fewest First Downs, Passing, Opponent

- 1 vs. Denver, 1/15/78
- 3 vs. L.A. Rams, 1/4/86
- 4 vs. Atlanta, 12/30/78
- 4 vs. Tampa Bay, 1/9/83



**Most First Downs, Penalty**

- 4 @ Carolina, 1/5/97
- 4 vs. Philadelphia, 1/9/10
- 3 vs. Green Bay, 1/8/95
- 3 @ San Francisco, 1/15/95
- 3 vs. Arizona, 1/2/99

**Most First Downs, Penalty, Opponent**

- 4 vs. Baltimore, 1/17/71
- 4 vs. Buffalo, 1/31/93
- 4 @ Seattle, 1/6/07
- 4 vs. Philadelphia, 1/9/10

**NET YARDS GAINED RUSHING AND PASSING****Most Yards Gained**

- 528 vs. L.A. Rams, 12/28/80
- 456 vs. Tampa Bay, 1/9/83
- 451 @ San Francisco, 1/15/95

**Most Yards Gained, Opponent**

- 466 vs. Green Bay, 1/6/83
- 421 @ Detroit, 1/5/92
- 415 @ San Francisco, 1/17/93

**Most Yards Gained, Both Teams**

- 841 vs. Green Bay, 1/6/83
- 831 @ San Francisco, 1/17/93
- 788 vs. L.A. Rams, 12/28/80

**Fewest Yards Gained**

- 153 vs. Minnesota, 12/30/73
- 169 @ Washington, 12/31/72
- 183 vs. Minnesota, 12/25/71

**Fewest Yards Gained, Opponent**

- 118 @ L.A. Rams, 1/4/76
- 156 vs. Detroit, 12/26/70
- 156 vs. Denver, 1/15/78

**Fewest Yards Gained, Both Teams**

- 387 @ Green Bay, 12/31/67
- 387 vs. Detroit, 12/26/70
- 459 vs. Minnesota, 12/30/73

**RUSHING****ATTEMPTS****Most Rushing Attempts**

- 51 @ San Francisco, 1/3/71
- 50 vs. Detroit, 12/26/70
- 50 @ L.A. Rams, 1/4/76

**Most Rushing Attempts, Opponent**

- 49 vs. L.A. Rams, 12/19/76
- 47 vs. Minnesota, 12/30/73
- 46 vs. Pittsburgh, 1/18/76

**Fewest Rushing Attempts**

- 16 @ Minnesota, 1/9/00
- 18 @ L.A. Rams, 1/4/86
- 18 @ Carolina, 1/3/04

**Fewest Rushing Attempts, Opponent**

- 12 vs. Green Bay, 1/14/96
- 13 vs. Green Bay, 1/16/94
- 13 vs. Philadelphia, 1/9/10

**YARDS****Most Yards Gained Rushing**

- 338 vs. L.A. Rams, 12/28/80
- 255 vs. Minnesota, 12/28/96
- 252 vs. Miami, 1/16/72

**Most Yards Gained Rushing, Opponent**

- 269 @ L.A. Rams, 1/4/86
- 263 @ Philadelphia, 1/11/81
- 203 vs. Minnesota, 12/30/73

**Most Yards Gained Rushing, Both Teams**

- 430 vs. L.A. Rams, 12/28/80
- 349 @ Philadelphia, 1/11/81
- 337 vs. Cleveland, 12/24/67

**Fewest Yards Gained Rushing**

- 56 vs. Pittsburgh, 1/28/96
- 61 @ L.A. Rams, 1/4/86
- 63 vs. L.A. Rams, 12/26/83

**Fewest Yards Gained Rushing, Opponent**

- 22 vs. L.A. Rams, 12/19/76
- 31 vs. Green Bay, 1/16/94
- 48 vs. Green Bay, 1/14/96

**Fewest Yards Gained Rushing, Both Teams**

- 128 vs. Green Bay, 1/16/94
- 157 vs. L.A. Rams, 12/26/83
- 159 vs. Pittsburgh, 1/28/96

**PASSING****ATTEMPTS****Most Passes Attempted**

- 53 vs. L.A. Rams, 12/26/83
- 53 @ San Francisco, 1/15/95
- 49 vs. Arizona, 1/2/99

**Most Passes Attempted, Opponent**

- 50 vs. Buffalo, 1/30/94
- 49 vs. Pittsburgh, 1/28/96
- 46 vs. Green Bay, 1/8/95

**Most Passes Attempted, Both Teams**

- 85 vs. Arizona, 1/2/99
- 84 vs. L.A. Rams, 12/26/83
- 82 vs. Green Bay, 1/16/94
- 82 @ San Francisco, 1/15/95

**Fewest Passes Attempted**

- 14 @ Minnesota, 12/25/71
- 14 vs. Chicago, 12/24/77
- 15 vs. Cleveland, 12/24/67

**Fewest Passes Attempted, Opponent**

- 18 @ Washington, 12/31/72
- 18 vs. N.Y. Giants, 1/13/08
- 19 vs. Pittsburgh, 1/18/76
- 20 vs. Detroit, 12/26/70

**Fewest Passes Attempted, Both Teams**

- 38 vs. Detroit, 12/26/70
- 39 @ Washington, 12/31/72
- 39 vs. L.A. Rams, 12/23/73

**COMPLETIONS****Most Passes Completed**

- 32 vs. L.A. Rams, 12/26/83
- 30 @ San Francisco, 1/15/95
- 28 vs. Green Bay, 1/16/94

**Most Passes Completed, Opponent**

- 31 vs. Buffalo, 1/30/94
- 29 @ Detroit, 1/5/92
- 28 vs. Green Bay, 1/16/94
- 28 vs. Pittsburgh, 1/28/96

**Most Passes Completed, Both Teams**

- 56 vs. Green Bay, 1/16/94
- 50 vs. Buffalo, 1/30/94
- 49 @ San Francisco, 1/17/93

**Fewest Passes Completed**

- 4 vs. Detroit, 12/26/70
- 7 @ San Francisco, 1/3/71
- 8 vs. L.A. Rams, 12/23/73
- 8 vs. Chicago, 12/26/77

**Fewest Passes Completed, Opponent**

- 6 @ L.A. Rams, 1/4/86
- 7 Detroit, 12/26/70
- 7 vs. L.A. Rams, 12/23/73

**Fewest Passes Completed, Both Teams**

- 11 vs. Detroit, 12/26/70
- 15 vs. L.A. Rams, 12/23/73
- 21 vs. L.A. Rams, 12/30/79
- 21 @ Philadelphia, 1/11/81

**YARDS****Most Yards Gained Passing**

- 352 @ San Francisco, 1/15/95
- 330 vs. Green Bay, 1/8/95
- 310 @ Atlanta, 1/4/81

**Most Yards Gained Passing, Opponent**

- 337 @ Detroit, 1/5/92
- 327 vs. Green Bay, 1/16/94
- 308 vs. Green Bay, 1/16/83

**Most Yards Gained Passing, Both Teams**

- 611 vs. Green Bay, 1/16/94
- 596 @ San Francisco, 1/17/93
- 595 @ Atlanta, 1/4/81

**Fewest Yards Gained, Passing**

22	vs. Detroit, 12/26/70
63	vs. Minnesota, 12/30/73
72	vs. San Francisco, 1/2/72

**Fewest Yards Gained, Passing, Opponent**

35	vs. Denver, 1/15/78
47	@ L.A. Rams, 1/4/86
52	vs. Atlanta, 12/30/78

**Fewest Yards Gained, Passing, Both Teams, Game**

102	vs. Detroit, 12/26/70
166	vs. Minnesota, 12/30/73
193	@ Philadelphia, 1/11/81

**SACKS****TOTAL SACKS****Most Sacks**

8	@ Green Bay, 12/31/67
5	Eight times, last vs. Philadelphia, 1/7/96

**Most Sacks, Opponent**

7	vs. L.A. Rams, 12/23/73
7	vs. Pittsburgh, 1/18/76
6	vs. San Francisco, 1/2/72
6	@ Minnesota, 1/17/10

**SACK YARDAGE****Most Sack Yardage**

76	@ Green Bay, 12/31/67
51	@ L.A. Rams, 1/4/76
45	vs. Philadelphia, 1/10/93

**Most Sack Yardage, Opponent**

52	vs. Pittsburgh, 1/21/79
44	vs. L.A. Rams, 12/23/73
42	vs. Pittsburgh, 1/18/76
42	@ Minnesota, 1/17/10

**INTERCEPTIONS****TOTAL INTERCEPTIONS****Most Interceptions**

5	@ L.A. Rams, 1/7/79
4	Five times, last vs. Buffalo, 1/31/93

**Most Interceptions, Opponent**

4	@ Cleveland, 12/21/68
4	vs. Minnesota, 12/30/73
3	Nine times, last vs. Arizona, 1/2/99

**YARDS****Most Yards**

123	@ L.A. Rams, 1/7/79
77	vs. Pittsburgh, 1/28/96
76	vs. Chicago, 12/26/77

**Most Yards, Opponent**

123	vs. Cleveland, 12/28/69
122	@ Carolina, 1/5/97
111	vs. L.A. Rams, 12/26/83

**PUNTING****TOTAL PUNTS****Most Punts**

9	vs. Baltimore, 1/17/71
8	Five times, last vs. L.A. Rams, 12/30/79

**Most Punts, Opponent**

8	@ Green Bay, 12/31/67
8	vs. Detroit, 12/26/70
8	vs. Minnesota, 1/1/78
8	vs. Philadelphia, 1/7/96
8	vs. Arizona, 1/2/99

**Fewest Punts**

1	@ San Francisco, 1/15/95
1	vs. Minnesota, 12/28/96
2	vs. Cleveland, 12/24/67
2	vs. L.A. Rams, 12/28/80

**Fewest Punts, Opponent**

1	vs. Cleveland, 12/28/69
1	@ Chicago, 12/29/91
1	@ San Francisco, 1/17/93
1	@ Carolina, 1/5/97

**AVERAGE YARDAGE****Highest Average Distance, Punting (4 punts)**

48.4	@ Seattle, 1/6/07
47.3	vs. N.Y. Giants, 1/13/08
46.9	@ L.A. Rams, 1/4/86

**Highest Average Distance, Punting, Opponent (4 punts)**

50.6	vs. Philadelphia, 1/9/10
48.8	vs. Detroit, 12/26/70
48.4	@ Carolina, 1/3/04

**PUNT RETURNS****TOTAL RETURNS****Most Punt Returns**

5	vs. Minnesota, 1/1/78
5	vs. L.A. Rams, 12/28/80
5	vs. Tampa Bay, 1/9/83

**Most Punt Returns, Opponent**

6	vs. Detroit, 12/26/70
6	@ Philadelphia, 1/11/81
5	Four times, last vs. Pittsburgh, 1/18/76

**YARDS GAINED****Most Yards, Punt Returns**

155	vs. Cleveland, 12/24/67
81	vs. L.A. Rams, 12/28/80
64	vs. L.A. Rams, 12/19/76

**Most Yards, Punt Returns, Opponent**

69	@ Philadelphia, 1/11/81
59	vs. Green Bay, 1/16/94
54	vs. Green Bay, 1/14/96

**KICKOFF RETURNS****TOTAL RETURNS****Most Kickoff Returns**

8	@ Carolina, 1/3/04
7	@ San Francisco, 1/15/95
7	@ Minnesota, 1/17/10

**Most Kickoff Returns, Opponent**

8	@ L.A. Rams, 1/4/76
8	vs. Chicago, 12/26/77
8	vs. Minnesota, 12/28/96

**YARDS GAINED****Most Yards, Kickoff Returns**

179	@ Carolina, 1/3/04
173	vs. Green Bay, 1/16/83
160	@ Seattle, 1/6/07

**Most Yards, Kickoff Returns, Opponent**

188	@ Minnesota, 12/25/71
173	vs. Denver, 1/15/78
167	@ L.A. Rams, 1/4/76

**FUMBLES****TOTAL FUMBLES****Most Fumbles**

6	vs. Denver, 1/15/78
6	vs. Atlanta, 12/30/78
5	@ Philadelphia, 1/11/81

**Most Fumbles, Opponent**

8	vs. Buffalo, 1/31/93
5	@ San Francisco, 12/23/72
5	vs. Minnesota, 1/1/78
5	vs. Baltimore, 1/17/71

**FUMBLES LOST****Most Fumbles Lost**

3	@ San Francisco, 12/23/72
3	vs. Atlanta, 12/30/78
3	@ Philadelphia, 1/11/81
3	@ L.A. Rams, 1/4/86
3	@ Minnesota, 1/9/00

**Most Fumbles Lost, Opponent**

5	vs. Buffalo, 1/31/93
4	vs. Baltimore, 1/17/71
4	vs. Denver, 1/15/78
4	vs. Minnesota, 12/28/96

**PENALTIES****TOTAL PENALTIES****Most Penalties**

14	vs. Philadelphia, 1/9/10
12	vs. Denver, 1/15/78
11	vs. L.A. Rams, 12/28/80
11	vs. N.Y. Giants, 1/13/08



**Most Penalties, Opponent**

- 11 vs. Green Bay, 1/14/96
- 10 vs. Tampa Bay, 1/2/82
- 9 vs. Philadelphia, 1/9/10

**Fewest Penalties**

- 2 Eight times, last @ Minnesota, 1/17/10

**Fewest Penalties, Opponent**

- 0 vs. Detroit, 12/26/70
- 0 vs. Miami, 1/16/72
- 0 vs. Pittsburgh, 1/18/76
- 0 @ Carolina, 1/3/04

**YARDS PENALIZED**

**Most Yards Penalized**

- 120 vs. Baltimore, 1/17/71
- 112 vs. Philadelphia, 1/9/10
- 98 @ San Francisco, 1/15/95

**Most Yards Penalized, Opponent**

- 116 vs. Philadelphia, 1/9/10
- 106 @ San Francisco, 1/10/82
- 105 vs. Tampa Bay, 1/2/82

**Fewest Yards Penalized**

- 10 vs. Cleveland, 12/24/67
- 10 @ Minnesota, 12/25/71
- 10 @ Minnesota, 1/17/10

**Fewest Yards Penalized, Opponent**

- 0 vs. Detroit, 12/26/70
- 0 vs. Miami, 1/16/72
- 0 vs. Pittsburgh, 1/18/76
- 0 @ Carolina, 1/3/04

**Largest Margin**

**VICTORY**

1. 38 pts, (52-14) vs. Cleveland, Dec. 24, 1967
- 38 pts, (38-0) vs. Tampa Bay, Jan. 2, 1982
3. 35 pts, (52-17) vs. Buffalo, Jan. 31, 1993
4. 30 pts, (37-7) @ Los Angeles, Jan. 4, 1976
- 30 pts, (37-7) vs. Chicago, Dec. 26, 1977

**DEFEAT**

1. 32 pts, (38-6) @ Detroit, Jan. 5, 1992
2. 31 pts, (34-3) @ Minnesota, Jan. 17, 2010
3. 24 pts, (38-14) vs. Cleveland, Dec. 28, 1969
4. 23 pts, (26-3) @ Washington, Dec. 31, 1972
5. 20 pts, (20-0) @ Los Angeles, Jan. 4, 1986

**Cowboys Big Playoff Days**

**100-YARD RUSHING GAMES**

160 yards	— Tony Dorsett vs. L.A. Rams.....	December 28, 1980
150 yards	— Emmitt Smith vs. Green Bay.....	January 14, 1996
148 yards	— Felix Jones vs. Philadelphia.....	January 9, 2010
143 yards	— Duane Thomas @ San Francisco.....	January 3, 1971
135 yards	— Duane Thomas vs. Detroit.....	December 26, 1970
132 yards	— Emmitt Smith vs. Buffalo.....	January 30, 1994
129 yards	— Marion Barber vs. N.Y. Giants.....	January 13, 2008
125 yards	— Calvin Hill @ San Francisco.....	December 23, 1972
116 yards	— Emmitt Smith vs. Minnesota.....	December 28, 1996
114 yards	— Emmitt Smith vs. Philadelphia.....	January 10, 1993
114 yards	— Emmitt Smith @ San Francisco.....	January 17, 1993
112 yards	— Julius Jones @ Seattle.....	January 6, 2007
110 yards	— Tony Dorsett vs. Tampa Bay.....	January 9, 1983
108 yards	— Don Perkins vs. Green Bay.....	January 1, 1967
108 yards	— Emmitt Smith vs. Buffalo.....	January 31, 1993
105 yards	— Emmitt Smith @ Chicago.....	December 29, 1991
101 yards	— Tony Dorsett @ L.A. Rams.....	January 7, 1979

**300-YARD PASSING GAMES**

380 yards	— Troy Aikman @ San Francisco.....	January 15, 1995
337 yards	— Troy Aikman vs. Green Bay.....	January 8, 1995
330 yards	— Danny White vs. L.A. Rams.....	December 26, 1983
322 yards	— Danny White @ Atlanta.....	January 4, 1981
322 yards	— Troy Aikman @ San Francisco.....	January 17, 1993
312 yards	— Danny White vs. Tampa Bay.....	January 9, 1983
302 yards	— Troy Aikman vs. Green Bay.....	January 16, 1994

**100-YARD RECEIVING GAMES**

192 yards	— Michael Irvin @ San Francisco.....	January 15, 1995
163 yards	— Raghbi Ismail @ Minnesota.....	January 9, 2000
144 yards	— Bob Hayes vs. Cleveland.....	December 24, 1967
142 yards	— Tony Hill vs. Green Bay.....	January 16, 1983
136 yards	— Billy Parks @ San Francisco.....	December 23, 1972
126 yards	— Michael Irvin vs. Green Bay.....	January 16, 1994
124 yards	— Kevin Williams vs. Philadelphia.....	January 7, 1996
123 yards	— Preston Pearson @ L.A. Rams.....	January 4, 1976
117 yards	— Alvin Harper @ San Francisco.....	January 17, 1993
115 yards	— Tony Hill vs. L.A. Rams.....	December 26, 1983
114 yards	— Michael Irvin vs. Buffalo.....	January 31, 1993
111 yards	— Michael Irvin vs. Green Bay.....	January 8, 1995
108 yards	— Alvin Harper vs. Green Bay.....	January 8, 1995
104 yards	— Jay Novacek vs. Green Bay.....	January 8, 1995
103 yards	— Michael Irvin vs. Minnesota.....	December 28, 1996
102 yards	— Frank Clarke vs. Green Bay.....	January 1, 1967
100 yards	— Michael Irvin vs. Green Bay.....	January 14, 1996

# Cowboys Longest Playoff Plays

## LONG RUNS FROM SCRIMMAGE

73 yards	— Felix Jones vs. Philadelphia (TD).....	January 9, 2010
65 yards	— Emmitt Smith @ Minnesota.....	January 9, 2000
53 yards	— Tony Dorsett @ L.A. Rams.....	January 7, 1979
48 yards	— Calvin Hill @ San Francisco.....	December 23, 1972
38 yards	— Emmitt Smith vs. Buffalo.....	January 31, 1993
37 yards	— Emmitt Smith vs. Minnesota (TD).....	December 28, 1996
36 yards	— Marion Barber vs. N.Y. Giants.....	January 13, 2008
35 yards	— Julius Jones @ Seattle.....	January 6, 2007
32 yards	— Ron Springs vs. L.A. Rams.....	December 28, 1980
29 yards	— Roger Staubach vs. Washington.....	December 31, 1972
29 yards	— Tony Dorsett vs. Pittsburgh.....	January 21, 1979

## LONG FORWARD PASS

94 yards	— Troy Aikman to Alvin Harper vs. Green Bay (TD).....	January 8, 1995
86 yards	— Don Meredith to Bob Hayes vs. Cleveland (TD).....	December 24, 1967
83 yards	— Roger Staubach to Drew Pearson vs. L.A. Rams (TD).....	December 23, 1973
70 yards	— Troy Aikman to Alvin Harper @ San Francisco.....	January 17, 1993
68 yards	— Don Meredith to Frank Clarke vs. Green Bay (TD).....	January 1, 1967

## LONG PUNT RETURNS

68 yards	— Bob Hayes vs. Cleveland.....	December 24, 1967
63 yards	— Golden Richards vs. Minnesota (TD).....	December 30, 1973
44 yards	— Butch Johnson vs. L.A. Rams.....	December 19, 1976
43 yards	— James Jones vs. L.A. Rams.....	December 28, 1980
41 yards	— Deion Sanders vs. Arizona.....	January 2, 1999

## LONG KICKOFF RETURNS

93 yards	— Miles Austin @ Seattle (TD).....	January 6, 2007
89 yards	— Rod Hill vs. Green Bay.....	January 16, 1983
50 yards	— Kevin Williams vs. Buffalo.....	January 30, 1994
48 yards	— Thomas Henderson vs. Pittsburgh.....	January 18, 1976
41 yards	— Michael Bates @ Carolina.....	January 3, 2004
39 yards	— Kelvin Martin vs. Philadelphia.....	January 10, 1993
39 yards	— Kevin Williams vs. Green Bay.....	January 8, 1995

## LONG INTERCEPTION RETURNS

68 yards	— Thomas Henderson @ L.A. Rams (TD).....	January 7, 1979
60 yards	— Cornell Green vs. Cleveland (TD).....	December 24, 1967
44 yards	— Larry Brown vs. Pittsburgh.....	January 28, 1996
39 yards	— Dennis Thurman vs. Green Bay (TD).....	January 16, 1983

## LONG FUMBLE RETURNS

64 yards	— Leon Lett vs. Buffalo.....	January 31, 1993
46 yards	— James Washington vs. Buffalo (TD).....	January 30, 1994
44 yards	— Chuck Howley @ Cleveland (TD).....	December 21, 1968
37 yards	— Mike Hegman vs. Pittsburgh (TD).....	January 21, 1979



# HISTORY









# 1962 ★ DALLAS COWBOYS STATISTICS ★ 1962

## FIFTH PLACE, EASTERN CONFERENCE HEAD COACH: TOM LANDRY

### PRESEASON (0-5)

Date	W/L	Score	Opponent	Att.
8/10	L	7-31	GREEN BAY	54,500
8/18	L	24-35	Detroit @ Cleveland	77,683
8/25	L	10-24	Balt. @ Roanoke	14,000
9/1	L	7-26	San Fran. @ Sac.	20,000
9/8	L	26-45	Minn. @ Atlanta	12,500

### REGULAR SEASON (5-8-1)

9/16	T	35-35	WASHINGTON	15,730
9/23	L	28-30	PITTSBURGH	19,478
9/30	W	27-17	@ L.A. Rams	26,907
10/7	L	10-19	@ Cleveland	44,040
10/14	W	41-19	PHILADELPHIA	18,645
10/21	W	42-27	@ Pittsburgh	23,106
10/28	L	24-28	ST. LOUIS	16,027
11/4	W	38-10	@ Washington	49,888
11/11	L	10-41	N.Y. GIANTS	45,668
11/18	L	33-34	CHICAGO	12,692
11/25	L	14-28	@ Philadelphia	58,070
12/2	W	45-21	CLEVELAND	24,226
12/9	L	20-52	@ St. Louis	14,102
12/16	L	31-41	@ N.Y. Giants	62,694

### TEAM STATISTICS

	DALLAS	OPP
FIRST DOWNS	246	274
Rushing	101	93
Passing	136	166
Penalty	9	15
Third Down-Made/Att.	72/183	64/167
Third Down Efficiency	39.3	38.3
Fourth Down-Made/Att.	6/7	2/5
TOTAL NET YARDS	4,912	5,184
Avg. Per Game	350	370
Total Plays	843	848
Avg. Per Play	5.8	6.1
NET YARDS RUSHING	2,040	1,510
Avg. Per Game	145.7	107.9
Total Rushes	434	386
Avg. Per Rush	4.7	3.9
NET YARDS PASSING	2,883	3,688
Sacked/Yards Lost	29/232	25/216
Gross Yards	3,115	3,904
Attempts/Completions	380/200	437/233
Pct. of Completions	52.6	53.3
Had Intercepted	17	20
PUNTS/AVERAGE	57/45.4	63/40.6
Net Punting Average	40.7	37.8
PUNT RET./AVG.	18/4.5	28/6.8
KICKOFF RET./AVG.	59/20.5	63/23.5
INT./AVG. RET.	20/18.3	17/15.5
PENALTIES/YARDS	62/639	56/569
FUMBLES/BALL LOST	32/19	33/16
TOUCHDOWNS	51	52
Rushing	16	17
Passing	31	33
Returns	4	2
EXTRA POINTS/ATTEMPTS	50/51	49/52
FIELD GOALS/ATTEMPTS	14/27	13/22

RUSHING	ATT	YDS	AVG	LG	TD
Perkins	222	945	4.3	35	7
Marsh	144	802	5.6	70	6
Bullocks	33	196	6.0	73	2
Meredith	21	74	3.5	9	0
Lockett	8	24	3.0	7	1
LeBaron	6	-1	-0.2	3	0
COWBOYS	434	2,040	4.7	73	6
Opponents	386	1,510	3.9	35	17

RECEIVING	NO	YDS	AVG	LG	TD	SCORING	TDR	TDP	TDR1	FG	PAT	S	TP
Howton	49	706	14.1	69t	6	Baker	0	0	0	14/27	50/51	0	92
Clarke	47	1,043	22.2	66t	14	Clarke	0	14	0	0/0	0/0	0	84
Folkins	39	536	13.7	52	6	Marsh	6	2	1a	0/0	0/0	0	54
Marsh	35	467	13.3	85t	2	Perkins	7	0	0	0/0	0/0	0	42
Perkins	13	104	8.0	21	0	Folkins	0	6	0	0/0	0/0	0	36
Lockett	7	78	10.1	29t	2	Howton	0	6	0	0/0	0/0	0	36
Gregory	3	70	23.3	24	0	Bullocks	2	1	0	0/0	0/0	0	18
Bullocks	3	46	15.3	22t	1	Lockett	1	2	0	0/0	0/0	0	18
Norman	2	34	17.0	29	0	Gaechter	0	0	1b	0/0	0/0	0	6
Davis	2	31	15.5	24	0	Norton	0	0	1c	0/0	0/0	0	6
COWBOYS	200	3,115	15.6	85t	31	Bishop	0	0	1d	0/0	0/0	0	6
Opponents	233	3,904	16.8	86t	33	COWBOYS	16	31	4	14/27	50/51	0	398
						Opponents	17	33	2*	13/25	49/52	1+	402

INTERCEPTIONS	NO	YDS	AVG	LG	TD
Bishop	6	134	22.3	44	0
Gaechter	5	136	27.2	100t	1
Tubbs	4	35	8.7	21	0
Howley	2	33	16.5	21	0
Norton	2	21	10.5	21	0
Dowdle	1	7	7.0	7	0
COWBOYS	20	366	18.3	100t	1
Opponents	17	263	15.5	57t	1

PUNTING	NO	YDS	AVG	TB IN20	LG	BL	NET
Baker	57	2,589	45.4	4	13	72	0 40.7
COWBOYS	57	2,589	45.4	4	13	72	0 40.7
Opp.	63	2,560	40.6	5	8	63	0 37.8

PUNT RETURNS	NO	FC	YDS	AVG	LG	TD
Lockett	8	4	45	5.6	17	0
Gaechter	7	7	32	4.5	15	0
Marsh	3	3	4	1.3	2	0
COWBOYS	18	14	81	4.5	17	0
Opponents	28	14	190	6.8	21	0

KICKOFF RETURNS	NO	YDS	AVG	LG	TD
Marsh	29	725	25.0	101t	1
Bullocks	14	265	18.9	62	0
Lockett	6	130	21.6	31	0
Davis	4	66	16.5	23	0
Norman	2	5	2.5	5	0
Gaechter	1	16	16.0	16	0
Talbert	1	0	0.0	0t	0
Cvercko	1	0	0.0	0t	0
Memmelaar	1	0	0.0	0t	0
COWBOYS	59	1,207	20.5	101t	1
Opponents	63	1,604	25.5	92t	1

### SCORE BY QUARTERS

	1	2	3	4	OT	T
COWBOYS	54	119	107	118	0	398
Opponents	65	124	56	157	0	402

### FIELD GOALS

	7-19	20-29	30-39	40-49	50+
Baker	4-4	1-2	5-10	3-5	1-6
COWBOYS	4-4	1-2	5-10	3-5	1-6
Opponents	5-7	1-1	3-5	3-7	1-5

Baker: (35M),(1) (35M,34,52M,48),(15,39M),(40, 50M,11),(1),(52M,37,54M,39M),(16),(42M, 53),(36,37),(34M),(15),(22M,25,47),(35, 55M,47M)

Opponents: (1),(1),(51),(51M,35,42),(36,9),(10, 52M,40,18B),(1),(14),(16,37),(21,41M, 15),(32M,35M,16M),(47M,52B),(49M, 42),(45M,50M)

a 101 kickoff return vs. Philadelphia (10/14)  
 b 100 interception return vs. Philadelphia (10/14)  
 c 94 field goal return @ St. Louis (12/9)  
 d 84 fumble return vs. St. Louis (10/28)  
 \* Mitchell 92 kickoff return vs. Washington (9/16)  
 Wilson 57 interception return vs. St. Louis (10/28)  
 + Holding in end zone vs. Pittsburgh (9/23)

### USUAL STARTERS

WR Bill Howton	LT <b>Bob Lilly</b>
LB Bob Fry	LE Guy Reese
LG Andy Cvercko	RT John Meyers
C Mike Connelly	RE George Andrie
RG Dale Memmelaar	LLB Mike Dowdle
RT Monte Clark (10)	MLB <b>Jerry Tubbs</b>
	RLB Chuck Howley
TE Lee Folkins (11)	LCB Mike Gaechter (9)
	Pettis Norman (3)
	Cornell Green (3)
WR Frank Clarke	RCB <b>Don Bishop</b>
OB <b>Eddie LeBaron</b>	SS Jerry Norton
RB <b>Don Perkins</b>	FS Dick Nolan
FB Amos Marsh	P Sam Baker
K Sam Baker	

*Pro Bowlers in Bold*

PASSING	ATT	COMP	YDS	PCT	AVG	ATT	PCT	INT	PCT	LG	SKS/YDS	RATING
Meredith	212	105	1,679	49.5	7.92	15	7.1	8	3.8	69t	14/113	84.2
LeBaron	166	95	1,436	57.2	8.65	16	9.6	9	5.4	85t	15/119	95.4
Baker	1	0	0	0.0	0.00	0	0.0	0	0.0	0	0/0	39.6
Lockett	1	0	0	0.0	0.00	0	0.0	0	0.0	0	0/0	39.6
COWBOYS	380	200	3,115	52.6	8.20	31	8.2	17	4.5	85t	29/232	88.7
Opponents	437	233	3,904	53.3	8.93	33	7.6	20	4.6	86t	25/216	89.8

SIDELINES 1962 STATISTICS RECORDS 2013 SEASON PLAYERS STAFF



# 1963 ★ DALLAS COWBOYS STATISTICS ★ 1963

## FIFTH PLACE, EASTERN CONFERENCE HEAD COACH: TOM LANDRY

PRESEASON (3-2)			
Date	W/L	Score	Opponent
8/8	W	17-14	@ L.A. Rams
8/17	L	10-31	GREEN BAY
8/24	L	17-20	L.A. Rams @ Portland
8/30	W	37-24	San Fran. @ Baker
9/7	W	27-17	Detroit @ N.O.
REGULAR SEASON (4-10)			
9/14	L	7-34	ST. LOUIS
9/22	L	24-41	CLEVELAND
9/29	L	17-21	@ Washington
10/6	L	21-24	@ Philadelphia
10/13	W	17-14	DETROIT
10/20	L	21-37	@ N.Y. Giants
10/27	L	21-27	@ Pittsburgh
11/3	W	35-20	WASHINGTON
11/10	L	24-31	@ San Francisco
11/17	W	27-20	PHILADELPHIA
11/24	L	17-34	@ Cleveland
12/1	L	27-34	N.Y. GIANTS
12/8	L	19-24	PITTSBURGH
12/15	W	28-24	@ St. Louis

RECEIVING	NO	YDS	AVG	LG	TD
Clarke	43	833	19.4	75t	10
Howton	33	514	15.6	44t	3
Folkins	31	407	13.1	35t	4
Marsh	26	224	8.6	35	0
Norman	18	341	18.9	49	3
Barnes	15	195	13.0	27	0
Perkins	14	84	6.0	20	0
Stiger	13	131	10.1	42	0
Bullocks	7	70	10.0	22	0
COWBOYS	200	2,799	14.0	75t	20
Opponents	202	3,392	16.8	85t	31

INTERCEPTIONS	NO	YDS	AVG	LG	TD
Green	7	211	34.5	55	0
Bishop	5	45	9.0	31	0
Gaechter	3	140	46.7	86	0
Jordan	3	41	13.6	23	0
Livingston	3	31	10.3	29	0
Tubbs	2	61	20.3	44	0
Howley	2	3	1.5	3	0
Edwards	1	17	17.0	17	0
COWBOYS	26	549	21.1	86	0
Opponents	21	437	20.8	82	5

PUNTING	NO	YDS	AVG	TB	IN20	LG	BL	NET
Baker	71	3,138	44.2	4	13	64	0	40.6
COWBOYS	71	3,138	44.2	4	13	64	0	40.6
Opp.	52	2,159	41.5	5	8	73	0	37.8

PUNT RETURNS	NO	FC	YDS	AVG	LG	TD
Stiger	14	2	141	10.1	45	0
Overton	5	5	32	6.4	14	0
Gaechter	2	2	2	1.0	2	0
Howley	1	0	0	0.0	0	0
Norman	1	0	0	0.0	0	0
COWBOYS	23	9	175	7.9	45	0
Opponents	36	13	176	4.9	26	0

KICKOFF RETURNS	NO	YDS	AVG	LG	TD
Stiger	18	432	24.0	66	0
Hayes, W.	2	48	24.0	25	0
Bullocks	19	453	23.8	56	0
Marsh	9	167	18.6	31	0
COWBOYS	48	1,100	22.9	66	0
Opponents	46	1,125	24.5	54	0

SCORE BY QUARTERS	1	2	3	4	OT	T
COWBOYS	68	124	48	65	0	305
Opponents	58	114	88	118	0	378

FIELD GOALS	7-19	20-29	30-39	40-49	50+
Baker	2-3	3-6	1-1	2-7	1-3
COWBOYS	2-3	3-6	1-1	2-7	1-3
Opponents	7-7	1-6	3-7	3-10	1-2

TEAM STATISTICS	DALLAS	OPP
FIRST DOWNS	248	266
Rushing	105	114
Passing	132	139
Penalty	11	13
Third Down-Made/Att	62/169	69/171
Third Down Efficiency	36.7	40.4
Fourth Down-Made/Att	6/10	16/20
TOTAL NET YARDS	4,263	5,325
Avg. Per Game	304.5	380.4
Total Plays	839	878
Avg. Per Play	5.1	6.1
NET YARDS RUSHING	1,795	2,094
Avg. Per Game	128.2	149.6
Total Rushes	420	455
Avg. Per Rush	4.3	4.6
NET YARDS PASSING	2,468	3,231
Sacked/Yards Lost	44/331	20/161
Gross Yards	2,799	3,392
Attempts/Completions	375/200	403/202
Pct. of Completions	53.3	50.1
Had Intercepted	21	26
PUNTS/AVERAGE	71/44.2	52/41.5
Net Punting Average	40.6	37.8
PUNT RET./AVG.	23/7.7	36/4.9
KICKOFF RET./AVG.	48/22.9	46/24.5
INT./AVG. RET.	26/21.1	21/20.8
PENALTIES/YARDS	67/627	52/479
FUMBLES/BALL LOST	29/15	23/11
TOUCHDOWNS	40	48
Rushing	18	12
Passing	20	31
Returns	2	5
EXTRA POINTS/ATTEMPTS	38/40	45/48
FIELD GOALS/ATTEMPTS	9/20	15/32

RUSHING	ATT	YDS	AVG	LG	TD
Perkins	149	514	4.1	19t	7
Marsh	99	483	4.9	41t	5
Bullocks	96	341	3.6	17	2
Meredith	41	185	4.5	26	3
Stiger	31	140	4.5	4	1
Baker	1	15	15.0	15	0
Clarke	1	12	12.0	12	0
LeBaron	2	5	2.5	4	0
COWBOYS	420	1,795	4.3	41t	18
Opponents	455	2,094	4.6	71t	12

SCORING	TDR	TDP	TDR1	FG	PAT	S	TP
Baker	0	0	0	9/20	38/40	0	65
Clarke	0	10	0	0/0	0/0	0	60
Perkins	7	0	0	0/0	0/0	0	42
Marsh	5	0	0	0/0	0/0	0	35
Folkins	0	4	0	0/0	0/0	0	24
Howton	0	3	0	0/0	0/0	0	18
Meredith	3	0	0	0/0	0/0	0	18
Norman	0	3	0	0/0	0/0	0	18
Bullocks	2	0	0	0/0	0/0	0	12
Green	0	0	1a	0/0	0/0	0	6
Lilly	0	0	1b	0/0	0/0	0	6
Stiger	1	0	0	0/0	0/0	0	6
COWBOYS	18	20	2	9/20	38/40	0	305
Opponents	12	31	5*	15/32	45/48	0	378

a 20 fumble return vs. Cleveland (11/24)  
 b 42 fumble return vs. St. Louis (12/15)  
 \* Hill 58 interception return vs. St. Louis (9/14)  
 Steffen 78 interception return vs. Washington (9/29)  
 Lyneh 82 interception return vs. N.Y. Giants (10/20)  
 Fichtner 36 interception return vs. Cleveland (11/24)  
 Hillebrand 0 interception return vs. N.Y. Giants (12/1)

### USUAL STARTERS

WR Bill Howton (6)	LE Bob Lilly (7)
Pettis Norman (5)	Larry Stephens (7)
Gary Barnes (3)	LT Guy Reese
LT Bob Fry (9)	RT John Meyers (7)
Tony Liscio (5)	Bob Lilly (7)
LG Jim Ray Smith (7)	RE George Andrie (10)
Lynn Hoyem (6)	Larry Stephens (3)
C Mike Connelly	LLB Chuck Howley
RG Dale Memeleair	MLB Jerry Tubbs
RT Ed Nutting (7)	RLB Lee Roy Jordan (8)
Bob Fry (5)	Dave Edwards (6)
TE Lee Folkins	LCB Cornell Green
WR Frank Clarke	RCB Don Bishop
QB Don Meredith	SS Mike Gaechter (10)
RB Amos Marsh (9)	Jim Riddlon (4)
Jim Stiger (3)	FS Warren Livingston
<b>FB Don Perkins (10)</b>	P Sam Baker
Amos Bullocks (3)	
K Sam Baker	

*Pro Bowlers in Bold*

PASSING	ATT	COMP	YDS	PCT	AVG	TD	PCT TD	INT	PCT INT	LG	SKS/YDS	RATING
Meredith	310	167	2,381	53.9	7.68	17	5.5	18	5.8	55	35/260	73.2
LeBaron	65	33	418	50.8	6.43	3	4.6	3	4.6	75	9/71	67.4
COWBOYS	375	200	2,799	53.3	7.46	20	5.3	21	5.6	75	44/331	71.9
Opponents	403	202	3,392	50.1	8.42	31	7.7	26	6.5	85t	20/161	77.6

# 1964 ★ DALLAS COWBOYS STATISTICS ★ 1964

## FIFTH PLACE, EASTERN CONFERENCE HEAD COACH: TOM LANDRY

PRESEASON (1-4)			
Date	W/L Score	Opponent	Att.
8/8	L 6-17	@ L.A. Rams	57,450
8/15	W 34-23	San Fran. @ Port.	24,679
8/22	L 16-25	L.A. Rams @ Portland	30,565
8/29	L 3-35	GREEN BAY	60,057
9/5	L 6-21	Chicago @ N.O.	35,000
REGULAR SEASON (5-8-1)			
9/12	L 6-16	ST. LOUIS	36,605
9/20	W 24-18	WASHINGTON	25,158
9/27	L 17-23	@ Pittsburgh	35,594
10/4	L 6-27	@ Cleveland	72,062
10/11	T 13-13	N.Y. GIANTS	33,324
10/18	L 16-20	CLEVELAND	37,456
10/25	W 31-13	@ St. Louis	28,253
11/1	W 24-10	@ Chicago	47,527
11/8	W 31-21	@ N.Y. Giants	63,031
11/15	L 14-17	PHILADELPHIA	55,972
11/22	L 16-28	@ Washington	49,219
11/29	L 21-45	GREEN BAY	44,975
12/6	L 14-24	@ Philadelphia	60,671
12/13	W 17-14	Pittsburgh	35,271

RUSHING	ATT	YDS	AVG	LG	TD
Perkins	174	768	4.6	59	6
Marsh	100	401	4.0	28	2
Stiger	68	280	4.1	64	1
Dunn	26	103	4.0	14	1
Meredith	32	81	2.5	17	0
Clarke	10	46	4.6	21	0
Folkins	1	9	9.0	9	0
Roach	8	9	1.1	11	0
Lothridge	2	-6	-3.0	2	1
<b>COWBOYS</b>	<b>421</b>	<b>1,691</b>	<b>4.0</b>	<b>64</b>	<b>15</b>
Opponents	438	1,504	3.4	71	6

RECEIVING	NO	YDS	AVG	LG	TD
Clarke	65	973	15.0	49	5
McDonald	46	612	13.3	48	2
Norman	24	311	13.0	37	2
Stiger	15	155	10.3	37	0
Marsh	15	131	8.7	32	0
Dial	11	178	17.1	41	0
Tringer	9	85	9.4	31	1
Folkins	5	41	8.2	11	0
Dunn	2	30	15.0	18	0
<b>COWBOYS</b>	<b>192</b>	<b>2,516</b>	<b>13.1</b>	<b>49</b>	<b>10</b>
Opponents	172	2,571	14.9	59	22

SCORE BY QUARTERS	1	2	3	4	OT	T
COWBOYS	60	74	37	79	0	250
Opponents	47	81	62	99	0	289

FIELD GOALS	7-19	20-29	30-39	40-49	50+
Van Raaphorst	6-9	2-3	4-6	2-9	0-2
COWBOYS	6-9	2-3	4-6	2-9	0-2
Opponents	3-4	2-3	8-9	4-11	0-1

Van Raaphorst: (1), (48M, 15, 40M), (16), (25B, 19B), (50M, 19, 16, 40M, 35M), (34, 20, 37), (20), (41, 49M), (52M, 43), (47M, 16M, 48M), (39M, 15, 32, 12M, 38), (1), (1), (10, 48M)

Opponents: (37, 50M, 41, 32), (31, 41, 32), (36, 49M, 30M), (19, 21), (1), (34, 30, 47M), (39, 49M, 16), (12, 48M), (1), (43), (47M, 40M, 70B), (25, 29M), (42M, 48), (1)

SCORING	TDR	TDP	TDR1	FG	PAT	S	TP
Van Raaphorst	0	0	14/29	28/29	0	70	36
Perkins	6	0	0/0	0/0	0/0	0	70
Clarke	0	5	0/0	0/0	0/0	0	30
Meredith	4	0	0/0	0/0	0/0	0	24
Marsh	2	0	0/0	0/0	0/0	0	12
McDonald	0	2	0/0	0/0	0/0	0	12
Norman	0	2	0/0	0/0	0/0	0	12
Ridlon	0	0	2a	0/0	0/0	0	12
Renfro	0	0	2b	0/0	0/0	0	12
Stiger	1	1	0/0	0/0	0/0	0	12
Dunn	1	0	0/0	0/0	0/0	0	6
Livingston	0	0	1c	0/0	0/0	0	6
Lothridge	1	0	0/0	0/0	0/0	0	6
<b>COWBOYS</b>	<b>15</b>	<b>10</b>	<b>5</b>	<b>14/29</b>	<b>28/29</b>	<b>0</b>	<b>250</b>
Opponents	6	22	6*	17/28	32/34	1+	289

- a 74 interception return vs. N.Y. Giants (11/8)
- 63 fumble return vs. Philadelphia (12/6)
- b 39 interception return vs. Washington (9/20)
- 69 punt return vs. Green Bay (11/29)
- c 17 fumble return vs. Green Bay (11/29)
- \* Parish 54 interception return vs. Cleveland (10/18)
- Reger 6 interception return vs. Washington (11/22)
- Krause 35 interception return vs. Washington (11/22)
- Jordan 60 fumble return vs. Green Bay (11/29)
- Aldridge 29 fumble return vs. Green Bay (11/29)
- Scarpatti interception return vs. Philadelphia (12/6)
- + Edwards fumble recovery in end zone vs. Washington (9/20)

TEAM STATISTICS	DALLAS	OPP
FIRST DOWNS	230	211
Rushing	89	71
Passing	119	121
Penalty	22	19
Third Down-Made/Att.	65/199	65/201
Third Down Efficiency	32.7	32.3
Fourth Down-Made/Att.	8/14	7/14
TOTAL NET YARDS	3,704	3,750
Avg. Per Game	264.6	267.9
Total Plays	893	860
Avg. Per Play	4.1	4.4
NET YARDS RUSHING	1,691	1,504
Avg. Per Game	120.8	107.4
Total Rushes	421	438
Avg. Per Rush	4.0	3.4
NET YARDS PASSING	2,013	2,246
Sacked/Yards Lost	68/503	45/325
Gross Yards	2,516	2,571
Attempts/Completions	404/192	377/172
Pct. of Completions	47.5	45.6
Had Intercepted	24	18
PUNTS/AVERAGE	78/39.9	80/43.5
Net Punting Average	34.4	33.5
PUNT RET./AVG.	40/11.5	19/2.6
KICKOFF RET./AVG.	46/24.0	50/21.6
INT./AVG. RET.	18/17.6	24/15.0
PENALTIES/YARDS	97/952	75/781
FUMBLES/BALL LOST	39/19	26/20
TOUCHDOWNS	30	34
Rushing	15	6
Passing	10	22
Returns	5	6
EXTRA POINTS/ATTEMPTS	28/29	32/34
FIELD GOALS/ATTEMPTS	14/29	17/28

INTERCEPTIONS	NO	YDS	AVG	LG	TD
Renfro	7	110	15.7	39	1
Ridlon	4	121	30.3	74	1
Howley	2	27	13.5	21	0
Tubbs	2	27	13.5	26	0
Livingston	1	27	27.0	27	0
Jordan	1	3	3.0	3	0
Edwards	1	1	1.0	1	0
<b>COWBOYS</b>	<b>18</b>	<b>316</b>	<b>17.6</b>	<b>74</b>	<b>2</b>
Opponents	24	345	15.0	54	4

PUNTING	NO	YDS	AVG	TBIN20	LG	BL	NET
Lothridge	62	2,501	40.3	7	12	75	1 35.8
Folkins	15	497	33.1	0	3	48	0 28.3
Howley	1	37	37.0	0	0	37	0 37.0
<b>COWBOYS</b>	<b>78</b>	<b>3,035</b>	<b>38.9</b>	<b>7</b>	<b>15</b>	<b>75</b>	<b>1 34.4</b>
Opp.	80	3,478	43.5	9	17	74	0 33.5

PUNT RETURNS	NO	FC	YDS	AVG	LG	TD
Renfro	32	9	418	13.1	69	1
McDonald	2	2	17	8.5	9	0
Gaechter	5	1	24	4.8	16	0
Stiger	1	4	0	0.0	0	0
<b>COWBOYS</b>	<b>40</b>	<b>16</b>	<b>459</b>	<b>11.5</b>	<b>69</b>	<b>1</b>
Opponents	19	29	52	2.6	24	0

KICKOFF RETURNS	NO	YDS	AVG	LG	TD
Renfro	40	1,017	25.4	65	0
Dunn	2	33	16.5	18	0
Gaechter	1	31	31.0	31	0
Bullocks	1	19	19.0	19	0
Marsh	1	2	2.0	2	0
Folkins	1	0	0.0	0	0
<b>COWBOYS</b>	<b>46</b>	<b>1,102</b>	<b>24.0</b>	<b>65</b>	<b>0</b>
Opponents	50	1,081	21.6	51	0

PASSING	ATT	COMP	YDS	PCT	AVG	TD	INT	PCT	PCT	LG	SKS/YDS	RATING
Meredith	323	158	2,143	48.9	6.63	9	2.8	16	5.0	49	58/416	59.0
Roach	68	32	349	47.1	5.13	1	1.5	6	8.8	37	10/87	31.1
Lothridge	9	2	24	22.2	2.66	0	0.0	2	22.2	13	0/0	0.0
Clarke	1	0	0	0.0	0.00	0	0.0	0	0.0	0	0/0	39.6
Stiger	1	0	0	0.0	0.00	0	0.0	0	0.0	0	0/0	39.6
Dunn	2	0	0	0.0	0.00	0	0.0	0	0.0	0	0/0	39.6
<b>COWBOYS</b>	<b>404</b>	<b>192</b>	<b>2,516</b>	<b>47.5</b>	<b>6.23</b>	<b>10</b>	<b>2.5</b>	<b>24</b>	<b>5.9</b>	<b>49</b>	<b>68/503</b>	<b>51.4</b>
Opponents	377	172	2,571	45.6	6.82	22	5.8	18	4.8	59	45/325	68.1

### USUAL STARTERS

WR	Tommy McDonald	LE	George Andrie
LT	Tony Liscio	LT	Jim Colvin
LG	Jake Kupp (10)	RT	<b>Bob Lilly</b>
	Joe Bob Isbell (4)	RE	Larry Stephens
C	Mike Connelly	LLB	Chuck Howley (9)
RG	Joe Bob Isbell (6)		Dave Edwards (4)
	Ray Schoene (4)	MLB	Jerry Tubbs
	Dave Manders (3)	RLB	Lee Roy Jordan
RT	Ray Schoene (6)	LCB	Cornell Green
	Bob Fry (5)	RCB	Don Bishop (7)
TE	Pettis Norman		Warren Livingston (7)
WR	Frank Clarke	SS	Jim Ridlon (10)
DB	Don Meredith (10)		Mike Gaechter (4)
	John Roach (4)	FS	<b>Mel Renfro</b>
RB	Jim Stiger (8)	P	Billy Lothridge (12)
	Amos Marsh (5)		
FB	Don Perkins		
K	Dick Van Raaphorst		<i>Pro Bowlers in Bold</i>



# 1965 ★ DALLAS COWBOYS STATISTICS ★ 1965

## SECOND PLACE, EASTERN CONFERENCE HEAD COACH: TOM LANDRY

### PRESEASON (2-3)

Date	W/L	Score	Opponent	Att.
8/17	L	0-9	@ L.A. Rams	31,579
8/21	L	7-27	San Fran. @ Port.	24,837
8/28	W	21-12	GREEN BAY	67,954
9/3	L	17-57	Minn. @ Birm.	41,500
9/11	W	34-21	Chicago @ Tulsa	33,525

### REGULAR SEASON (7-7)

9/19	W	31-2	N.Y. GIANTS	59,366
9/26	W	27-7	WASHINGTON	61,577
10/4	L	13-20	@ St. Louis	32,034
10/10	L	24-35	PHILADELPHIA	56,249
10/17	L	17-23	@ Cleveland	80,451
10/24	L	3-13	@ Green Bay	48,311
10/31	L	13-22	@ Pittsburgh	37,804
11/7	W	39-31	SAN FRANCISCO	39,677
11/14	W	24-17	PITTSBURGH	57,293
11/21	L	17-24	CLEVELAND	76,251
11/28	L	31-34	@ Washington	50,205
12/5	W	21-19	@ Philadelphia	54,714
12/11	W	17-13	ST. LOUIS	38,499
12/19	W	38-20	@ N.Y. Giants	62,871

### PLAYOFF BOWL GAME

(Miami)				
1/9/66	L	3-35	Baltimore	65,569

TEAM STATISTICS	DALLAS	OPP
FIRST DOWNS.....	211	240
Rushing.....	87	80
Passing.....	108	138
Penalty.....	16	22
Third Down-Made/Att.....	61/180	76/204
Third Down Efficiency.....	33.9	37.2
Fourth Down-Made/Att.....	11/14	3/11
TOTAL NET YARDS.....	3,995	4,192
Avg. Per Game.....	285.4	299.4
Total Plays.....	833	885
Avg. Per Play.....	4.8	4.7
NET YARDS RUSHING.....	1,608	1,444
Avg. Per Game.....	114.9	103.1
Total Rushes.....	416	422
Avg. Per Rush.....	3.9	3.4
NET YARDS PASSING.....	2,387	2,748
Sacked/Yards Lost.....	55/369	39/315
Gross Yards.....	2,756	3,063
Attempts/Completions.....	362/168	424/205
Pct. of Completions.....	46.4	48.3
Had Intercepted.....	18	18
PUNTS/AVERAGE.....	73/41.3	71/42.9
Net Punting Average.....	37.2	36.8
PUNT RET./AVG.....	39/8.0	26/5.3
KICKOFF RET./AVG.....	43/27.1	63/19.3
INT./AVG. RET.....	18/11.0	18/14.7
PENALTIES/YARDS.....	78/710	50/483
FUMBLES/BALL LOST.....	31/17	37/20
TOUCHDOWNS.....	40	33
Rushing.....	8	13
Passing.....	25	17
Returns.....	7	3
EXTRA POINTS/ATTEMPTS.....	37/40	29/33
FIELD GOALS/ATTEMPTS.....	16/27	17/30

RUSHING	ATT	YDS	AVG	LG	TD
Perkins	177	690	3.9	43	0
Smith	86	295	3.4	24	2
Meredith	35	247	6.9	22	1
Dunn	54	171	3.2	12	2
Reeves	33	102	3.1	13	2
Clarke	8	58	7.3	21	0
Stiger	11	50	4.5	16	0
Rhorne	4	11	2.8	16	0
Whitfield	1	0	0.0	0	0
Hayes	4	-8	-2.0	11	1
Morton	3	-8	-2.7	5	0

COWBOYS	416	1,608	3.9	43	8
Opponents	422	1,444	3.4	29	13

RECEIVING	NO	YDS	AVG	LG	TD
Hayes	46	1,003	21.8	82	12
Clarke	41	682	16.6	53	4
Dial	17	283	16.7	46	1
Gent	16	233	14.6	20	2
Perkins	14	142	10.2	27	0
Norman	11	110	10.0	21	3
Reeves	9	210	23.3	47	1
Dunn	8	74	9.3	22	1
Smith	5	10	2.0	5	1
Stiger	1	9	9.0	9	0

COWBOYS	168	2,756	16.4	82	25
Opponents	205	3,063	15.0	72	17

INTERCEPTIONS	NO	YDS	AVG	LG	TD
Green	3	49	16.3	43	0
Livingston	3	5	1.7	5	0
Logan	3	5	1.7	3	0
Renfro	2	92	46.0	90	1
Gaechter	2	21	10.5	19	0
Tubbs	2	9	4.5	8	0
Edwards	2	0	0.0	0	0
Lilly	1	17	17.0	17	1

COWBOYS	18	198	11.0	90	2
Opponents	18	265	14.7	48	0

PUNTING	NO	YDS	AVG	TB	IN20	LG	BL	NET
Villanueva	60	2,505	41.8	8	12	58	0	37.9
Ridgway	13	510	39.2	0	3	44	0	34.2

COWBOYS	73	3,015	41.3	8	15	58	0	37.1
Opp.	71	3,043	42.9	6	20	64	1	36.8

PUNT RETURNS	NO	FC	YDS	AVG	LG	TD
Renfro	24	4	145	6.0	35	0
Hayes	12	2	153	12.8	47	0
Stiger	3	1	14	4.7	13	0

COWBOYS	39	7	312	8.0	47	0
Opponents	26	24	139	5.3	67	0

KICKOFF RETURNS	NO	YDS	AVG	LG	TD
Renfro	21	630	30.0	100	1
Hayes	17	450	26.5	66	0
Reeves	2	45	22.5	24	0
Stiger	2	28	14.0	17	0
Neely	1	13	13.0	13	0

COWBOYS	43	1,166	27.1	100	1
Opponents	63	1,229	19.3	40	0

SCORE BY	Q1	Q2	Q3	Q4	OT	T
COWBOYS	7	9	4	10	0	325
Opponents	65	75	79	61	0	280

FIELD GOALS	7-19	20-29	30-39	40-49	50+
Villanueva	6-8	5-6	4-6	1-7	0-0
COWBOYS	6-8	5-6	4-6	1-7	0-0
Opponents	6-7	4-6	3-10	4-6	0-10

Villanueva:	(41),(43M,27,47M,7),(28,19),(42M,35),(16),(20),(32M),(16,37B,34),(33,46M),(10),(25M,29,45M,44B),(19B,41M),(31,14),(25)
Opponents:	(1),(51B,37,28),(31B),(48,47B,16,19,20M),(44,22),(33M,18),(10,25B),(32),(46,37B),(35B),(33,19,34M,27,37B,20,19B),(18,41),(33M,42B)

SCORING	TDR	TDP	TDR1	FG	PAT	S	TP
Villanueva	0	0	0	37/38	16/27	0	85
Hayes	1	12	0	0/0	0/0	0	78
Clarke	0	4	0	0/0	0/0	0	24
Dunn	2	1	0	0/0	0/0	0	18
Norman	0	3	0	0/0	0/0	0	18
Reeves	2	1	0	0/0	0/0	0	18
Smith	2	1	0	0/0	0/0	0	18
Gent	0	2	0	0/0	0/0	0	12
Renfro	0	0	2a	0/0	0/0	0	12
Andrie	0	0	1b	0/0	0/0	0	6
Dial	0	1	0	0/0	0/0	0	6
Gaechter	0	0	1c	0/0	0/0	0	6
Green	0	0	1d	0/0	0/0	0	6
Lilly	0	0	1e	0/0	0/0	0	6
Logan	0	0	1f	0/0	0/0	0	6
Meredith	1	0	0	0/0	0/0	0	6

COWBOYS	8	25	7	37/40	16/27	0	325
Opponents	13	17	3*	29/33	17/30	1+	280

- a 90 interception return vs. St. Louis (10/4)
- 100 kickoff return vs. San Francisco (11/7)
- b fumble recovery in end zone vs. San Francisco (11/7)
- c 60 field goal return vs. Washington (11/28)
- d 5 fumble return vs. Washington (11/28)
- e 17 interception return vs. San Francisco (11/7)
- f 60 field goal return vs. N.Y. Giants (12/19)
- \* Tarasovic 62 fumble return vs. Philadelphia (10/10)
- Folkins 15 fumble return vs. Pittsburgh (11/14)
- Kelly 67 punt return vs. Cleveland (11/21)
- + Dallas high snap in end zone vs. N.Y. Giants (9/19)

### USUAL STARTERS

WR <b>Bob Hayes</b>	LE Maury Youmans
LT Jim Boeke	LT Jim Colvin
LG Jake Kupp	RT <b>Bob Lilly</b>
C Dave Manders	RE <b>George Andrie</b>
RG Leon Donohue	LLB <b>Chuck Howley</b>
RT Ralph Neely	MLB Jerry Tubbs
TE Frank Clarke	RLB Dave Edwards
WR Buddy Dial (7)	LCB <b>Cornell Green</b>
Pete Gent (7)	RCB Warren Livingston
QB Don Meredith	SS Obert Logan (9)
RB Perry Lee Dunn (7)	P Mike Gaechter (5)
Dan Reeves (4)	FS <b>Mel Renfro</b>
J.D. Smith (3)	P Danny Villanueva (11)
FB Don Perkins	Colin Ridgway (3)
K Danny Villanueva	

*Pro Bowlers in Bold*

PASSING	ATT	COMP	YDS	PCT	AVG	TD	PCT	INT	PCT	LG	SKS/YDS	RATING
Meredith	305	141	2,415	46.2	7.92	22	7.2	13	4.3	65	38/257	79.9
Morton	34	17	173	50.0	5.09	2	2.9	4	5.7	49	10/68	45.0
Rhorne	21	9	157	42.9	7.48	1	4.8	1	4.8	82	7/44	65.0
Reeves	2	1	11	50.0	5.50	0	0.0	0	0.0	11	0/0	66.7
COWBOYS	362	168	2,756	46.4	7.61	25	6.9	18	5.0	82	55/369	74.8
Opponents	424	205	3,063	48.3	7.22	17	4.0	18	4.2	72	39/315	68.2

STAFF PLAYERS 2013 SEASON RECORDS PLAYOFF RECORDS 1965 STATISTICS SIDELINES

# 1966 ★ DALLAS COWBOYS STATISTICS ★ 1966

## FIRST PLACE, EASTERN CONFERENCE HEAD COACH: TOM LANDRY

### PRESEASON (5-0)

Date	W/L	Score	Opponent	Att.
8/7	W	24-13	@ San Francisco	28,899
8/13	W	20-10	@ L.A. Rams	44,217
8/20	W	21-3	GREEN BAY	75,504
8/27	W	20-10	Detroit @Tulsa	31,250
9/2	W	28-24	MINNESOTA	58,316

### REGULAR SEASON (10-3-1)

9/18	W	52-7	N.Y. GIANTS	60,010
9/25	W	28-17	MINNESOTA	64,116
10/2	W	47-14	@ Atlanta	56,990
10/9	W	56-7	PHILADELPHIA	69,372
10/16	T	10-10	@ St. Louis	50,673
10/23	L	21-30	@ Cleveland	84,721
10/30	W	52-21	PITTSBURGH	58,453
11/6	L	23-24	@ Philadelphia	60,658
11/13	W	31-30	@ Washington	50,927
11/20	W	20-7	@ Pittsburgh	42,185
11/24	W	26-14	CLEVELAND	80,259
12/4	W	31-17	ST. LOUIS	76,965
12/11	L	31-34	WASHINGTON	64,198
12/18	W	17-7	@ N.Y. Giants	62,735

### CHAMPIONSHIP GAME

1/1/67	L	27-34	GREEN BAY	75,504
--------	---	-------	-----------	--------

### TEAM STATISTICS

	DALLAS	OPP
FIRST DOWNS	287	221
Rushing	124	64
Passing	139	140
Penalty	24	17
Third Down-Made/Att	68/188	72/213
Third Down Efficiency	36.1	33.8
Fourth Down-Made/Att	7/12	4/14
TOTAL NET YARDS	5,145	3,558
Avg. Per Game	367.5	254.1
Total Plays	926	873
Avg. Per Play	5.6	4.1
NET YARDS RUSHING	2,122	1,176
Avg. Per Game	151.6	84.0
Total Rushes	471	356
Avg. Per Rush	4.5	3.3
NET YARDS PASSING	3,023	2,382
Sacked/Yards Lost	42/308	60/420
Gross Yards	3,331	2,802
Attempts/Completions	413/214	457/212
Pct. of Completions	51.8	46.4
Had Intercepted	14	17
PUNTS/AVERAGE	65/39.2	79/42.4
Net Punting Average	36.7	38.4
PUNT RET./AVG.	41/6.3	26/4.2
KICKOFF RET./AVG.	44/22.9	78/21.8
INT./AVG. RET.	17/17.8	14/19.6
PENALTIES/YARDS	83/824	63/778
FUMBLES/BALL LOST	23/10	23/14
TOUCHDOWNS	56	29
Rushing	24	6
Passing	27	17
Returns	5	6
EXTRA POINTS/ATTEMPTS	56/56	29/29
FIELD GOALS/ATTEMPTS	17/31	12/31

	PASSING	ATT	COMP	YDS	PCT	AVG	ATT	TD	PCT	INT	INT	LG	SKS/YDS	RATING
Meredith	344	177	2,805	51.5	8.15	24	7.0	12	3.5	95†	37/261	79.9		
Rhodes	36	21	253	58.3	7.03	0	0.0	1	2.8	47	4/39	45.0		
Morton	27	13	225	48.1	8.33	3	11.1	1	3.7	41	1/8	65.0		
Reeves	6	3	48	50.0	8.00	0	0.0	0	0.0	29	0/0	66.7		
COWBOYS	413	214	3,331	51.8	8.07	27	6.5	14	3.4	95†	42/308	74.8		
Opponents	457	212	2,802	46.4	6.13	17	3.7	17	3.7	78	60/420	63.1		

RUSHING	ATT	YDS	AVG	LG	TD
Reeves	175	757	4.3	67	8
Perkins	186	726	3.9	24	8
Meredith	38	242	6.4	22	5
Shy	17	118	6.9	68	1
Garrison	16	62	3.9	13	1
Renfro	8	52	6.5	27	0
Morton	7	50	7.1	12	0
Clarke	8	49	6.1	26	0
Rhorne	7	37	5.4	11	0
Villanueva	1	23	23.0	23	0
Smith	7	7	1.0	2	1
Hayes	1	-1	0.0	0	0
COWBOYS	471	2,122	4.5	68	24
Opponents	356	1,176	3.3	41	6

RECEIVING	NO	YDS	AVG	LG	TD
Hayes	64	1,232	19.3	95†	13
Reeves	41	557	13.6	51†	8
Gent	27	474	17.6	84	1
Clarke	26	355	13.7	33	4
Perkins	23	231	10.0	39	0
Dial	14	252	18.0	39	1
Norman	12	144	12.0	31	0
Renfro	4	65	16.3	42	0
Garrison	2	18	9.0	17	0
Smith	1	3	3.0	3	0
COWBOYS	214	3,331	15.6	95†	27
Opponents	212	2,802	13.2	78†	17

INTERCEPTIONS	NO	YDS	AVG	LG	TD
Green	4	88	22.0	41†	1
Gaechter	3	28	9.3	23	0
Renfro	2	57	28.5	33	0
Logan	2	44	22.0	22	1
Livingston	2	13	6.5	13	0
Jordan	1	49	49.0	49†	1
Edwards	1	12	12.0	12	0
Andrie	1	6	6.0	6†	1
Tubbs	1	6	6.0	6	0
COWBOYS	17	303	17.8	49†	3
Opponents	14	274	19.6	58	1

PUNTING	NO	YDS	AVG	TB	IN	LG	BL	NET
Villanueva	65	2,551	39.2	3	14	58	1	36.7
COWBOYS	65	2,551	39.2	3	14	58	1	36.7
Opp.	79	3,349	42.4	3	21	67	0	38.4

PUNT RETURNS	NO	FC	YDS	AVG	LG	TD
Renfro	21	6	123	5.9	38	0
Hayes	17	4	106	6.2	18	0
Holloway	1	0	30	30.0	30	0
Reeves	2	2	-1	-0.5	14	0
COWBOYS	41	12	258	6.3	38	0
Opponents	26	26	108	4.3	67	1

KICKOFF RETURNS	NO	YDS	AVG	LG	TD
Renfro	19	487	25.6	87†	1
Garrison	20	445	22.0	35	0
Reeves	3	56	18.7	21	0
Neely	2	18	9.0	13	0
COWBOYS	44	1,006	22.8	87†	1
Opponents	78	1,699	21.8	93†	3

SCORE BY	QUARTERS	1	2	3	4	OT	T
COWBOYS		78	128	101	138	0	445
Opponents		50	79	62	48	0	239

FIELD GOALS	7-19	20-29	30-39	40-49	50+
Villanueva	9-9	1-8	5-6	1-8	0-0
COWBOYS	9-9	1-8	5-6	1-8	0-0
Opponents	1-2	5-6	4-12	2-9	0-2

SCORING	TOR	TDP	TDR1	FG	PAT	S	TP
Villanueva	0	0	0	17/31	56/56	0	107
Reeves	8	8	0	0/0	0/0	0	96
Hayes	0	13	0	0/0	0/0	0	78
Perkins	8	0	0	0/0	0/0	0	48
Meredith	5	0	0	0/0	0/0	0	30
Clarke	0	4	0	0/0	0/0	0	24
Andrie	0	0	1a	0/0	0/0	0	6
Dial	0	1	0	0/0	0/0	0	6
Garrison	1	0	0	0/0	0/0	0	6
Gent	0	1	0	0/0	0/0	0	6
Green	0	0	1b	0/0	0/0	0	6
Howley	0	0	1c	0/0	0/0	0	6
Jordan	0	0	1d	0/0	0/0	0	6
Renfro	0	0	1e	0/0	0/0	0	6
Shy	1	0	0	0/0	0/0	0	6
Smith	1	0	0	0/0	0/0	0	6
COWBOYS	24	27	5	17/31	56/56	1+	445
Opponents	6	17	6*	12/31	29/29	0	239

a 6 interception return vs. N.Y. Giants (12/18)  
 b 41 interception return vs. N.Y. Giants (9/18)  
 c 97 kickoff return vs. Atlanta (10/2)  
 d 49 interception return vs. Pittsburgh (10/30)  
 e 87 kickoff return vs. Pittsburgh (10/30)  
 + Townes tackled Johnson in end zone vs. Atlanta (10/2)  
 \* Woodson 56 interception return vs. Pittsburgh (10/30)  
 Butler 93 kickoff return vs. Pittsburgh (10/30)  
 Brown 93 kickoff return vs. Philadelphia (11/6)  
 Brown 90 kickoff return vs. Philadelphia (11/6)  
 Martin 40 punt return vs. Philadelphia (11/6)  
 Roger recovered blocked punt in end zone vs. Washington (12/11)

### USUAL STARTERS

WR <b>Bob Hayes</b>	LE Willie Townes (8)
LT Jim Boeke (10)	Larry Stephens (6)
Tommy Liscio (4)	LT Jim Colvin
LG Tommy Liscio (10)	RT <b>Bob Lilly</b>
John Niland (4)	RE <b>George Andrie</b>
C <b>Dave Manders</b>	LLB <b>Chuck Howley</b>
RG Leon Donohue	MLB Lee Roy Jordan
RT Ralph Neely	RLB Dave Edwards
TE Pettis Norman	LCB <b>Cornell Green</b>
WR Pete Gent (10)	RCB Warren Livingston
Buddy Dial (3)	SS Mike Gaechter
QB <b>Don Meredith</b>	FS <b>Mel Renfro (8)</b>
RB Dan Reeves	Obert Logan (6)
FB <b>Don Perkins</b>	P Danny Villanueva
K Danny Villanueva	

*Pro Bowlers in Bold*





## 1968 ★ DALLAS COWBOYS STATISTICS ★ 1968

FIRST PLACE, CAPITOL DIVISION  
HEAD COACH: TOM LANDRY

PRESEASON (3-3)			
Date	W/L	Score	Opponent
8/3	W	24-30	Chicago @ Canton
8/11	W	16-14	@ San Francisco
8/17	W	42-10	@ L.A. Rams
8/24	L	27-31	GREEN BAY
8/31	W	33-19	@ Houston
9/7	L	10-16	BALTIMORE

REGULAR SEASON (12-2)			
Date	W/L	Score	Opponent
9/15	W	59-13	DETROIT
9/22	W	28-7	CLEVELAND
9/29	W	45-13	@ Philadelphia
10/6	W	27-10	@ St. Louis
10/13	W	34-14	PHILADELPHIA
10/20	W	20-7	@ Minnesota
10/28	L	17-28	GREEN BAY
11/3	W	17-3	@ New Orleans
11/10	L	21-27	N.Y. GIANTS
11/17	W	44-24	@ Washington
11/24	W	34-3	@ Chicago
11/28	W	29-20	WASHINGTON
12/8	W	28-7	PITTSBURGH
12/15	W	28-10	@ N.Y. Giants

1968 EASTERN CHAMPIONSHIP GAME			
12/21	L	20-31	@ Cleveland

PLAYOFF BOWL GAME (Miami)			
1/5/69	W	17-13	Minnesota

TEAM STATISTICS	DALLAS	OPP
RUSHING DOWNS	297	202
First	135	61
Passing	143	123
Penalty	19	18
Third Down-Made/Att	87/188	66/193
Third Down Efficiency	46.3	34.2
Fourth Down-Made/Att	6/6	6/19
TOTAL NET YARDS	5,117	3,633
Avg. Per Game	365.5	259.5
Total Plays	913	863
Avg. Per Play	5.6	4.2
NET YARDS RUSHING	2,091	1,195
Avg. Per Game	149.4	85.4
Total Rushes	480	369
Avg. Per Rush	4.4	3.2
NET YARDS PASSING	3,026	2,438
Sacked/Yards Lost	34/269	51/400
Gross Yards	3,295	2,838
Attempts/Completions	399/217	428/220
Pct. of Completions	54.4	51.4
Had Intercepted	18	26
PUNTS/AVERAGE	59/40.9	77/40.4
Net Punting Average	36.4	33.7
PUNT RET./AVG.	30/13.5	25/5.1
KICKOFF RET./AVG.	39/21.6	68/19.5
INT./AVG. RET.	26/10.6	18/20.5
PENALTIES/YARDS	77/751	54/657
FUMBLES/BALL LOST	21/15	21/15
TOUCHDOWNS	54	23
Rushing	22	2
Passing	25	20
Returns	7	1
EXTRA POINTS/ATTEMPTS	54/54	21/23
FIELD GOALS/ATTEMPTS	17/29	9/22

RUSHING	ATT	YDS	AVG	LG	TD
Perkins	191	836	4.4	28t	4
Baynham	103	438	4.3	22t	5
Garrison	45	271	5.9	22	5
Shy	64	179	2.8	17t	1
Reeves	40	178	4.5	25	4
Meredith	22	123	5.6	16	1
Norman	4	51	12.8	26	0
Morton	4	28	7.0	12	2
Hayes	4	2	0.5	0	0
Gen	2	-5	-2.5	-5	0
COWBOYS	480	2,071	4.4	28t	22
Opponents	369	1,195	3.2	27	2

RECEIVING	NO	YDS	AVG	LG	TD
Rentzel	54	1,009	18.7	65t	6
Hayes	53	909	17.2	54t	10
Baynham	29	380	13.1	40	3
Norman	18	204	11.3	34	1
Perkins	17	180	11.1	24	2
Gen	16	194	12.1	22	0
Shy	10	105	10.5	41	0
Garrison	7	111	15.9	53	0
Reeves	7	84	12.0	21	1
Homan	4	92	23.0	36t	1
Wright	1	15	15.0	15t	0
Randle	1	12	12.0	12	0
COWBOYS	217	3,296	15.2	65t	25
Opponents	220	2,838	12.9	80t	20

INTERCEPTIONS	NO	YDS	AVG	LG	TD
Howley	6	115	19.2	58	1
Green	4	73	18.3	55t	1
Gaehter	3	23	7.6	17	0
Jordan	3	17	5.7	7	0
Johnson	3	3	1.0	3	0
Rentro	3	5	1.7	5	0
Daniels	2	25	12.5	17	0
Simmons	1	8	8.0	8	0
Cole	1	5	5.0	5	1
COWBOYS	26	275	10.6	58	3
Opponents	18	335	20.5	89	1

PUNTING	NO	YDS	AVG	TBIN20	LG	BL	NET
Widby	59	2,415	40.9	7	17	84	36.4
COWBOYS	59	2,415	40.9	7	17	84	36.4
Opp.	77	3,119	40.4	6	22	57	33.7

PUNT RETURNS	NO	FC	YDS	AVG	LG	TD
Hayes	15	9	312	20.8	90t	2
Rentzel	14	12	93	6.6	27	0
Homan	1	0	0	0.0	0	0
Gaehter	0	1	0	0.0	0	0
COWBOYS	30	23	405	13.5	90t	2
Opponents	25	16	128	5.1	48	0

KICKOFF RETURNS	NO	YDS	AVG	LG	TD
Baynham	23	590	25.7	40	0
Daniels	9	193	21.5	32	0
Neely	3	17	5.6	9	0
Homan	2	21	10.5	21	0
Hayes	1	20	20.0	20	0
Norman	1	0	0.0	0	0
COWBOYS	39	843	21.6	40	0
Opponents	68	1,326	19.5	53	0

PASSING	ATT	COMP	YDS	PCT	AVG	ATT	PCT	PCT	PCT	LG	SKS/YDS	RATING
Meredith	309	171	2,500	55.3	8.09	21	6.8	12	3.9	65t	30/180	88.3
Morton	85	44	752	51.8	8.85	4	4.7	6	7.1	53	4/39	68.2
Reeves	4	2	43	50.0	10.75	0	0.0	0	0.0	24	0/0	101.8
Baynham	1	0	0	0.0	0.00	0	0.0	0	0.0	0	0/0	39.6
COWBOYS	399	217	3,295	54.4	8.26	25	6.3	18	4.5	65t	34/269	84.1
Opponents	428	220	2,838	51.4	6.63	20	4.7	26	6.1	80t	51/400	63.9

SCORE BY QUARTERS	1	2	3	4	OT	T
COWBOYS	72	133	85	141	0	431
Opponents	19	68	59	40	0	186

FIELD GOALS	7-19	20-29	30-39	40-49	50+
Clark	6-6	7-8	1-6	2-6	1-3
COWBOYS	6-6	7-8	1-6	2-6	1-3
Opponents	3-3	3-3	3-11	0-4	0-1

SCORING	TDR	TDP	TDR1	FG	PAT	S	TP
M. Clark	0	0	0	17/29	54/54	0	105
Hayes	0	10	2a	0/0	0/0	0	72
Baynham	5	3	0	0/0	0/0	0	48
Perkins	4	2	0	0/0	0/0	0	36
Rentzel	0	6	0	0/0	0/0	0	36
Garrison	5	0	0	0/0	0/0	0	30
Reeves	4	1	0	0/0	0/0	0	30
Cole	0	0	2b	0/0	0/0	0	12
Morton	2	0	0	0/0	0/0	0	12
Green	0	0	1c	0/0	0/0	0	6
Homan	0	1	0	0/0	0/0	0	6
Howley	0	0	1d	0/0	0/0	0	6
Meredith	1	0	0	0/0	0/0	0	6
Shy	1	0	0	0/0	0/0	0	6
Townes	0	0	1e	0/0	0/0	0	8
Norman	0	1	0	0/0	0/0	0	2
Wright	0	1	0	0/0	0/0	0	6
Pugh	0	0	0	0/0	0/0	1	2
COWBOYS	22	25	7	17/29	54/54	1+	431
Opponents	2	20	1*	9/22	21/23	0	186

a 90 punt return vs. Pittsburgh (12/8)  
 b 63 punt return vs. N.Y. Giants (12/15)  
 b 21 fumble return vs. Washington (11/17)  
 5 interception return vs. Washington (11/28)  
 c 55 interception return vs. Minnesota (10/20)  
 d 35 interception return vs. Detroit (9/15)  
 e 20 fumble return vs. Cleveland (9/22)  
 + Pugh forced fumble in end zone vs. Washington (11/28)  
 \* Hanburger 30 interception return vs. Washington (11/17)

## USUAL STARTERS

WR	Bob Hayes	LE	Larry Cole (10)
LT	Tony Lucio	RT	Willie Townes (4)
LG	John Niland	LT	Jethro Pugh
C	Malcolm Walker	RT	Bob Lilly
RG	John Wilbur	RE	George Andrie
RT	Ralph Neely	LLB	Chuck Howley
TE	Pettis Norman	MLB	Lee Roy Jordan
WR	Lance Rentzel	RLB	Dave Edwards
QB	Don Meredith	LCB	Cornell Green
RB	Craig Baynham (8)	RCB	Mike Johnson
	Dan Reeves (4)	SS	Mike Gaehter
FB	Don Perkins	FS	Mel Rentro (8)
K	Mike Clark		Dick Daniels (8)
		P	Ron Widby

Pro Bowlers in Bold



# 1969 ★ DALLAS COWBOYS STATISTICS ★ 1969

STAFF PLAYERS 2013 SEASON RECORDS PLAYOFF RECORDS 1969 STATISTICS SIDELINES

## FIRST PLACE, CAPITOL DIVISION HEAD COACH: TON LANDRY

PRESEASON (4-2)			
Date	W/L	Score	Opponent
8/8	L	17-24	@ L.A. Rams
8/17	W	20-17	@ San Francisco
8/23	W	31-13	GREEN BAY
8/28	W	14-11	@ Houston
9/6	W	25-9	N.Y. JETS
9/14	L	7-23	BALTIMORE

REGULAR SEASON (11-2-1)			
9/21	W	24-3	ST. LOUIS
9/28	W	21-17	@ New Orleans
10/5	W	38-7	@ Philadelphia
10/12	W	24-17	@ Atlanta
10/19	W	49-14	PHILADELPHIA
10/27	W	25-3	N.Y. GIANTS
11/2	L	10-42	@ Cleveland
11/9	W	33-17	NEW ORLEANS
11/16	W	41-28	@ Washington
11/23	L	23-24	@ Los Angeles
11/27	T	24-24	SAN FRANCISCO
12/7	W	10-7	@ Pittsburgh
12/13	W	27-10	BALTIMORE
12/21	W	20-10	WASHINGTON

1969 EASTERN CHAMPIONSHIP GAME		
12/28	L	14-38
		CLEVELAND
		69,321

PLAYOFF BOWL GAME (Miami)		
1/3/70	L	0-31
		L.A. Rams
		31,151

TEAM STATISTICS	DALLAS	OPP
FIRST DOWNS	275	203
Rushing	133	52
Passing	125	141
Penalty	17	10
Third Down-Made/Att.	82/197	64/191
Third Down Efficiency	41.6	33.5
Fourth Down-Made/Att.	2/6	3/8
TOTAL NET YARDS	5,122	3,707
Avg. Per Game	365.9	264.8
Total Plays	931	826
Avg. Per Play	5.5	4.5
NET YARDS RUSHING	2,276	1,050
Avg. Per Game	162.6	75.0
Total Rushes	532	313
Avg. Per Rush	4.3	3.4
NET YARDS PASSING	2,846	2,657
Sacked/Yards Lost	44/366	55/452
Gross Yards	3,212	3,109
Attempts/Completions	355/189	458/235
Pct. of Completions	53.2	51.3
Had Intercepted	18	24
POINTS/AVERAGE	63/43.3	82/42.2
Net Punting Average	37.2	37.7
PUNT RET./AVG.	38/7.2	43/7.1
KICKOFF RET./AVG.	36/19.9	64/19.4
INT./AVG. RET.	24/14.1	18/9.3
PENALTIES/YARDS	81/840	58/680
FUMBLES/BALL LOST	28/12	23/11
TOUCHDOWNS	44	28
Rushing	17	3
Passing	24	23
Returns	3	2
EXTRA POINTS/ATTEMPTS	43/44	28/28
FIELD GOALS/ATTEMPTS	20/36	9/25

RUSHING	ATT	YDS	AVG	LG	TD
Hill	204	942	4.6	55	8
Garrison	176	818	4.6	21	2
Reeves	59	173	2.9	12	4
Shy	42	154	3.7	23	1
Morton	16	62	4.0	15	1
Staubach	15	60	4.0	19	1
Welch	6	21	3.5	6	0
Norman	5	20	4.0	21	0
Hayes	4	17	4.3	6	0
Rentzel	2	11	5.5	14	0
Baynham	3	-2	-0.6	2	0

COWBOYS	532	2,276	4.3	55	17
Opponents	313	1,050	3.4	25	3

RECEIVING	NO	YDS	AVG	LG	TD
Rentzel	43	969	22.3	75	12
Hayes	40	746	18.7	67	4
Hill	20	232	11.6	28	0
Reeves	18	187	10.4	29	1
Dirka	17	369	21.7	51	3
Norman	13	238	18.3	31	3
Garrison	13	131	10.1	25	0
Homan	12	240	20.0	66	0
Shy	8	124	15.5	49	1
Conrad	4	74	18.5	34	0
Wright	1	12	12.0	12	0

COWBOYS	189	3,212	17.0	75	24
Opponents	235	3,109	13.2	88	23

INTERCEPTIONS	NO	YDS	AVG	LG	TD
Rentzel	10	118	11.8	41	0
Gaechter	3	72	24.0	37	0
Jordan	2	38	19.0	38	0
Howley	2	37	18.5	28	0
P. Clark	2	2	1.0	2	0
Green	2	0	0.0	0	0
Cole	1	41	41.0	41	1
Brown	1	31	31.0	31	0
Edwards	1	0	0.0	0	0

COWBOYS	24	339	14.1	41	1
Opponents	18	167	9.3	56	1

PUNTING	NO	YDS	AVG	TB	IN20	LG	BL	NET
Widby	63	2,729	43.3	4	9	62	0	37.2
COWBOYS	63	2,729	43.3	4	9	62	0	37.2
Opp.	82	3,463	42.2	5	21	81	0	37.7

PUNT RETURNS	NO	FC	YDS	AVG	LG	TD
Hayes	18	5	179	9.9	50	0
Rentzel	15	7	80	5.3	34	0
Rentzel	4	3	14	3.5	11	0
Johnson	1	0	0	0.0	0	0
COWBOYS	38	15	273	7.2	50	0
Opponents	43	7	305	7.1	28	0

KICKOFF RETURNS	NO	YDS	AVG	LG	TD
Flowers	11	238	20.8	30	0
Baynham	7	114	16.3	29	0
Welch	5	112	22.4	35	0
Hill	4	125	31.3	46	0
Hayes	3	80	26.7	46	0
Shy	3	47	15.6	26	0
Green	2	0	0.0	0	0
Garrison	1	2	2.0	2	0
COWBOYS	36	718	19.9	46	0
Opponents	64	1,242	19.4	60	0

SCORE BY QUARTERS	1	2	3	4	OT	T
COWBOYS	102	106	54	107	0	369
Opponents	62	64	48	49	0	223

FIELD GOALS	7-19	20-29	30-39	40-49	50+
Clark, M.	7-8	6-7	4-7	3-11	0-3
COWBOYS	7-8	6-7	4-7	3-11	0-3
Opponents	1-1	3-5	4-5	1-12	0-2

Clark: (23M,30), (47M), (14,47M), (47,32M), (17M, 33M), (41M,42M,47,35,15), (14,50M), (21,21, 46M,40M), (36,14,50M), (18,22,43), (47M,24, 37M), (32), (15,27,46M), (12,24,54M)  
Opponents: (42M,46M,20,27M), (56M,32M,43), (42B), (34), (48M), (23,50B), (45M,46M), (37,44M), (48B), (36), (48B,21), (1), (24, 43M), (34,27B,42M)

SCORING	TDR	TDP	TDR1	FG	PAT	S	TP
M. Clark	0	0	20/36	43/44	0	103	
Rentzel	0	12	1a	0/0	0/0	78	
Hill	8	0	0/0	0/0	0/0	48	
Reeves	4	1	0/0	0/0	0/0	30	
Hayes	0	4	0/0	0/0	0/0	24	
Dirka	0	3	0/0	0/0	0/0	18	
Norman	0	3	0/0	0/0	0/0	18	
Garrison	2	0	0/0	0/0	0/0	12	
Shy	1	1	0/0	0/0	0/0	12	
Cole	0	0	1c	0/0	0/0	6	
Lilly	0	0	1b	0/0	0/0	6	
Morton	1	0	0/0	0/0	0/0	6	
Staubach	1	0	0/0	0/0	0/0	6	
Andrie	0	0	0/0	0/0	0/0	1+2	
COWBOYS	17	24	3	20/36	43/44	1+369	
Opponents	3	23	2*	9/25	28/28	0	223

a Fumble recovery in end zone @ Philadelphia (10/5)

b 9 fumble return vs. Philadelphia (10/19)

c 41 interception return @ Washington (11/16)

+ Andrie tackled Tankerton in end zone vs. N.Y. Giants (10/27)

\* Bradley 56 interception return vs. Philadelphia (10/19)

Hangburger 19 fumble return vs. Washington (12/21)

### USUAL STARTERS

WR Bob Hayes (10)	LE Larry Cole
LT Dennis Homan (4)	LT Jethro Pugh (11)
LT Tony Lucio	RB Ron East (3)
LG John Niland	RT Bob Lilly
C Malcolm Walker	RE George Andrie
RG John Wilbur	LLB Dave Edwards
RT Ralph Neely (11)	MLB Lee Roy Jordan
Rayfield Wright (3)	RLB Chuck Howley
TE Pettis Norman (10)	LCB Cornell Green
Mike Ditka (4)	RCB Phil Clark
WR Lance Rentzel	SS Mike Gaschter
QB Craig Morton	FS Mel Rentro
RB Calvin Hill	P Ron Widby
FB Walt Garrison	
K Mike Clark	<i>Pro Bowlers in Bold</i>

PASSING	ATT	COMP	YDS	PCT	AVG	PCT	PCT	PCT	LG	SK	YDS	RATING
Morton	302	162	2,619	53.6	8.67	21	7.0	15	5.0	67	30/246	89.4
Staubach	47	23	421	49.0	8.96	1	2.1	2	4.3	75	12/106	65.5
Hill	3	3	137	100.0	45.66	2	66.7	0	0.0	53	0/0	158.3
Reeves	3	1	35	33.3	11.67	0	0.0	1	33.3	35	2/14	38.9
COWBOYS	355	189	3,212	53.2	9.05	24	6.3	18	7.1	75	44/366	85.6
Opponents	458	235	3,109	51.3	6.79	23	5.0	24	5.2	88	55/452	68.0





# 1971 ★ DALLAS COWBOYS STATISTICS ★ 1971

STAFF PLAYERS 2013 SEASON RECORDS PLAYOFF RECORDS STATISTICS 1971 SIDELINES

## FIRST PLACE, NFC EAST HEAD COACH: TOM LANDRY

PRESEASON (6-0)			
Date	W/L	Score	Opponent
8/6	W	45-21	@ L.A. Rams
8/14	W	36-21	NEW ORLEANS
8/20	W	16-15	CLEVELAND
8/26	W	28-20	@ Houston
9/3	W	27-14	@ Baltimore
9/11	W	24-17	KANSAS CITY
REGULAR SEASON (11-3)			
9/19	W	49-37	@ Buffalo
9/26	W	42-7	@ Philadelphia
10/3	L	16-20	WASHINGTON
10/11	W	20-13	N.Y. GIANTS
10/17	L	14-24	@ New Orleans
10/24	W	44-21	NEW ENGLAND
10/31	L	19-23	@ Chicago
11/7	W	16-13	@ St. Louis
11/14	W	20-7	PHILADELPHIA
11/21	W	13-0	@ Washington
11/25	W	28-21	L.A. RAMS
12/4	W	52-10	N.Y. JETS
12/12	W	42-14	@ N.Y. Giants
12/18	W	31-12	ST. LOUIS
1971 DIVISIONAL PLAYOFF			
12/25	W	20-12	@ Minnesota
1971 NFC CHAMPIONSHIP GAME			
1/2/72	W	14-3	SAN FRANCISCO
SUPER BOWL VI (New Orleans)			
1/16/72	W	24-3	Miami

TEAM STATISTICS		
	DALLAS	OPP
FIRST DOWNS	288	200
Rushing	135	59
Passing	144	125
Penalty	9	16
Third Down-Made/Att	87/183	68/182
Third Down Efficiency	47.5	37.4
Fourth Down-Made/Att	2/3	3/16
TOTAL NET YARDS	5,035	3,468
Avg. Per Game	359.6	247.7
Total Plays	905	817
Avg. Per Play	5.6	4.2
NET YARDS RUSHING	2,249	1,144
Avg. Per Game	160.6	81.7
Total Rushes	512	353
Avg. Per Rush	4.4	3.2
NET YARDS PASSING	2,786	2,324
Sacked/Yards Lost	32/251	43/336
Gross Yards	3,037	2,660
Attempts/Completions	361/206	421/209
Pct. of Completions	57.1	49.6
Had Intercepted	14	26
PUNTS/AVERAGE	56/41.6	65/41.5
Net Punting Average	35.0	36.1
PUNT RET./AVG.	31/8.0	26/8.9
KICKOFF RET./AVG.	50/27.5	70/24.0
INT./AVG. RET.	26/15.5	14/21.7
PENALTIES/YARDS	94/952	61/647
FUMBLES/BALL LOST	30/21	40/25
TOUCHDOWNS	50	25
Rushing	22	8
Passing	22	15
Returns	3	2
EXTRA POINTS/ATTEMPTS	50/50	24/25
FIELD GOALS/ATTEMPTS	18/33	16/23

	PASSING	ATT	COMP	YDS	PCT	AVG	TD	PCT	INT	PCT	LG	SKS/YDS	RATING
Staubach	211	126	1,882	59.7	8.91	15	7.1	4	1.9	85†	23/175	104.8	
Morton	143	78	1,131	54.5	7.91	7	4.9	8	5.6	76†	9/76	73.5	
Reeves	5	2	24	4.0	4.80	0	0.0	1	20.0	14	0/0	15.8	
D. Thomas	1	0	0	0.0	0.00	0	0.0	0	0.0	0	0/0	39.6	
Hill	1	0	0	0.0	0.00	0	0.0	1	100.0	0	0/0	0.0	
COWBOYS	361	206	3,037	57.1	8.41	22	6.1	14	3.9	85†	32/251	88.8	
Opponents	421	209	2,660	49.6	6.32	15	3.6	26	6.2	75†	43/336	55.9	

RUSHING	ATT	YDS	AVG	LG	TD
D. Thomas	175	793	4.5	56†	11
Hill	106	468	4.4	17	8
Garrison	127	429	3.4	34	1
Staubach	41	343	8.4	31	2
Reeves	17	79	4.6	22	0
Williams	21	67	3.2	16	1
Welch	14	51	3.6	14	1
Hayes	3	18	6.0	11	0
Morton	4	9	2.3	4	1
Ditka	2	2	1.0	11	0
Alworth	2	-10	-5.0	-4	0
COWBOYS	512	2,249	4.4	56†	25
Opponents	353	1,144	3.2	57†	8

RECEIVING	NO	YDS	AVG	LG	TD
Garrison	40	396	9.9	36	1
Hayes	35	840	24.0	85†	8
Alworth	34	487	14.3	26	2
Ditka	30	360	12.0	29	1
Hill	19	244	12.8	27†	3
Truax	15	232	15.5	25	1
D. Thomas	13	153	11.8	34†	2
Richardson	8	170	21.3	45†	3
Adkins	4	53	13.3	23	0
Williams	3	59	19.7	35	0
Reeves	3	25	8.3	11	0
Rucker	1	19	19.0	19†	1
Welch	1	-1	-1.0	-1	0
COWBOYS	206	3,037	14.7	85†	22
Opponents	209	2,660	12.7	75†	15

INTERCEPTIONS	NO	YDS	AVG	LG	TD
Adlerley	6	182	30.3	46	0
Howley	5	122	24.4	53	0
Renfro	4	11	2.8	7	0
Waters	2	37	18.5	30	0
Jordan	2	34	17.0	23	0
Green	2	16	8.0	12	0
Edwards	2	0	0.0	0	0
Harris	2	0	0.0	0	0
Lewis	1	0	0.0	0	0
COWBOYS	26	402	15.5	53	0
Opponents	14	304	21.7	60	1

USUAL STARTERS			
WR	Bob Hayes	LE	Larry Cole
LT	Ralph Neely (7)	LT	Jethro Pugh
	Tony Liscio (5)	RT	Rob Lilly
LG	John Niland	RE	George Andrie
C	Dave Manders	LLB	Dave Edwards
RG	Blaine Nye	MLB	Lee Roy Jordan
RT	Rayfield Wright	RLB	Chuck Howley
TE	Billy Truax (10)	LCB	Herb Adlerley
	Mike Ditka (4)	RCB	Mel Renfro
WR	Lance Alworth (11)	SS	Cornell Green
	Gloster Richardson (3)	FS	Cliff Harris (1)
QB	Roger Staubach (10)	CB	Charlie Waters (3)
	Craig Morton (4)	P	Ron Widby
RB	Duane Thomas (9)		
	Calvin Hill (5)		
FB	Walt Garrison		
K	Mike Clark (11)		
	Tony Fritsch (3)		

*Pro Bowlers in Bold*

PUNTING	NO	YDS	AVG	TB IN 20	LG	BL	NET
Widby	56	2,329	41.6	7	17	59	1 35.0
COWBOYS	56	2,329	41.6	7	17	59	1 35.0
Opp.	65	2,697	41.5	5	17	58	1 36.1

PUNT RETURNS	NO	FC	YDS	AVG	LG	TD
Harris	17	8	129	7.6	35	0
Waters	9	5	109	12.1	42	0
Adkins	4	0	5	1.3	10	0
Hayes	1	0	5	0.2	5	0
Renfro	0	1	0	0.0	0	0
COWBOYS	31	14	248	8.0	42	0
Opponents	26	15	231	8.9	43	0

KICKOFF RETURNS	NO	YDS	AVG	LG	TD
Harris	29	823	28.4	77	0
I. Thomas	7	295	42.1	101†	2
Welch	4	105	26.3	39	0
Ditka	3	30	10.0	20	0
D. Thomas	2	64	32.0	33	0
Waters	1	18	18.0	18	0
Lewis	1	15	15.0	15	0
Hayes	1	14	14.0	14	0
Williams	1	12	12.0	12	0
Green	1	0	0.0	0	0
COWBOYS	50	1,376	27.5	101†	2
Opponents	70	1,681	24.0	52	0

SCORES BY QUARTERS	1	2	3	4	OT	T
COWBOYS	96	139	72	99	0	406
Opponents	62	59	62	69	0	222

FIELD GOALS	7-19	20-29	30-39	40-49	50+
M. Clark	5-5	4-6	0-1	4-12	0-1
Fritsch	1-1	3-3	0-1	1-3	0-0
COWBOYS	6-6	7-9	0-2	5-15	0-1
Opponents	0-0	4-6	9-11	3-6	0-0

Clark: (1), (48M, 42M), (48M, 22, 9, 27), (42, 41, 41M), (50M), (16, 17, 45M, 12), (21M, 42M, 29M, 10), (1), (43M, 26, 31M, 48), (1), (47M, 45), (1), (24)

Fritsch: (1), (1), (1), (1), (1), (1), (27, 42M, 14, 26), (23, 41M, 39M, 46), (1), (1), (1), (1)

Opponents: (40, 49M), (1), (25, 32), (35, 20), (36), (1), (44, 38, 35), (41, 47M, 36), (22M), (1), (31M), (35), (35M), (23M, 33, 29, 23, 35, 45M)

SCORING	TD	DP	TDR	FG	PAT	S	TP
M. Clark	0	0	0	13/25	47/47	0	86
D. Thomas	11	2	0	0/0	0/0	0	78
Hill	8	3	0	0/0	0/0	0	66
Hayes	0	8	0	0/0	0/0	0	48
Richardson	0	3	0	0/0	0/0	0	18
Fritsch	0	0	0	5/8	2/2	0	17
Alworth	0	2	0	0/0	0/0	0	12
Garrison	1	1	0	0/0	0/0	0	12
Staubach	2	0	0	0/0	0/0	0	12
I. Thomas	0	2	0	0/0	0/0	0	12
Welch	1	0	0	0/0	0/0	1	8
Ditka	0	1	0	0/0	0/0	0	6
Lilly	0	0	1b	0/0	0/0	0	6
Morton	1	0	0	0/0	0/0	0	6
Rucker	0	1	0	0/0	0/0	0	6
Truax	0	1	0	0/0	0/0	0	6
Williams	1	0	0	0/0	0/0	0	6
Reeves	0	0	0	0/0	1/1†	0	1
COWBOYS	25	22	3	18/33	50/50	1	406
Opponents	8	15	2*	16/23	24/24	0	222

a 89 kickoff return vs. Los Angeles (11/25)  
 101 kickoff return vs. N.Y. Jets (12/4)  
 b 7 fumble return vs. Philadelphia (9/26)  
 15.8 + tackled Green in end zone vs. Chicago (10/31)  
 # runs left end on bad snap vs. St. Louis (11/7)  
 \* Nelson 101 field goal return vs. Philadelphia (9/2)  
 Athas 37 int. return vs. N.Y. Giants (12/12)

## 1972 ★ DALLAS COWBOYS STATISTICS ★ 1972

SECOND PLACE, NFC EAST  
HEAD COACH: TOM LANDRY

## PRESEASON (6-1)

Date	W/L	Score	Opponent	Att.
7/28	W	20-7	Coll. All-Stars @ Chi.	54,162
8/5	W	26-24	HOUSTONS	65,405
8/12	W	27-13	@ L.A. Rams	66,051
8/19	W	30-7	@ New Orleans	81,070
8/26	W	34-27	N.Y. JETS	65,386
9/2	L	10-20	@ Kansas City	79,592
9/9	W	16-10	OAKLAND	62,607

## REGULAR SEASON (10-4)

Date	W/L	Score	Opponent	Att.
9/17	W	28-6	PHILADELPHIA	55,850
9/24	W	23-14	@ N.Y. Giants	62,725
10/1	L	13-16	@ Green Bay	47,103
10/8	W	17-13	PITTSBURGH	65,682
10/15	W	21-0	@ Baltimore	58,992
10/22	L	20-24	@ Washington	53,039
10/30	W	28-24	DETROIT	65,378
11/5	W	34-28	@ San Diego	54,476
11/12	W	33-24	ST. LOUIS	65,218
11/19	W	28-7	@ Philadelphia	65,720
11/23	L	10-31	SAN FRANCISCO	65,124
12/3	W	27-6	@ St. Louis	49,797
12/9	W	34-24	WASHINGTON	65,136
12/17	L	3-23	N.Y. Giants	64,602

## 1972 DIVISIONAL PLAYOFF

12/23	W	30-28	@ San Francisco	61,214
-------	---	-------	-----------------	--------

## 1972 NFC CHAMPIONSHIP GAME

12/31	L	3-26	@ Washington	53,129
-------	---	------	--------------	--------

## TEAM STATISTICS

	DALLAS	OPP
FIRST DOWNS	256	217
Rushing	118	81
Passing	126	113
Penalty	12	23
Third Down-Made/Att	89/201	78/187
Third Down Efficiency	44.3	41.7
Fourth Down-Made/Att	5/11	7/15
TOTAL NET YARDS	4,466	3,755
Avg. Per Game	319.0	268.2
Total Plays	897	842
Avg. Per Play	5.0	4.5
NET YARDS RUSHING	2,124	1,515
Avg. Per Game	151.7	108.2
Total Rushes	499	428
Avg. Per Rush	4.3	3.5
NET YARDS PASSING	2,342	2,240
Sacked/Yards Lost	31/238	32/268
Gross Yards	2,580	2,508
Attempts/Completions	367/196	382/187
Pct. of Completions	53.4	49.0
Had Intercepted	23	16
PUNTS/AVERAGE	51/38.2	65/40.6
Net Punting Average	36.2	36.3
PUNT RET./AVG.	28/4.8	15/2.7
KICKOFF RET./AVG.	50/21.6	52/24.5
INT./AVG. RET.	16/13.3	23/13.1
PENALTIES/YARDS	90/841	59/586
FUMBLES/BALL LOST	27/15	40/17
TOUCHDOWNS	36	28
Rushing	17	7
Passing	16	18
Returns	3	3
EXTRA POINTS/ATTEMPTS	36/36	27/28
FIELD GOALS/ATTEMPTS	21/36	15/34

## RUSHING

	ATT	YDS	AVG	LG	TD
Hill	245	1,036	4.2	26	6
Garrison	167	784	4.7	41	7
Newhouse	28	116	4.1	19	1
Montgomery	35	81	2.3	10	1
Staubach	6	45	7.5	20	0
Morton	8	26	3.3	12	2
Reeves	3	14	4.7	14	0
Neely	1	10	10.0	10	0
Hayes	2	8	4.0	7	0
Fugett	3	2	0.7	9	0
Alworth	1	2	2.0	2	0
COWBOYS	499	2,124	4.3	41	17
Opponents	428	1,515	3.5	34	7

## RECEIVING

	NO	YDS	AVG	LG	TD
Hill	43	364	8.5	33	3
Garrison	37	390	10.5	26	3
Sellers	31	653	21.1	55	5
Parks	18	298	16.6	38	1
Ditka	17	198	11.6	26	1
Hayes	15	200	13.3	29	0
Alworth	15	195	13.0	30	2
Montgomery	8	131	16.4	46	1
Fugett	7	94	13.4	29	0
Truax	4	49	12.3	18	0
Newhouse	1	8	8.0	8	0
COWBOYS	196	2,580	13.2	55	16
Opponents	187	2,508	13.4	94	18

## INTERCEPTIONS

	NO	YDS	AVG	LG	TD
Waters	6	132	22.0	56	1
Harris	3	40	13.3	23	0
Jordan	2	18	9.0	12	0
Green	2	1	0.5	1	0
Lewis	1	15	15.0	15	0
Howley	1	7	7.0	7	0
Renfro	1	0	0.0	0	0
COWBOYS	16	213	13.3	56	1
Opponents	23	302	13.1	45	1

## PUNTING

	NO	YDS	AVG	TB	IN20	LG	BL	NET
Bateman	51	1,949	38.2	3	4	61	0	36.2
COWBOYS	51	1,949	38.2	3	4	61	0	36.2
Opp.	65	2,636	40.6	7	13	63	0	36.3
COWBOYS	28	23	134	4.8	21	0	0	0
Opponents	15	26	41	2.7	14	0	0	0

## PUNT RETURNS

	NO	FC	YDS	AVG	LG	TD
Harris	19	16	78	4.1	21	0
Waters	9	7	56	6.2	17	0

## KICKOFF RETURNS

	NO	YDS	AVG	LG	TD
Harris	26	615	23.7	44	0
Newhouse	18	382	21.2	30	0
Thomas	2	50	25.0	30	0
Waters	2	18	9.0	18	0
Montgomery	1	15	15.0	15	0
Fugett	1	0	0.0	0	0
COWBOYS	50	1,080	21.6	44	0
Opponents	15	1,272	24.5	55	0

## COWBOYS

Opponents	15	1,272	24.5	55	0
-----------	----	-------	------	----	---

## PASSING

	ATT	COMP	YDS	PCT	AVG	TD	PCT	INT	PCT	LG	SKS/YDS	RATING
Morton	339	185	2,396	54.6	7.07	15	4.4	21	6.2	46	23/179	65.9
Staubach	20	9	98	45.0	4.90	0	0.0	2	10.0	21	8/59	20.4
Hill	3	1	55	33.3	18.33	1	33.0	0	0.0	55	0/0	121.5
Montgomery	3	1	31	33.3	10.33	0	0.0	0	0.0	31	0/0	72.9
Reeves	2	0	0	0.0	0.00	0	0.0	0	0.0	0	0/0	39.6
COWBOYS	367	196	2,580	53.4	7.03	16	4.4	23	6.3	55	31/238	64.3
Opponents	382	187	2,508	49.0	6.57	18	4.7	16	4.2	94	32/268	68.5

## SCORE BY

QUARTERS	1	2	3	4	OT	T
COWBOYS	83	101	76	59	0	319
Opponents	25	86	50	79	0	240

## FIELD GOALS

	7-19	20-29	30-39	40-49	50+
Fritsch	6-6	5-5	3-6	5-13	2-6
COWBOYS	6-6	5-5	3-6	5-13	2-6
Opponents	3-4	4-7	4-5	4-15	0-3

## Fritsch:

(46M), (54.13.8), (46.9), (40.44M.50M.33M), (57M.39M.42M), (13.12.50M), (48M), (25.47M.31), (27.14.50.32M.38), (42.49M), (23), (42M.29.42.50M), (42M.36.26), (43) Opponents: (30.42.44M.58M), (45M.24M), (44.26.22.16M.27.8.41M), (39.39.50M.41M), (48M.48M), (42.43M.37M), (43M.17), (50B), (34), (47M.42M), (18), (49M), (16), (22M.49.22.26)
---

## SCORING

	TDR	TDP	TDR1	FG	PAT	S	TP
Fritsch	0	0	0	21/36	36/36	0	99
Garrison	7	3	0	0/0	0/0	0	60
Hill	6	3	0	0/0	0/0	0	54
Sellers	0	5	0	0/0	0/0	0	30
Montgomery	1	1	1a	0/0	0/0	0	18
Alworth	0	2	0	0/0	0/0	0	12
Morton	2	0	0	0/0	0/0	0	12
Ditka	0	1	0	0/0	0/0	0	6
Newhouse	1	0	0	0/0	0/0	0	6
Niland	0	0	1b	0/0	0/0	0	6
Parks	0	1	0	0/0	0/0	0	6
Waters	0	0	1c	0/0	0/0	0	6
COWBOYS	17	16	3	21/36	36/36	2+	319
Opponents	7	18	3	15/34	27/28	0	240

a 54 fumble return vs. San Diego (11/5)

b fumble recovery in endzone vs. Philadelphia

(11/19)

c 28 interception return vs. St. Louis (11/12)

+ Bradley tackled in end zone vs. Philadelphia

(11/19)

Smith centered out of end zone vs. Philadelphia

(11/19)

\* Blount 35 fumble return vs. Pittsburgh (10/8)

Vanderbundt 73 fumble return vs. San Francisco

(11/23)

Vanderbundt 21 interception return vs. San

Francisco (11/23)

## USUAL STATISTICS

WR Ron Sellers (8)	LE Larry Cole (7)
Bob Hayes (6)	Tody Smith (6)
LT Ralph Neely	LT Jethro Pugh
LG John Niland	RT Bob Lilly
C. Dave Manders	RE Pat Toomy
RG Blaine Nye	MLB Dave Edwards
RT Rayfield Wright	MLB Lee Roy Jordan
TE Mike Ditka	RLB Chuck Howley
WR Lance Alworth (7)	LCB Herb Adderley
Billy Parks (7)	RCB Mel Renfro
QB Craig Morton	SS Cornell Green
RB Calvin Hill	FS Cliff Harris
FB Walt Garrison	P Marv Bateman
K Tony Fritsch	

Pro Bowlers in Bold



# 1973 ★ DALLAS COWBOYS STATISTICS ★ 1973

STAFF PLAYERS 2013 SEASON RECORDS PLAYOFF RECORDS 1973 STATISTICS SIDELINES

FIRST PLACE, NFC EAST HEAD COACH: TOM LANDRY		
PRESEASON (4-2)		
Date	W/L Score	Opponent
8/3	W 24-7	@ L.A. Rams
8/11	L 26-27	@ Oakland
8/18	W 24-14	NEW ORLEANS
8/23	L 24-27	@ Houston
9/1	W 27-16	KANSAS CITY
9/6	W 26-23	MIAMI
REGULAR SEASON (10-4)		
9/16	W 20-17	@ Chicago
9/24	W 40-3	NEW ORLEANS
9/30	W 45-10	ST. LOUIS
10/8	L 7-14	@ Washington
10/14	L 31-37	@ L.A. Rams
10/21	W 45-28	N.Y. GIANTS
10/28	L 16-30	@ Philadelphia
11/4	W 38-10	CINCINNATI
11/11	W 23-10	@ N.Y. Giants
11/18	W 31-10	PHILADELPHIA
11/22	L 7-14	MIAMI
12/2	W 22-10	@ Denver
12/9	W 27-7	WASHINGTON
12/16	W 30-3	@ St. Louis
1973 DIVISIONAL PLAYOFF		
12/23	W 27-16	L.A. RAMS
1973 NFC CHAMPIONSHIP GAME		
12/30	L 10-27	MINNESOTA

TEAM STATISTICS	DALLAS	OPP
FIRST DOWNS	281	208
Rushing	139	83
Passing	127	106
Penalty	15	19
Third Down-Made/Att	77/203	67/201
Third Down Efficiency	37.9	33.3
Fourth Down-Made/Att	9/13	4/9
TOTAL NET YARDS	4,751	3,466
Avg. Per Game	339.4	247.6
Total Plays	906	827
Avg. Per Play	5.2	4.2
NET YARDS RUSHING	2,418	1,471
Avg. Per Game	172.7	105.1
Total Rushes	542	435
Avg. Per Rush	4.5	3.4
NET YARDS PASSING	2,333	1,995
Sacked/Yards Lost	43/269	40/306
Gross Yards	2,602	2,301
Attempts/Completions	321/192	352/187
Pct. of Completions	59.8	53.1
Had Intercepted	16	18
PUNTS/AVERAGE	59/41.5	70/39.4
Net Punting Average	37.9	34.9
PUNT RET./AVG.	28/6.2	29/5.2
KICKOFF RET./AVG.	32/22.4	53/24.9
INT./AVG. RET.	18/16.7	16/9.4
PENALTIES/YARDS	83/762	52/516
FUMBLES/BALL LOST	25/12	44/23
TOUCHDOWNS	46	23
Rushing	17	5
Passing	26	15
Returns	3	3
EXTRA POINTS/ATTEMPTS	45/46	23/23
FIELD GOALS/ATTEMPTS	19/30	14/30

	PASSING	ATT	COMP	YDS	PCT	AVG	PCT	TD	INT	RATING
Staubach	286	179	2,428	62.6	8.49	23	8.0	15	5.2	53
Morton	32	13	174	40.6	5.44	3	9.4	1	3.1	53
Montgomery	1	0	0	0.0	0.00	0	0.0	0	0.0	0.0
Hill	1	0	0	0.0	0.00	0	0.0	0	0.0	0.0
Garrison	1	0	0	0.0	0.00	0	0.0	0	0.0	0.0
COWBOYS	321	192	2,602	59.8	8.11	26	8.1	16	4.9	53
Opponents	352	187	2,301	53.1	6.54	15	4.2	18	5.1	80

RUSHING	ATT	YDS	AVG	LG	TD
Hill	273	1,142	4.2	21	6
Garrison	105	440	4.2	33	6
Newhouse	84	436	5.2	54	1
Staubach	46	250	5.4	18	3
Strayhorn	11	62	5.6	24	1
Fugett	1	34	34.0	34	0
Stowe	3	28	9.3	14	0
Robinson	2	17	8.5	11	0
Pinder	12	15	1.3	5	0
DuPre	2	2	1.0	6	0
Richards	1	2	2.0	2	0
Morton	1	0	0.0	0	0
Montgomery	1	-10	-10.0	-10	0
COWBOYS	542	2,418	4.5	54	17
Opponents	435	1,471	3.4	25	5

RECEIVING	NO	YDS	AVG	LG	TD
Hill	32	290	9.1	29	0
DuPre	29	392	13.5	40	5
Garrison	26	273	10.5	53	2
Stowe	23	389	16.9	45	6
Pearson	22	388	17.6	40	2
Hayes	22	360	16.4	47	3
Montgomery	14	164	11.7	32	3
Fugett	9	168	18.7	48	3
Newhouse	9	87	9.7	38	1
Richards	6	91	15.2	53	1
COWBOYS	192	2,602	13.6	53	26
Opponents	187	2,301	12.3	80	15

INTERCEPTIONS	NO	YDS	AVG	LG	TD
Jordan	6	78	13.0	31	1
Waters	5	112	22.4	44	0
Renfro	2	65	32.5	35	1
Harris	2	9	4.5	5	0
Toomay	1	35	35.0	35	0
B. Barnes	1	1	1.0	1	0
Washington	1	0	0.0	0	0
COWBOYS	18	300	16.7	44	2
Opponents	16	151	9.4	29	1

PUNTING	NO	YDS	AVG	TB	IN20	LG	BL	NET
Bateman	55	2,290	41.6	3	4	62	2	36.2
Montgomery	4	158	39.5	0	0	48	0	38.3
COWBOYS	59	2,448	41.5	3	4	62	2	37.9
Opp.	70	2,756	39.4	7	12	78	2	34.9

PUNT RETURNS	NO	FC	YDS	AVG	LG	TD
Richards	21	18	139	6.6	46	0
Harris	3	3	20	6.7	12	0
Pearson	2	0	13	6.5	13	0
Montgomery	2	0	2	1.0	3	0
COWBOYS	28	21	174	6.2	46	0
Opponents	29	7	152	5.2	59	1

KICKOFF RETURNS	NO	YDS	AVG	LG	TD
Pearson	7	155	22.1	26	0
Montgomery	6	175	29.2	63	0
Harris	6	148	24.7	33	0
Robinson	4	86	21.5	28	0
Newhouse	3	62	20.7	26	0
Richards	3	44	14.7	20	0
Strayhorn	2	44	22.0	25	0
Walton	1	11	11.0	11	0
Washington	1	0	0.0	0	0
COWBOYS	33	725	22.0	63	0
Opponents	53	1,310	24.9	53	0

SCORE BY QUARTERS	1	2	3	4	OT	T
COWBOYS	73	108	79	122	0	382
Opponents	47	64	33	59	0	203

FIELD GOALS	7-19	20-29	30-39	40-49	50+
Fritsch	10-10	6-7	2-6	0-3	0-2
Clark	0-0	0-1	1-1	0-0	0-0
COWBOYS	10-10	6-8	3-7	0-3	0-2
Opponents	4-5	3-7	1-0	1-6	0-2

Fritsch: (25,368,11),(27),(24),(398,388),(8),(18),(1),(34,43M),(13,37,17),(23),(49M,42M),(55M,53M,21,18),(30M,9,27),(18,13,26M,17)

Clark: (0,0),(0,0),(0,0),(33,23B),(0,0),(0,0),(0,0)

Opponents: (33),(9,38M,17B),(16,52M),(53B,44,30),(49M,27,37,35),(1,7,21M,37B,35,32),(29),(43),(17,48M),(41B),(29),(23M,28M,37M),(33,49M)

SCORING	TDR	TOP	TORI	FG	PAT	S	TP
Fritsch	0	0	18/28	43/43	0	97	
Garrison	6	2	0/0	0/0	0	48	
Hill	6	0	0/0	0/0	0	36	
Stowe	0	6	0/0	0/0	0	36	
Dupree	0	5	0/0	0/0	0	30	
Hayes	0	3	0/0	0/0	0	18	
Staubach	3	0	0/0	0/0	0	18	
Fugett	0	3	0/0	0/0	0	18	
Montgomery	0	3	0/0	0/0	0	18	
Newhouse	1	1	0/0	0/0	0	12	
Pearson	0	2	0/0	0/0	0	12	
Lewis	0	0	1a	0/0	0	6	
Jordan	0	0	1b	0/0	0	6	
Richards	0	1	0/0	0/0	0	6	
Strayhorn	1	0	0/0	0/0	0	6	
Renfro	0	0	1c	0/0	0	6	
Clark	0	0	0	1/2	1/2	0	4
Bateman	0	0	0	0/0	1/1	0	1
COWBOYS	17	26	3	19/30	45/46	2+	382
Opponents	5	15	3+	14/30	23/23	0	203

a blocked punt recovery in end zone vs. N.Y. Giants (10/21)

b 31 interception return vs. Cincinnati (11/4)

c 30 interception return vs. L.A. Rams (10/14)

\* Barnes tackled O'Neal in end zone on punt vs. New Orleans (9/24)

Barnes tackled Van Heusen in end zone vs. Denver (12/2)

\* Hill 59 punt return vs. Chicago (9/16)

Owens 26 interception return vs. Washington (10/8)

Stone 2 blocked punt return vs. Washington (12/9)

USUAL STARTERS			
WR	Bob Hayes	LE	Larry Cole
LT	Ralph Neely	LT	Jethro Pugh
LG	John Niland	RT	Bob Lilly
C	John Fitzgerald	RE	Pat Toomay
RG	Blaine Nye	LLB	Dave Edwards
TE	Rayfield Wright	MLB	Lee Roy Jordan
RT	Billy Joe DuPre	RLB	D.D. Lewis
WR	Otto Stowe (7)	LCB	Charlie Waters
	Drew Pearson (6)	RCB	Mel Renfro
QB	Roger Staubach	SS	Cornell Green
RB	Calvin Hill	FS	Cliff Harris
FB	Walt Garrison (8)	P	Marv Bateman
	Robert Newhouse (6)		
K	Tony Fritsch		Pro Bowlers in Bold

# 1974 ★ DALLAS COWBOYS STATISTICS ★ 1974

## THIRD PLACE, NFC EAST HEAD COACH: TOM LANDRY

### PRESEASON (3-3)

Date	W/L	Score	Opponent	Aff.
8/3	L	7-27	@ Oakland	41,049
8/10	W	13-6	@ L.A. Rams	46,468
8/17	W	19-13	HOUSTON (OT)	53,148
8/24	L	7-16	@ New Orleans	56,563
8/31	W	25-16	KANSAS CITY	43,492
9/5	L	15-41	PITTSBURGH	43,900

### REGULAR SEASON (8-6)

9/15	W	24-0	@ Atlanta	52,322
9/23	L	10-13	@ Philadelphia	64,088
9/29	L	6-14	N.Y. GIANTS	45,841
10/6	L	21-23	MINNESOTA	57,847
10/13	L	28-31	@ St. Louis	49,885
10/20	W	31-24	PHILADELPHIA	43,586
10/27	W	21-7	@ N.Y. Giants	61,918
11/3	W	17-14	ST. LOUIS	64,146
11/10	W	20-14	SAN FRANCISCO	50,018
11/17	L	21-28	@ Washington	54,395
11/24	W	10-0	@ Houston	49,775
11/28	W	24-23	WASHINGTON	63,243
12/7	W	41-17	CLEVELAND	48,754
12/14	L	23-27	@ Oakland	45,850

### TEAM STATISTICS

	DALLAS	OPP
FIRST DOWNS	295	199
Rushing	147	63
Passing	129	110
Penalty	19	26
Third Down-Made/Att	84/205	69/207
Third Down Efficiency	41.0	33.3
Fourth Down-Made/Att	8/16	3/10
TOTAL NET YARDS	4,983	3,463
Avg. Per Game	355.9	247.4
Total Plays	974	803
Avg. Per Play	5.1	4.3
NET YARDS RUSHING	2,454	1,344
Avg. Per Game	175.3	96.0
Total Rushes	542	417
Avg. Per Rush	4.5	3.2
NET YARDS PASSING	2,529	2,119
Sacked/Yards Lost	47/327	37/332
Gross Yards	2,856	2,451
Attempts/Completions	385/206	349/178
Pct. of Completions	53.5	51.0
Had Intercepted	15	13
PUNTS/AVERAGE	73/38.5	93/39.9
Net Punting Average	31.3	32.4
PUNT RET./AVG.	62/9.2	31/11.1
KICKOFF RET./AVG.	49/21.9	61/19.6
INT./AVG. RET.	13/8.5	15/6.2
PENALTIES/YARDS	86/703	69/657
FUMBLES/BALL LOST	31/16	31/13
TOUCHDOWNS	38	28
Rushing	22	8
Passing	14	17
Returns	2	3
EXTRA POINTS/ATTEMPTS	37/38	28/28
FIELD GOALS/ATTEMPTS	10/21	13/21

RUSHING	ATT	YDS	AVG	LG	TD
Hill	185	844	4.6	27	7
Newhouse	124	501	4.0	23	3
Garrison	113	429	3.8	18	5
Staubach	47	320	6.8	29	3
Young	33	205	6.2	53	0
Strayhorn	11	66	6.0	24	0
Dennison	16	52	3.3	14	4
DuPree	4	43	10.8	20	0
Waters	1	6	6.0	6	0
Pearson	3	6	2.0	22	0
Richards	1	-5	-5.0	-5	0
Longley	4	-13	-3.2	1	0
COWBOYS	542	2,454	4.5	53	22
Opponents	417	1,344	3.2	22	8

RECEIVING	NO	YDS	AVG	LG	TD
Pearson	62	1,087	17.5	50	2
Garrison	34	253	7.4	30	1
DuPree	29	466	16.1	42	4
Richards	26	467	18.0	58	5
Hill	12	134	11.2	39	0
Young	11	73	6.6	14	0
Newhouse	9	67	7.4	21	0
Hayes	7	118	16.9	35	1
Houston	6	72	12.0	19	0
Fugett	4	60	15.0	24	1
Dennison	2	23	11.5	13	0
Strayhorn	2	12	6.0	10	0
Barnes	1	37	37.0	37	0
Staubach	1	-13	-13.0	-13	0
COWBOYS	206	2,856	13.9	58	14
Opponents	178	2,451	13.8	81	17

INTERCEPTIONS	NO	YDS	AVG	LG	TD
Harris	3	8	2.7	8	0
Lewis	2	45	22.5	27	0
Waters	2	26	13.0	24	0
Jordan	2	23	11.5	13	0
Green	2	2	1.0	2	0
Renfro	1	6	6.0	6	0
Washington	1	0	0.0	0	0
COWBOYS	13	110	8.5	27	0
Opponents	15	93	6.2	29	0

PUNTING	NO	YDS	AVG	TBIN20	LG	BL	NET
Carrell	40	1,591	39.8	5	15	59	0 31.4
Bateman	33	1,218	36.9	4	11	55	0 31.2
COWBOYS	73	2,809	38.5	9	26	59	0 31.3
Opp.	93	3,713	39.9	11	27	69	1 32.4

PUNT RETURNS	NO	FC	YDS	AVG	LG	TD
Harris	26	2	193	7.4	19	0
Morgan	19	0	287	15.1	98	1
Richards	13	4	74	5.7	15	0
Hayes	2	0	11	5.5	6	0
Waters	1	0	8	8.0	8	0
Renfro	1	1	0	0.0	0	0
COWBOYS	62	7	573	9.2	98	1
Opponents	31	10	343	11.1	58	1

KICKOFF RETURNS	NO	YDS	AVG	LG	TD
Morgan	35	823	23.5	43	0
Young	8	161	20.1	35	0
Dennison	3	54	18.0	27	0
Strayhorn	2	19	9.5	18	0
Harris	1	14	14.0	14	0
COWBOYS	49	1,071	21.9	43	0
Opponents	61	1,194	19.6	58	0

PASSING	ATT	COMP	YDS	PCT	AFF
Staubach	360	190	2,552	52.8	7.09
Longley	21	12	209	57.1	9.95
Pearson	1	1	46	100.0	46.00
Carrell	1	1	37	100.0	37.00
Morton	2	2	12	100.0	6.00
COWBOYS	385	206	2,856	53.5	7.42
Opponents	349	178	2,451	51.0	7.02

SCORE BY QUARTERS	1	2	3	4	OT	T
COWBOYS	64	65	72	96	0	297
Opponents	23	120	63	29	0	235

FIELD GOALS	11-19	20-29	30-39	40-49	50-
Herrera	1-1	5-5	2-4	0-2	0-1
Percival	0-0	1-1	1-4	0-3	0-0
COWBOYS	1-1	6-6	3-8	0-5	0-1
Opponents	0-0	2-5	8-11	3-4	0-1

SCORING	TDR	TD	TDR	FG	PAT	S	TP
Herrera	0	0	0	8/13	33/33	0	57
Hill	7	0	0	0/0	0/0	0	42
Garrison	5	1	0	0/0	0/0	0	36
Richards	0	5	0	0/0	0/0	0	30
DuPree	0	4	0	0/0	0/0	0	24
Dennison	4	0	0	0/0	0/0	0	24
Staubach	3	0	0	0/0	0/0	0	18
Newhouse	3	0	0	0/0	0/0	0	18
Pearson	0	2	1a	0/0	0/0	0	18
Percival	0	0	2/8	4/5	0	10	10
Hayes	0	1	0	0/0	0/0	0	6
Morgan	0	0	1b	0/0	0/0	0	6
Fugett	0	1	0	0/0	0/0	0	6
COWBOYS	22	14	2	10/21	37/38	0	297
Opponents	8	17	3*	13/21	28/28	0	235

a Recovered fumble in end zone vs. Oakland (12/14)  
 b 97 punt return vs. St. Louis (10/13)  
 \* Lavender 96 fumble return vs. Philadelphia (9/23)  
 Hilton 71 fumble return vs. N.Y. Giants (10/27)  
 Houston 58 punt return vs. Washington (11/17)

### USUAL STARTERS

WR Golden Richards	LE Larry Cole
LT Ralph Neely	LT Lethro Pugh
LG John Niland	RT Bob Lilly
C John Fitzgerald	RE Pat Tomney
RG Blaine Nye	LLB Dave Edwards
RT Billy Joe DuPree	MLB Lee Roy Jordan
TE Drew Pearson	RLB D.D. Lewis
WR Drew Pearson	LCB Charlie Waters (7)
QB Roger Staubach	Mark Washington (6)
RB Calvin Hill	RCB Mel Renfro (11)
FB Walt Garrison	Benny Barnes (3)
K Ethen Herrera (9)	SS Cornell Green
Mac Percival (3)	FS Cliff Harris
	P Marv Bateman (7)
	Duane Carrell (7)

*Pro Bowlers in Bold*

	AVG	PCT	INT	PCT	LG	SKS/YDS	RATING
Staubach	11	3.1	15	4.2	58	45/309	68.5
Longley	2	9.5	0	0.0	50	2/18	77.0
Pearson	1	100.0	0	0.0	46	0/0	158.3
Carrell	0	0.0	0	0.0	37	0/0	118.8
Morton	0	0.0	0	0.0	15	0/0	91.7
COWBOYS	14	3.6	15	3.9	58	47/327	66.8
Opponents	17	4.9	13	3.7	81	37/332	74.7

1974 STATISTICS  
 SIDELINES  
 RECORDS  
 2013 SEASON  
 PLAYERS  
 STAFF



# 1975 ★ DALLAS COWBOYS STATISTICS ★ 1975

## SECOND PLACE, NFC EAST HEAD COACH: TOM LANDRY

### PRESEASON (2-4)

Date	W/L	Score	Opponent	Att.
8/9	L	7-35	@ L.A. Rams	62,843
8/18	L	20-26	@ Kansas City	35,630
8/23	L	13-16	MINNESOTA	45,395
8/30	W	17-14	@ Houston	46,951
9/5	L	20-31	OAKLAND	39,562
9/13	W	17-16	PITTSBURGH	43,186

### REGULAR SEASON (10-4)

9/21	W	18-7	L.A. RAMS	49,091
9/28	W	37-31	ST. LOUIS (OT)	52,417
10/6	W	36-10	@ Detroit	79,784
10/12	W	13-7	@ N.Y. Giants	56,511
10/19	L	17-19	GREEN BAY	64,934
10/26	W	20-17	@ Philadelphia	64,889
11/2	L	24-30	@ Wash. (OT)	55,004
11/10	L	31-34	KANSAS CITY	63,539
11/16	W	34-31	@ New England	60,905
11/23	W	27-17	PHILADELPHIA	57,893
11/30	W	14-3	N.Y. GIANTS	53,329
12/7	L	17-31	@ St. Louis	49,701
12/13	W	31-10	WASHINGTON	61,091
12/21	W	31-21	@ N.Y. Jets	37,279

### 1975 DIVISIONAL PLAYOFF

12/28	W	17-14	@ Minnesota	48,341
-------	---	-------	-------------	--------

### 1975 NFC CHAMPIONSHIP GAME

1/4/76	W	37-7	@ L.A. Rams	84,483
--------	---	------	-------------	--------

### SUPER BOWL X (Miami)

1/18/76	L	17-21	Pittsburgh	80,187
---------	---	-------	------------	--------

### TEAM STATISTICS

	DALLAS	OPP
FIRST DOWNS	288	234
Rushing	132	100
Passing	142	113
Penalty	14	21
Third Down-Made/Att.	97/218	84/211
Third Down Efficiency	44.4	39.8
Fourth Down-Made/Att.	4/10	6/11
TOTAL NET YARDS	5,025	3,739
Avg. Per Game	358.9	267.1
Total Plays	966	888
Avg. Per Play	5.1	4.2
NET YARDS RUSHING	2,432	1,699
Avg. Per Game	173.7	121.4
Total Rushes	571	474
Avg. Per Rush	4.3	3.6
NET YARDS PASSING	2,593	2,040
Sacked/Yards Lost	39/242	41/288
Gross Yards	2,835	2,328
Attempts/Completions	376/207	373/162
Pct. of Completions	55.1	43.4
Had Intercepted	17	25
PUNTS/AVERAGE	68/39.4	82/39.6
Net Punting Average	33.2	34.1
PUNT RET./AVG.	32/9.8	37/7.1
KICKOFF RET./AVG.	54/21.4	66/23.9
INT./AVG. RET.	25/13.8	17/11.9
PENALTIES/YARDS	94/715	63/639
FUMBLES/BALL LOST	25/18	43/19
TOUCHDOWNS	41	33
Rushing	17	13
Passing	19	19
Returns	5	1
EXTRA POINTS/ATTEMPTS	38/40	31/32
FIELD GOALS/ATTEMPTS	22/35	13/18

RUSHING	ATT	YDS	AVG	LG	TD
Newhouse	209	930	4.4	29	2
P. Pearson	133	509	3.8	32	2
Dennison	111	383	3.5	27	7
Staubach	55	316	5.7	17	4
Young	50	225	4.5	29	2
Richards	3	18	6.0	11	0
Hoopes	1	13	13.0	13	0
Longley	1	12	12.0	7	0
D. Pearson	1	11	11.0	11	0
Laidlaw	3	10	3.3	10	0
DuPree	1	3	3.0	3	0
Fugett	1	2	2.0	2	0

COWBOYS	571	2,432	4.3	32	17
Opponents	474	1,699	3.6	39	13

RECEIVING	NO	YDS	AVG	LG	TD
D. Pearson	46	822	17.9	46	8
Fugett	38	488	12.8	54	3
Newhouse	34	275	8.1	23	0
P. Pearson	27	351	13.0	49	2
Richards	21	451	21.5	62	4
Young	18	184	10.2	42	1
Laidlaw	11	100	9.1	25	0
DuPree	9	138	15.3	28	1
Dennison	2	5	2.5	4	0
Breunig	1	21	21.0	21	0

COWBOYS	207	2,835	13.7	62	19
Opponents	162	2,318	14.3	80	19

INTERCEPTIONS	NO	YDS	AVG	LG	TD
Jordan	6	80	13.3	38	0
Renfro	4	70	17.5	22	0
Washington	4	26	6.5	23	0
Harris	3	58	19.3	27	1
Waters	3	55	18.3	35	1
Hughes	2	33	16.5	33	1
Peterson	1	19	19.0	19	0
Gregory	1	3	3.0	3	0
Jones	1	2	2.0	2	0

COWBOYS	25	346	13.8	38	3
Opponents	17	203	11.9	31	0

PUNTING	NO	YDS	AVG	TB/20	LG	BL	NET
Hoopes	68	2,676	39.4	8	15	55	1,332
COWBOYS	68	2,676	39.4	8	15	55	1,332
Opp.	82	3,247	39.6	7	20	64	1,341

PUNT RETURNS	NO	FC	YDS	AVG	LG	TD
Richards	28	13	288	10.3	43	1
Woosley	4	2	25	6.3	15	0

COWBOYS	32	15	313	9.8	43	1
Opponents	37	8	261	7.1	34	0

KICKOFF RETURNS	NO	YDS	AVG	LG	TD
P. Pearson	16	391	24.4	42	0
Dennison	13	262	20.2	27	0
Woosley	12	247	20.6	29	0
Henderson	4	130	32.5	97	1
Young	3	54	18.0	29	0
P. Howard	2	51	25.5	31	0
Breunig	2	13	6.5	7	0
Peterson	1	10	10.0	10	0
Waters	1	0	0.0	0	0

COWBOYS	54	1,158	21.4	97	1
Opponents	66	1,578	23.9	73	0

PASSING	ATT	COMP	YDS	PCT	AVG	ATT	TD	PCT	PCT	PCT	LG	SKS/YDS	RATING
Staubach	348	198	2,666	56.9	7.66	17	49	16	4.6	62	36/213	78.6	
Longley	23	7	102	30.4	4.43	1	4.3	1	4.5	23	3/29	42.3	
Newhouse	2	1	46	50.0	23.00	1	50.0	0	0.0	46	0/0	95.8	
Hoopes	3	1	21	33.3	7.00	0	0.0	0	0.0	21	0/0	59.0	
COWBOYS	376	207	2,835	55.1	7.54	19	5.1	17	4.5	62	39/242	77.7	
Opponents	373	162	2,328	43.4	6.24	19	5.1	25	6.7	80	41/288	53.4	

SCORE BY QUARTERS	1	2	3	4	OT	T
COWBOYS	36	115	88	105	6	350
Opponents	57	68	51	86	6	268

FIELD GOALS	11-19	20-29	30-39	40-49	50+
Fritsch	2-2	13-14	4-9	3-9	0-1
COWBOYS	2-2	13-14	4-9	3-9	0-1
Opponents	0-0	8-10	1-1	3-5	1-2

Fritsch: (32M,25.28M,39,19,31),(40,458,39M), (21,20,39),(24,22,32M),(50M,24),(20,49M,41M,42),(33,43M,38M),(42B,21),(43,26), (26,45M,20),(37M),(23),(19),(22)

Opponents: (1,(28),(21),(1,(24,29),(28),(43,29M,45M),(51,44,54B),(29),(49M,23,22B), (35),(27),(48),(1)

SCORING	TDR	TDP	TDR1	FG	PAT	S	TP
Fritsch	0	0	0	22/35	38/40	0	104
D. Pearson	0	8	0	0/0	0/0	0	48
Dennison	7	0	0	0/0	0/0	0	42
Richards	0	4	1a	0/0	0/0	0	30
P. Pearson	2	2	0	0/0	0/0	0	24
Staubach	4	0	0	0/0	0/0	0	24
Fugett	0	3	0	0/0	0/0	0	18
Young	2	1	0	0/0	0/0	0	18
Newhouse	2	0	0	0/0	0/0	0	12
DuPree	0	1	0	0/0	0/0	0	6
Harris	0	0	1b	0/0	0/0	0	6
Henderson	0	0	1c	0/0	0/0	0	6
Hughes	0	0	1d	0/0	0/0	0	6
Waters	0	0	1e	0/0	0/0	0	6
COWBOYS	17	19	5	22/35	38/40	0	350
Opponents	13	19	1*	13/18	31/32	0	268

- a 43 punt return vs. Philadelphia (10/26)
- b 27 interception return vs. Washington (11/2)
- c 97 kickoff return vs. St. Louis (9/28)
- d 33 interception return vs. N.Y. Jets (12/21)
- e 20 interception return vs. Washington (12/13)
- \* Matuszak fumble recovery in end zone vs. Kansas City (11/10)

### USUAL STARTERS

WR Golden Richards	LE Ed Jones
LT Ralph Neely	LT Larry Pugh
LG Burton Lawson (10)	RT Larry Cole (8)
Herb Scott (4)	Bill Gregory (6)
C John Fitzgerald	RE Harvey Martin
RG Blaine Nye	LLB Dave Edwards
RT Rayfield Wright	MLB Lee Roy Jordan
TE Jean Fugett (9)	RLB D. Lewis
Billy Joe DuPree (5)	LCB Mark Washington
WR Drew Pearson	RCB Mel Renfro
QB Roger Staubach	SS Charlie Waters
RB Preston Pearson (10)	FS Cliff Harris
Doug Dennison (3)	P Mitch Hoopes
FB Robert Newhouse	
K Tony Fritsch	<i>Pro Bowlers in Bold</i>

STAFF PLAYERS 2013 SEASON RECORDS PLAYOFF RECORDS STATISTICS 1975 SIDELINES

# 1976 ★ DALLAS COWBOYS STATISTICS ★ 1976

## FIRST PLACE, NFC EAST HEAD COACH: TOM LANDRY

### PRESEASON (3-3)

Date	W/L	Score	Opponent	Att.
7/31	L	14-17	@ Oakland	52,391
8/7	L	14-26	@ L.A. Rams	60,158
8/14	L	9-13	DENVER	54,567
8/21	W	36-16	Detroit @ Memphis	30,340
8/28	W	20-10	PITTSBURGH	64,264
9/4	W	26-20	HOUSTON (OT)	58,844

### REGULAR SEASON (11-3)

9/12	W	27-7	PHILADELPHIA	54,052
9/19	W	24-6	@ New Orleans	61,413
9/26	W	30-27	BALTIMORE	64,237
10/3	W	28-13	@ Seattle	62,027
10/10	W	24-14	@ N. Y. Giants	76,042
10/17	L	17-21	@ St. Louis	50,317
10/24	W	31-21	CHICAGO	61,346
10/31	W	20-7	@ Washington	55,004
11/7	W	9-3	N.Y. GIANTS	58,870
11/15	W	17-10	BUFFALO	51,779
11/21	L	10-17	@ Atlanta	54,992
11/25	W	19-14	ST. LOUIS	62,498
12/5	W	26-7	@ Philadelphia	55,072
12/12	L	14-27	WASHINGTON	59,916

### 1976 DIVISIONAL PLAYOFF

12/19	L	12-14	L.A. RAMS	62,436
-------	---	-------	-----------	--------

### TEAM STATISTICS

	DALLAS	OPP
FIRST DOWNS	269	246
Rushing	111	113
Passing	140	111
Penalty	18	22
Third Down-Made/Att	98/220	81/213
Third Down Efficiency	44.5	38.0
Fourth Down-Made/Att	9/14	8/16
TOTAL NET YARDS	4,884	3,730
Avg. Per Game	348.9	266.4
Total Plays	958	919
Avg. Per Play	5.1	4.1
NET YARDS RUSHING	2,147	1,821
Avg. Per Game	153.4	130.1
Total Rushes	538	484
Avg. Per Rush	4.0	3.8
NET YARDS PASSING	2,737	1,909
Sacked/Yards Lost	30/230	44/327
Gross Yards	2,967	2,236
Attempts/Completions	390/222	391/187
Pct. of Completions	56.9	47.8
Had Intercepted	13	16
PUNTS/AVERAGE	72/38.0	92/40.0
Net Punting Average	31.2	31.7
PUNT RET./AVG.	45/19.9	28/9.0
KICKOFF RET./AVG.	42/24.5	62/20.6
INT./AVG. RET.	16/8.3	13/11.9
PENALTIES/YARDS	94/761	71/643
FUMBLES/BALL LOST	26/16	32/12
TOUCHDOWNS	34	25
Rushing	16	12
Passing	17	12
Returns	1	1
EXTRA POINTS/ATTEMPTS	34/34	23/25
FIELD GOALS/ATTEMPTS	18/23	7/12

RUSHING	ATT	YDS	AVG	LG	TD
Dennison	153	542	3.5	14	6
Newhouse	116	450	3.9	24	3
Laidlaw	94	424	4.5	28	3
P. Pearson	68	233	3.4	21	1
Young	48	208	4.3	24	0
Staubach	43	184	4.3	18	3
DuPree	7	50	7.1	13	0
D. Pearson	2	20	10.0	11	0
Saldi	1	19	19.0	19	0
D. White	6	17	2.8	14	0

COWBOYS	538	2,147	4.0	28	16
Opponents	484	1,821	3.8	35	12

RECEIVING	NO	YDS	AVG	LG	TD
D. Pearson	58	806	13.9	40	6
DuPree	42	680	16.2	38	2
Laidlaw	38	325	8.6	26	1
P. Pearson	23	316	13.7	30	2
Richards	19	414	21.8	56	3
Newhouse	15	86	5.7	16	0
Young	11	134	12.2	25	1
Dennison	8	67	8.4	33	0
Johnson	5	84	16.8	43	2
Barnes	1	43	43.0	43	0
Reece	1	6	6.0	6	0
Saldi	1	6	6.0	6	0

COWBOYS	222	2,967	13.4	56	17
Opponents	187	2,236	12.0	54	12

INTERCEPTIONS	NO	YDS	AVG	LG	TD
Washington	4	49	12.3	22	0
Harris	3	32	10.7	29	0
Renfro	3	23	7.7	23	0
Waters	3	6	2.0	5	0
Barnes	1	23	23.0	23	0
Hughes	1	0	0.0	0	0
Martin	1	0	0.0	0	0
COWBOYS	16	133	8.3	29	0
Opponents	13	155	11.9	37	1

PUNTING	NO	YDS	AVG	TBIN20	LG	BL	NET
D. White	70	2,690	38.4	12	13	54	0 31.4
Herrera	2	49	24.5	0	2	27	0 24.5
COWBOYS	72	2,739	38.0	12	15	54	0 31.2
Opp.	92	3,681	40.0	14	16	58	2 31.7

PUNT RETURNS	NO	FC	YDS	AVG	LG	TD
Johnson	45	11	489	10.9	55	0
Waters	0	1	0	0.0	0	0
COWBOYS	45	12	489	10.9	55	0
Opponents	28	9	252	9.0	59	0

KICKOFF RETURNS	NO	YDS	AVG	LG	TD
Johnson	28	693	24.8	74	0
Jensen	13	313	24.1	35	0
Saldi	1	9	9.0	9	0
Henderson	0	12	12.0	12	0
COWBOYS	42	1,027	24.5	74	0
Opponents	62	1,275	20.6	35	0

SCORE BY QUARTERS	1	2	3	4	OT	T
COWBOYS	49	117	65	65	0	296
Opponents	17	58	34	85	0	194

FIELD GOALS	11-19	20-29	30-39	40-49	50+
Herrera	1-1	8-8	6-8	3-5	0-1
COWBOYS	1-1	8-8	6-8	3-5	0-1
Opponents	1-1	5-5	1-2	0-3	0-1

Herrera: (37,46),(25),(37,18,32),(508,39M),(24,44M),(35),(22),(37,21),(22,30,20),(31M,43),(23),(41M,42),(21),(0)  
Opponents: (45M),(55M),(44M,30,24),(1),(24B),(1),(1),(1),(19),(44M,22),(21),(1),(1),(25,27)

SCORING	TDR	TDP	TDR1	FG	PAT	S	TP
Herrera	0	0	0	18/23	34/34	0	88
D. Pearson	0	6	1a	0/0	0/0	0	42
Dennison	6	0	0	0/0	0/0	0	36
Laidlaw	3	1	1	0/0	0/0	0	24
Newhouse	3	0	0	0/0	0/0	0	18
P. Pearson	1	2	0	0/0	0/0	0	18
Richards	0	3	0	0/0	0/0	0	18
Staubach	3	0	0	0/0	0/0	0	18
DuPree	2	0	0	0/0	0/0	0	12
Johnson	0	2	0	0/0	0/0	0	12
Young	0	1	0	0/0	0/0	0	6
Henderson	0	0	0	0/0	0/0	1+	2
Kyle	0	0	0	0/0	0/0	1S	2
COWBOYS	16	17	1	18/23	34/34	2	296
Opponents	12	12	1*	7/12	23/25	0	194

a Fumble recovery in end zone vs. New Orleans (9/19)  
+ Blocked punt out of end zone vs. St. Louis (11/25)  
S Blocked punt out of end zone vs. Philadelphia (12/5)  
\* Hartenstine 12 interception return vs. Chicago (10/24)

### USUAL STARTERS

WR	Golden Richards (9)	LE	Ed Jones
WR	Jay Saldi (3)	LT	Jethro Pugh
LT	Ralph Neely	RT	Larry Cole (8)
LG	Herb Scott (10)		Bill Gregory (6)
	Burton Lawless (4)	RE	Harvey Martin
C	John Fitzgerald	LLB	Bob Breung
RG	Blaine Nye	MLB	Lee Roy Jordan
RT	Rayfield Wright	RLB	D.D. Lewis
TE	Billy Joe DuPree	LCB	Benny Barnes
WR	Drew Pearson	RCB	Mel Renfro (9)
QB	Roger Staubach		Mark Washington (5)
RB	Doug Dennison	SS	Charlie Waters
FB	Scott Laidlaw (7)	FS	Ciff Harris
	Robert Newhouse (7)	P	Danny White
K	Efren Herrera		

*Pro Bowlers in Bold*

	PASSING	ATT	COMP	YDS	PCT	AVG	TD	PCT	PCT	LG	SKS/YDS	RATING
Staubach	369	208	2,715	65.0	7.36	14	3.8	11	3.0	53	29/215	79.9
D. White	20	13	213	65.0	10.65	2	10.0	2	10.0	56	1/15	94.4
D. Pearson	1	1	39	100.0	39.00	1	100.0	0	0.0	39	0/0	118.8
COWBOYS	390	222	2,967	56.9	7.61	17	4.4	13	3.3	56	30/230	82.1
Opponents	391	187	2,236	47.8	5.72	12	3.1	16	4.1	54	44/327	59.0



# 1977 ★ DALLAS COWBOYS STATISTICS ★ 1977

STAFF PLAYERS 2013 SEASON RECORDS PLAYOFF RECORDS 1977 STATISTICS SIDELINES

## FIRST PLACE, NFC EAST HEAD COACH: TOM LANDRY

### PRESEASON (3-3)

Date	W/L	Score	Opponent	Att.
8/6	W	34-14	SAN DIEGO	59,504
8/13	L	17-23	@ Seattle (OT)	58,789
8/20	L	14-20	MIAMI	56,820
8/27	W	23-21	BALTIMORE	54,835
9/3	L	14-23	@ Houston	49,777
9/8	W	30-0	PITTSBURGH	49,824

### REGULAR SEASON (12-2)

9/18	W	16-10	@ Minnesota (OT)	47,678
9/25	W	41-21	N.Y. GIANTS	64,215
10/2	W	23-7	TAMPA BAY	55,316
10/9	W	30-24	@ St. Louis	50,129
10/16	W	34-16	WASHINGTON	62,115
10/23	W	16-10	@ Philadelphia	65,507
10/30	W	37-0	DETROIT	63,160
11/6	W	24-10	@ N.Y. Giants	74,532
11/14	L	17-24	ST. LOUIS	64,038
11/20	L	13-28	@ Pittsburgh	49,761
11/27	W	14-7	@ Washington	55,031
12/4	W	24-14	PHILADELPHIA	60,289
12/12	W	42-36	@ San Francisco	55,848
12/18	W	14-6	DENVER	63,752

### 1977 DIVISIONAL PLAYOFF

12/26	W	37-7	CHICAGO	62,920
-------	---	------	---------	--------

### 1977 NFC CHAMPIONSHIP GAME

1/1/78	W	23-6	MINNESOTA	61,968
--------	---	------	-----------	--------

### SUPER BOWL XII (New Orleans)

1/15/78	W	27-10	Denver	76,400
---------	---	-------	--------	--------

### TEAM STATISTICS

	DALLAS	OPP
FIRST DOWNS	272	205
Rushing	118	88
Passing	136	94
Penalty	18	23
Third Down-Made/Att.	90/213	69/207
Third Down Efficiency	42.3	33.3
Fourth Down-Made/Att.	3/5	10/16
TOTAL NET YARDS	4,812	3,213
Avg. Per Game	343.7	229.5
Total Plays	969	880
Avg. Per Play	5.0	3.7
NET YARDS RUSHING	2,369	1,651
Avg. Per Game	169.2	117.9
Total Rushes	564	457
Avg. Per Rush	4.2	3.6
NET YARDS PASSING	2,443	1,562
Sacked/Yards Lost	33/246	53/429
Gross Yards	2,689	1,991
Attempts/Completions	372/215	370/154
Pct. of Completions	57.8	41.6
Had Intercepted	10	21
PUNTS/AVERAGE	83/38.7	103/37.1
Net Punting Average	32.4	31.1
PUNT RET./AVG.	61/8.9	36/7.8
KICKOFF RET./AVG.	44/24.3	71/22.7
INT./AVG. RET.	21/10.9	10/18.4
PENALTIES/YARDS	106/865	78/731
FUMBLES/BALL LOST	26/14	22/10
TOUCHDOWNS	42	26
Rushing	21	9
Passing	18	14
Returns	3	3
EXTRA POINTS/ATTEMPTS	39/41	26/26
FIELD GOALS/ATTEMPTS	18/29	10/15
AVG. TIME OF POSS.	32:37	27:23

RUSHING	ATT	YDS	AVG	LG	TD
Dorsett	208	1,007	4.8	84	12
Newhouse	180	721	4.0	29	3
P. Pearson	89	341	3.8	22	1
Staubach	51	171	3.4	33	3
Dennison	12	60	5.0	17	1
Brinson	8	28	3.5	20	1
D. Pearson	2	22	11.0	11	0
Laidlaw	9	15	1.7	8	0
DuPre	3	9	3.0	7	0
D. White	1	-2	-2.0	-2	0
Johnson	1	-3	-3.0	-3	0

COWBOYS	564	2,369	4.2	84	21
Opponents	457	1,651	3.6	62	9

RECEIVING	NO	YDS	AVG	LG	TD
D. Pearson	48	870	18.1	67	2
P. Pearson	46	535	11.6	36	4
Dorsett	29	273	9.4	23	1
DuPre	28	347	12.4	23	3
Richards	17	225	13.2	50	3
Newhouse	16	106	6.6	41	1
Johnson	12	135	11.3	22	1
Saldi	11	108	9.8	23	2
Laidlaw	5	60	12.0	18	1
Hill	2	21	10.5	12	0
Dennison	1	9	9.0	9	0

COWBOYS	215	2,689	12.5	67	18
Opponents	154	1,991	12.9	60	14

INTERCEPTIONS	NO	YDS	AVG	LG	TD
Harris	5	7	1.4	7	0
Henderson	3	79	26.3	79	1
Waters	3	11	3.7	6	0
Washington	2	32	16.0	21	0
Renfro	2	28	14.0	25	0
Hughes	2	19	9.5	11	0
Lewis	1	29	29.0	29	0
Breunig	1	15	15.0	15	0
Kyle	1	9	9.0	9	0
Hegman	1	0	0.0	0	0

COWBOYS	21	229	10.9	79	1
Opponents	10	184	18.4	48	0

PUNTING	NO	YDS	AVG	TB	IN20	LG	BL	NET
D. White	81	3,171	39.6	10	25	57	1	33.2
Herrera	2	44	22.0	0	2	28	0	22.0

COWBOYS	83	3,215	38.7	10	27	57	1	32.4
Opp.	103	3,825	37.1	4	10	65	0	31.1

PUNT RETURNS	NO	FC	YDS	AVG	LG	TD
Johnson	50	15	423	8.5	38	0
Hill	10	1	124	12.4	29	0
Harris	1	0	-2	-2.0	-2	0

COWBOYS	61	16	545	8.9	38	0
Opponents	36	8	280	7.8	68	1

KICKOFF RETURNS	NO	YDS	AVG	LG	TD
Johnson	22	536	24.4	64	0
Brinson	17	409	24.1	41	0
Hill	3	64	21.3	29	0
Dennison	1	30	30.0	30	0
Henderson	1	8	8.0	8	0
DuPre	0	24	24.0	24	0

COWBOYS	44	1,071	24.3	64	0
Opponents	71	1,614	22.7	48	0

SCORE BY QUARTERS	1	2	3	4	OT	T
COWBOYS	64	129	53	93	6	345
Opponents	33	73	69	37	0	212

FIELD GOALS	11-9	20-29	30-39	40-49	50+
Herrera	2-2	5-7	4-8	6-11	1-1
COWBOYS	2-2	5-7	4-8	6-11	1-1
Opponents	0-0	3-3	4-5	1-4	2-3

Herrera: (40,27M),(37,41,38B),(32,31M,19,20), (29,46M,40,44),(44B,44,52),(34M,49M,18),(21,45,30),(35),(21),(0),(1),(24),(49M),(38M,35M,28M)

Opponents: (31M,35),(1),(1),(32),(25,40,53),(32),(1),(50M,51),(26),(0),(41M,40M,43M),(1),(1),(22,37)

SCORING	TDR	TDP	TDR1	FG	PAT	S	TP
Herrera	0	0	0	18/29	39/41	0	93
Dorsett	12	1	0	0/0	0/0	0	78
P. Pearson	1	4	0	0/0	0/0	0	30
Newhouse	3	1	0	0/0	0/0	0	24
DuPre	0	3	0	0/0	0/0	0	18
Richards	0	3	0	0/0	0/0	0	18
Saldi	0	2	1a	0/0	0/0	0	18
Staubach	3	0	0	0/0	0/0	0	18
D. Pearson	0	2	0	0/0	0/0	0	12
Brinson	1	0	0	0/0	0/0	0	6
Dennison	1	0	0	0/0	0/0	0	6
Henderson	0	0	1b	0/0	0/0	0	6
Johnson	0	1	0	0/0	0/0	0	6
Laidlaw	0	1	0	0/0	0/0	0	6
Waters	0	0	1c	0/0	0/0	0	6
COWBOYS	21	18	3	18/29	39/41	0	345
Opponents	9	14	3*	10/15	26/26	0	212

a 8 fumble return vs. N.Y. Giants (11/6)  
 b 79 interception return vs. Tampa Bay (10/2)  
 c 17 blocked punt return vs. Philadelphia (10/23)  
 \* Hammond 68 punt return vs. N.Y. Giants (9/25)  
 Wood 37 fumble return vs. Tampa Bay (10/2)  
 Davis 35 fumble return vs. St. Louis (10/9)

USUAL STARTERS			
WR	Golden Richards	LE	Ed Jones
LT	Ralph Neely	LT	Jethro Pugh
LG	Herb Scott (10)	RT	Randy White
	Burton Lawless (4)	RE	Harvey Martin
C	John Fitzgerald	LLB	Thomas Henderson
RG	Tom Rafferty	MLB	Bob Breunig
RT	Pat Donovan	RLB	D.D. Lewis
TE	Billy Joe DuPre	LCB	Benny Barnes
WR	Drew Pearson	RCB	Aaron Kyle (10)
QB	Roger Staubach	Mark	Washington (4)
RB	Preston Pearson (10)	SS	Charlie Waters
QB	Tony Dorsett (4)	FS	Cliff Harris
FB	Robert Newhouse	P	Danny White
K	Efren Herrera		

*Pro Bowlers in Bold*

PASSING	ATT	COMP	YDS	PCT	AVG	ATT	TD	PCT	TD	INT	INT	LG	SKS/YDS	RATING
Staubach	361	210	2,620	58.2	7.26	18	5	0	9	2.5	67	67	30/219	87.1
D. White	10	4	35	40.0	3.50	0	0	0	1	10.0	12	2/15	45.8	
Dorsett	1	1	34	100.0	34.00	0	0	0	0	0	34	0/0	118.8	
Waters	0	0	0	0.0	0.00	0	0	0	0	0	0	0	1/12	42.3
COWBOYS	372	215	2,689	57.8	7.23	18	4.8	10	2.7	67	67	33/246	85.1	
Opponents	370	154	1,991	41.6	5.38	14	3.8	21	5.7	60	60	53/429	48.0	

# 1978 ★ DALLAS COWBOYS STATISTICS ★ 1978

## FIRST PLACE, NFC EAST HEAD COACH: TOM LANDRY

PRESEASON (3-1)			
Date	W/L	Opponent	Att.
8/5	W 41-24	SAN FRANCISCO	63,736
8/12	W 21-14	@ Denver	74,619
8/19	L 13-27	HOUSTON	62,242
8/26	W 16-13	PITTSBURGH	59,747

REGULAR SEASON (12-4)			
Date	W/L	Opponent	Att.
9/4	W 38-0	BALTIMORE	64,224
9/10	W 34-24	@ N.Y. Giants	73,265
9/17	L 14-27	@ Los Angeles	65,749
9/24	W 21-12	ST. LOUIS	62,760
10/2	L 5-9	@ Washington	55,031
10/8	W 24-3	N. Y. GIANTS	63,420
10/15	W 24-21	@ St. Louis (OT)	48,991
10/22	W 14-7	PHILADELPHIA	60,525
10/26	L 10-21	MINNESOTA	61,848
11/5	L 16-23	@ Miami	69,414
11/12	W 42-14	@ Green Bay	55,256
11/19	W 27-7	NEW ORLEANS	57,920
11/23	W 37-10	WASHINGTON	64,905
12/3	W 17-10	NEW ENGLAND	63,263
12/10	W 31-13	@ Philadelphia	64,667
12/17	W 30-7	@ N.Y. Jets	52,532

1978 DIVISIONAL PLAYOFF	
12/30 W 27-20	ATLANTA 60,338

1978 NFC CHAMPIONSHIP GAME	
1/7/79 W 28-0	@ L.A. Rams 67,470

SUPER BOWL XIII (Miami)	
1/21/79 L 31-35	Pittsburgh 78,656

TEAM STATISTICS	DALLAS	OPP
FIRST DOWNS	342	232
Rushing	146	83
Passing	167	128
Penalty	29	21
Third Down-Made/Att.	118/235	78/220
Third Down Efficiency	50.2	35.5
Fourth Down-Made/Att.	4/8	8/13
TOTAL NET YARDS	5,959	4,009
Avg. Per Game	372.4	250.6
Total Plays	1,107	967
Avg. Per Play	5.4	4.1
NET YARDS RUSHING	2,783	1,721
Avg. Per Game	173.9	107.6
Total Rushes	625	477
Avg. Per Rush	4.5	3.6
NET YARDS PASSING	3,176	2,288
Sacked/Yards Lost	33/229	58/442
Gross Yards	3,405	2,730
Attempts/Completions	449/251	432/202
Pct. of Completions	55.9	46.8
Had Intercepted	17	23
PUNTS/AVERAGE	77/39.9	108/39.2
Net Punting Average	33.1	32.4
PUNT RET./AVG.	63/8.0	40/7.8
KICKOFF RET./AVG.	47/19.1	73/23.4
INT./AVG. RET.	23/13.7	17/10.4
PENALTIES/YARDS	96/816	95/783
FUMBLES/BALL LOST	36/18	27/13
TOUCHDOWNS	48	25
Rushing	22	13
Passing	25	11
Returns	1	1
EXTRA POINTS/ATTEMPTS	46/48	23/25
FIELD GOALS/ATTEMPTS	16/26	11/22
AVG. TIME OF POSS.	32.24	27.36

RUSHING	ATT	YDS	AVG	LG	TD
Dorsett	290	1,325	4.6	63	7
Newhouse	140	584	4.2	24	8
Laidlaw	75	312	4.2	59	3
Staubach	42	182	4.3	23	1
P. Pearson	25	104	4.2	18	0
Brinson	18	96	5.3	39†	2
Dennison	14	75	5.4	23	1
Blackwell	9	37	4.1	13	0
D. Pearson	3	29	9.7	33	0
Hill	3	17	5.7	14	0
DuPree	1	15	15.0	15	0
D. White	5	7	1.4	4	0
COWBOYS	625	2,783	4.5	63	22
Opponents	477	1,721	3.6	52†	13

RECEIVING	NO	YDS	AVG	LG	TD
P. Pearson	47	526	11.2	34	0
Hill	46	823	17.9	54	6
D. Pearson	44	714	16.2	53†	3
Dorsett	37	378	10.2	91†	2
DuPree	34	509	15.0	38	9
Newhouse	20	176	8.8	24	2
Johnson	12	155	12.9	23	0
Laidlaw	6	108	18.0	44†	1
Saldi	3	8	2.7	5	2
Dennison	1	6	6.0	6	0
Richards	1	2	2.0	2	0
COWBOYS	251	3,405	13.6	91†	25
Opponents	202	2,730	13.5	51	11

INTERCEPTIONS	NO	YDS	AVG	LG	TD
Barnes	5	72	14.4	38	0
Waters	4	61	15.3	22	0
Harris	4	26	6.5	23	0
Kyle	3	20	6.7	17	0
Hughes	2	80	40.0	56	0
Thurman	2	35	17.5	23	0
Cole	1	13	13.0	13	0
Martin	1	7	7.0	7	0
Breunig	1	2	2.0	2	0
COWBOYS	23	316	13.7	56	0
Opponents	17	176	10.4	43†	1

PUNTING	NO	YDS	AVG	TB IN 20	LG	BL	NET
D. White	77	3,076	39.9	11	16	56	1,331
COWBOYS	77	3,076	39.9	11	16	56	1,331
Opp.	108	4,257	39.4	13	16	61	0,324

PUNT RETURNS	NO	FC	YDS	AVG	LG	TD
Johnson	51	12	401	7.9	23	0
Hill	11	0	101	9.2	20	0
Thurman	1	0	0	0.0	0	0
COWBOYS	63	12	502	8.0	23	0
Opponents	40	13	311	7.8	38	0

KICKOFF RETURNS	NO	YDS	AVG	LG	TD
Johnson	29	603	20.8	56	0
Brinson	6	93	15.5	31	0
Blackwell	3	70	23.3	31	0
Dennison	3	63	21.0	24	0
Thurman	3	42	14.0	20	0
R. White	1	15	15.0	15	0
Lawless	1	10	10.0	10	0
Saldi	1	0	0.0	0	0
COWBOYS	47	896	19.1	56	0
Opponents	73	1,709	23.4	57	0

PASSING	ATT	COMP	YDS	PCT	AVG	TD	PCT	PCT	PCT	RATING
Staubach	413	231	3,190	55.9	7.72	25	6.1	16	3.9	91†
D. White	34	20	215	58.8	6.32	6	0.0	1.0	2.9	65.3
Hill	1	0	0	0.0	0.00	0	0.0	0.0	0.0	39.6
Dorsett	1	0	0	0.0	0.00	0	0.0	0.0	0.0	42.3
COWBOYS	449	251	3,405	55.9	7.58	25	5.6	17	3.8	91†
Opponents	432	202	2,730	46.8	6.32	11	2.5	23	5.3	51

SCORE BY QUARTERS	1	2	3	4	OT	T
COWBOYS	58	121	118	84	3	384
Opponents	83	43	25	57	0	208

FIELD GOALS	11-19	20-29	30-39	40-49	50+
Septien	2-3	8-8	3-5	6-11	0-0
COWBOYS	2-3	8-8	3-5	6-11	0-0
Opponents	0-0	3-3	3-7	4-10	1-2

Septien: (18M,45M,48), (1,49M), (1), (19), (22), (49M,47), (40M), (25), (30,39,24), (33M), (47M,24,26), (33,21,38M,44), (26), (44M, 18,43M), (22)

Opponents: (37M), (42), (47M), (23,47M,44B,42M), (52,42,27), (37), (33M), (1), (47M), (45,23, 33), (1), (1), (48,53B), (46B,30,36B,39M), (1), (1)

SCORING	TDR	TOP	TDR1	FG	PAT	S	TP
Septien	0	0	0	16/26	46/47	0	94
Dorsett	7	2	1a	0/0	0/0	0	60
Newhouse	8	2	0	0/0	0/0	0	60
DuPree	0	9	0	0/0	0/0	0	54
Hill	0	6	0	0/0	0/0	0	36
Laidlaw	3	1	0	0/0	0/0	0	24
D. Pearson	0	3	0	0/0	0/0	0	18
Brinson	2	0	0	0/0	0/0	0	12
Saldi	0	2	0	0/0	0/0	0	12
Dennison	1	0	0	0/0	0/0	0	6
Staubach	1	0	0	0/0	0/0	0	6
Waters	0	0	0	0/0	0/0	1+	2
COWBOYS	22	25	1	16/26	46/48	1	384
Opponents	13	11	1*	11/22	23/25	1	282

a 54 fumble return vs. N. Y. Jets (12/17)  
 + sacked Theismann in end zone vs. Washington (10/2)  
 \* Perry 43 interception return vs. Los Angeles (9/17)  
 # Thaxton blocked punt out of end zone vs. St. Louis (9/24)  
 † missed PAT @ N.Y. Giants (9/10)  
 ‡ fumbled snap on PAT @ N.Y. Jets (12/17)

USUAL STARTERS			
WR Tony Hill	LE Ed Jones	LT Pat Donovan	LT Jethro Pugh (13)
LG Herb Scott	RT Larry Cole (3)	C John Fitzgerald	RT Randy White
RG Tom Rafferty	RE Harvey Martin	RT Rayfield Wright (11)	LLB Romeo Henderson
RT Andy Frederick (3)	MLB Bob Breunig	TE Billy Joe DuPree	RLB D.D. Lewis
WR Drew Pearson	LCB Benny Barnes	QB Roger Staubach	RCB Aaron Kyle
RB Tony Dorsett	SS Charlie Waters	FB Robert Newhouse (12)	FS Cliff Harris
Scott Laidlaw (4)	P Danny White	K Raphael Septien	

*Pro Bowlers in Bold*

SIDELINES  
 STATISTICS  
 PLAYOFF RECORDS  
 RECORDS  
 2013 SEASON  
 PLAYERS  
 STAFF



# 1979 ★ DALLAS COWBOYS STATISTICS ★ 1979

FIRST PLACE, NFC EAST HEAD COACH: TOM LANDRY			
PRESEASON (3-2)			
Date	W/L	Score	Opponent
7/28	L	13-20	Oakland @ Canton
8/4	W	7-6	DENVER
8/12	L	17-27	@ Seattle
8/18	W	16-13	HOUSTON
8/25	W	16-14	PITTSBURGH
REGULAR SEASON (11-5)			
9/2	W	22-21	@ St. Louis
9/9	W	21-13	@ San Francisco
9/16	W	24-20	CHICAGO
9/24	L	7-26	@ Cleveland
9/30	W	38-13	CINCINNATI
10/7	W	36-20	@ Minnesota
10/14	W	30-6	L.A. RAMS
10/21	W	22-13	ST. LOUIS
10/28	L	3-14	@ Pittsburgh
11/4	W	16-14	@ N. Y. GIANTS
11/12	L	21-31	PHILADELPHIA
11/18	L	20-34	@ Washington
11/22	L	24-30	HOUSTON
12/2	W	28-7	N. Y. GIANTS
12/8	W	24-17	@ Philadelphia
12/16	W	35-34	WASHINGTON
1979 DIVISIONAL PLAYOFF			
12/30	L	19-21	L.A. RAMS

RUSHING	ATT	YDS	AVG	LG	TD
Dorsett	250	1,107	4.4	41	6
Newhouse	124	449	3.6	21	3
Spings	67	248	3.7	15	2
Laidlaw	69	236	3.4	15	3
Staubach	37	172	4.5	20	0
Brinson	14	48	3.6	10	0
D. Pearson	3	27	9.0	16	0
D. White	1	25	25.0	25	0
DuPree	2	19	9.5	20	0
Hill	2	18	9.9	12	0
P. Pearson	7	14	2.0	11	1
Johnson	1	13	13.0	13	0
Saldi	1	-1	-1.0	-1	0
COWBOYS	578	2,375	4.1	41	15
Opponents	500	2,115	4.2	70	15

SCORE BY QUARTERS	1	2	3	4	OT	T
COWBOYS	73	102	87	109	0	371
Opponents	87	88	60	78	0	313

FIELD GOALS 11-19	20-29	30-39	40-49	50+
Septien	0-0	7-7	7-11	3-8
COWBOYS	0-0	7-7	7-11	3-8
Opponents	0-0	4-4	4-6	7-13

SCORING	TD	DP	TDR	FG	PAT	S	TP
Septien	0	0	0	19/29	40/44	0	97
Hill	0	10	0	0/0	0/0	0	60
D. Pearson	0	8	0	0/0	0/0	0	48
Dorsett	6	1	0	0/0	0/0	0	42
DuPree	0	5	0	0/0	0/0	0	30
Newhouse	3	1	0	0/0	0/0	0	24
Laidlaw	3	0	0	0/0	0/0	0	18
Springs	2	1	0	0/0	0/0	0	18
P. Pearson	1	1	0	0/0	0/0	0	12
Barnes	0	0	1a	0/0	0/0	0	6
Johnson	0	1	0	0/0	0/0	0	6
Saldi	0	1	0	0/0	0/0	0	6
COWBOYS	15	29	1	19/29	40/45	0	371
Opponents	15	21	2*	17/27	34/38	0	313

TEAM STATISTICS	DALLAS	OPP
FIRST DOWNS	339	259
Rushing	122	105
Passing	195	135
Penalty	22	19
Third Down-Made/Att	120/241	80/228
Third Down Efficiency	49.8	35.1
Fourth Down-Made/Att	2/9	5/11
TOTAL NET YARDS	5,968	4,586
Avg. Per Game	373.0	286.6
Total Plays	1,122	978
Avg. Per Play	5.3	4.7
NET YARDS RUSHING	2,375	2,115
Avg. Per Game	148.4	132.2
Total Rushes	578	500
Avg. Per Rush	4.1	4.2
NET YARDS PASSING	3,593	2,471
Sacked/Yards Lost	41/290	43/362
Gross Yards	3,883	2,833
Attempts/Completions	503/287	435/207
Pct. of Completions	57.1	47.6
Had Intercepted	13	13
PUNTS/AVERAGE	76/41.7	96/40.8
Net Punting Average	36.0	35.7
PUNT RET./AVG.	51/6.5	34/7.4
KICKOFF RET./AVG.	68/19.4	68/23.2
INT./AVG. RET.	13/14.8	13/8.8
PENALTIES/YARDS	100/845	70/704
FUMBLES/BALL LOST	33/21	20/10
TOUCHDOWNS	45	38
Rushing	15	15
Passing	29	21
Returns	1	2
EXTRA POINTS/ATTEMPTS	40/45	34/38
FIELD GOALS/ATTEMPTS	19/29	17/27
AVG. TIME OF POSS.	32:57	27:03

INTERCEPTIONS	NO	YDS	AVG	LG	TD
Hughes	2	91	45.5	68	0
Harris	2	35	17.5	20	0
Barnes	2	20	10.0	11	0
Lewis	2	8	4.0	5	0
Kyle	2	0	0.0	0	0
Mitchell	1	36	36.0	36	0
Thornton	1	3	3.0	3	0
Thurman	1	0	0.0	0	0
COWBOYS	13	193	14.8	68	0
Opponents	13	114	8.8	39	1

PUNTING	NO	YDS	AVG	TB	IN	LG	BL	NET
D. White	76	3,168	41.7	9	21	73	0	36.0
COWBOYS	76	3,168	41.7	9	21	73	0	36.0
Opp.	96	3,921	40.8	8	17	72	0	35.7

PUNT RETURNS	NO	FC	YDS	AVG	LG	TD
Wilson	35	12	236	6.8	13	0
Manning	10	2	55	5.5	17	0
Hill	6	1	43	7.2	12	0
COWBOYS	51	15	334	6.5	17	0
Opponents	34	18	252	7.4	31	0

KICKOFF RETURNS	NO	YDS	AVG	LG	TD
Spings	38	780	20.5	70	0
Wilson	19	328	17.2	26	0
Manning	7	145	20.7	47	0
Brinson	2	29	14.5	17	0
Hill	1	32	32.0	32	0
Huther	1	8	8.0	8	0
COWBOYS	68	1,322	19.4	70	0
Opponents	68	1,580	23.2	106	1

a 33 fumble return vs. Minnesota (10/7)  
 \* Darden 39 interception return vs. Cleveland (9/24)  
 Green 108 kickoff return vs. St. Louis (10/21)

USUAL STARTERS			
WR	Tony Hill	LE	Larry Cole (12)
LT	Pat Donovan	RT	John Dutton (4)
LG	Herb Scott	LT	Dave Stalls (12)
C	John Fitzgerald	RE	Randy Cole (4)
RG	Tom Rafferty	RT	Randy White
RT	Jim Cooper (11)	RE	Harvey Martin
	Rayfield Wright (5)	LLB	Thomas Henderson (10)
TE	Billy Joe DuPree	MLB	Mike Hegman (5)
WR	Drew Pearson	MLB	Bob Breung
QB	Roger Staubach	RLB	D.D. Lewis
RB	Tony Dorsett	LCB	Benny Barnes
FB	Robert Newhouse (12)	RCB	Aaron Kyle
	Scott Laidlaw (3)	SS	Randy Hughes
K	Raphel Septien	FS	Cliff Harris
		P	Danny White

*Pro Bowlers in Bold*

	PASSING	ATT	COMP	YDS	PCT	AVG	TD	PCT	INT	PCT	INT	LG	SKS/YDS	RATING
Staubach	461	267	3,586	57.9	7.78	27	5.9	11	2.4	75	36/240	92.4		
D. White	39	19	267	48.7	6.85	1	2.6	2	5.1	45	4/46	58.6		
Spings	3	1	30	33.0	10.00	1	33.0	0	0.0	30	1/4	111.0		
COWBOYS	503	287	3,883	57.1	7.72	29	5.8	13	2.6	75	41/290	90.3		
Opponents	435	207	2,833	47.6	6.51	21	4.8	13	3.0	64	43/362	72.4		

# 1980 ★ DALLAS COWBOYS STATISTICS ★ 1980

## SECOND PLACE, NFC EAST HEAD COACH: TOM LANDRY

### PRESEASON (3-1)

Date	W/L	Score	Opponent	Att.
8/9	W	17-14	GREEN BAY	54,876
8/16	W	19-16	@ L.A. Rams	63,283
8/23	W	20-13	HOUSTON	63,658
8/30	L	10-31	PITTSBURGH	62,795

### REGULAR SEASON (12-4)

Date	W/L	Score	Opponent	Att.
9/8	W	17-3	@ Washington	55,045
9/14	L	20-41	@ Denver	74,919
9/21	W	28-17	TAMPA BAY	62,750
9/28	W	28-7	@ Green Bay	54,776
10/5	W	24-3	N. Y. GIANTS	59,126
10/12	W	59-14	SAN FRANCISCO	63,399
10/19	L	10-17	@ Philadelphia	70,696
10/26	W	42-31	SAN DIEGO	60,639
11/2	W	27-24	@ St. Louis	50,701
11/9	L	35-38	@ N. Y. Giants	68,343
11/16	W	31-21	ST. LOUIS	52,567
11/23	W	14-10	WASHINGTON	58,809
11/27	W	51-7	SEATTLE	57,540
12/7	W	19-13	@ Oakland	53,194
12/15	L	14-38	@ L.A. Rams	65,154
12/21	W	35-27	PHILADELPHIA	62,548

### 1980 WILD CARD GAME

12/28	W	34-13	L.A. RAMS	64,533
-------	---	-------	-----------	--------

### 1980 DIVISIONAL PLAYOFF

1/4/81	W	30-27	@ Atlanta	60,022
--------	---	-------	-----------	--------

### 1980 NFC CHAMPIONSHIP GAME

1/11/81	L	7-20	@ Philadelphia	70,696
---------	---	------	----------------	--------

TEAM STATISTICS	DALLAS	OPP
FIRST DOWNS	337	296
Rushing	143	98
Passing	171	160
Penalty	23	28
Third Down-Made/Att.	130/243	88/222
Third Down Efficiency	53.5	39.6
Fourth Down-Made/Att.	5/11	7/15
TOTAL NET YARDS	5,468	5,279
Avg. Per Game	341.8	329.9
Total Plays	1,075	996
Avg. Per Play	5.1	5.3
NET YARDS RUSHING	2,346	2,069
Avg. Per Game	146.6	129.3
Total Rushes	594	469
Avg. Per Rush	4.0	4.4
NET YARDS PASSING	3,104	3,205
Sacked/Yards Lost	31/252	43/358
Gross Yards	3,356	3,563
Attempts/Completions	449/265	484/231
Pct. of Completions	59.6	47.7
Had Intercepted	25	27
PUNTS/AVERAGE	71/40.8	76/43.5
Net Punting Average	34.8	34.7
PUNT RET./AVG.	55/10.1	31/6.6
KICKOFF RET./AVG.	58/21.7	73/21.5
INT./AVG. RET.	27/19.4	25/7.2
PENALTIES/YARDS	107/906	106/989
FUMBLES/BALL LOST	27/14	33/20
TOUCHDOWNS	60	38
Rushing	26	15
Passing	30	21
Returns	4	2
EXTRA POINTS/ATTEMPTS	59/60	38/38
FIELD GOALS/ATTEMPTS	11/17	15/28
AVG. TIME OF POSS.	32:46	27:14

RUSHING	ATT	YDS	AVG	LG	TD
Dorsett	278	1,185	4.3	56	11
Newhouse	118	451	3.8	29†	6
Springs	89	326	3.7	20†	6
J. Jones	41	135	3.4	9	0
D. White	27	114	4.2	48	1
Newsome	23	73	3.1	23	2
D. Pearson	3	31	10.3	32	0
Hill	4	27	6.8	15	0
DuPree	4	19	4.8	11	0
Carano	4	6	1.5	5	0
P. Pearson	3	6	2.0	2	0
COWBOYS	594	2,373	4.0	56	26
Opponents	469	2,069	4.4	51†	15

RECEIVING	NO	YDS	AVG	LG	TD
Hill	60	1,055	17.6	58†	8
D. Pearson	43	568	13.2	30	6
Dorsett	34	263	7.7	27	0
DuPree	29	312	10.8	39	7
Saldi	25	311	12.4	43	1
P. Pearson	20	213	10.7	20	2
Johnston	19	263	13.7	29†	4
Springs	15	212	14.1	58†	1
Newhouse	8	75	9.4	18	0
J. Jones	5	39	7.8	16	0
Newsome	4	43	10.6	16	0
Cosbie	2	11	5.5	5	1
D. White	1	-9	-9.0	-9	0
COWBOYS	265	3,356	12.7	58†	30
Opponents	231	3,563	15.4	69†	21

INTERCEPTIONS	NO	YDS	AVG	LG	TD
Thurman	5	114	22.8	78†	1
Waters	5	78	15.6	29	0
Wilson	4	82	20.5	35	0
Mitchell	3	56	18.7	56	0
Breunig	3	34	11.3	15	0
Dickerson	2	46	23.0	34	0
Hegman	2	2	1.0	2	0
Cole	1	43	43.0	43†	1
Dutton	1	38	38.0	38†	1
Barnes	1	30	30.0	30	0
COWBOYS	27	523	19.4	78†	3
Opponents	25	179	7.2	36	1

PUNTING NO	YDS	AVG	TB	INT	LG	BL	NET
D. White	71	2,903	40.9	11	17	58	34.8
COWBOYS	71	2,903	40.9	11	17	58	34.8
Opp.	76	3,304	43.5	6	14	58	34.7

PUNT RETURNS NO	FC	YDS	AVG	LG	TD
J. Jones	54	4	54.8	10.1	52
Solomon	1	0	8.0	8	0
COWBOYS	55	4	55.6	10.1	52
Opponents	31	10	20.6	6.6	27

KICKOFF RETURNS NO	YDS	AVG	LG	TD
J. Jones	32	720	22.5	41
Newsome	12	293	24.4	36
Wilson	7	139	19.9	34
Hurt	4	71	17.8	24
Saldi	1	23	23.0	23
Cosbie	1	13	13.0	13
Waters	1	0	0.0	0
COWBOYS	58	1,259	21.7	41
Opponents	73	1,568	21.5	53

SCORE BY QUARTERS	1	2	3	4	OT	T
COWBOYS	96	153	86	119	0	454
Opponents	66	123	44	78	0	311

FIELD GOALS 11-19	20-29	30-39	40-49	50+
Septien	1-1	3-4	6-6	0-3
COWBOYS	1-1	3-4	6-6	0-3
Opponents	1-1	5-8	3-7	4-9

Septien: (19), (30,37), (1), (1), (38,27M), (26,40M), (33), (43M,42M,44M), (28,32), (1), (1), (52, 34), (51M), (1)
Opponents: (45M,29M,45), (46,55), (22,35M), (1), (33M,53M,51), (1), (35,38M), (45,45M), (42), (27), (44M), (34), (1), (22,41M,38), (33M,27), (43M,27M,29,25M,19)

SCORING	TDR	TDP	TDR1	FG	PAT	S	TP
Septien	0	0	0	11/17	59/60	0	62
Dorsett	11	0	0	0/0	0/0	0	96
Hill	0	8	0	0/0	0/0	0	48
Springs	6	1	0	0/0	0/0	0	42
DuPree	0	7	0	0/0	0/0	0	42
Newhouse	6	0	0	0/0	0/0	0	36
D. Pearson	0	6	0	0/0	0/0	0	36
Johnston	0	4	0	0/0	0/0	0	24
Newsome	2	0	0	0/0	0/0	0	12
P. Pearson	0	2	0	0/0	0/0	0	12
Cosbie	0	1	0	0/0	0/0	0	6
Saldi	0	1	0	0/0	0/0	0	6
Thurman	0	0	1a	0/0	0/0	0	6
Dutton	0	0	1b	0/0	0/0	0	6
Hegman	0	0	1c	0/0	0/0	0	6
Cole	0	0	1d	0/0	0/0	0	6
D. White	1	0	0	0/0	0/0	0	6
COWBOYS	26	30	4	11/17	59/60	14	454
Opponents	15	21	2*	15/28	38/38	0	311

- a 78 interception return vs. St. Louis (11/2)
- b 38 interception return vs. N.Y. Giants (10/5)
- c fumble recovery in end zone vs. Philadelphia (10/19)
- d 43 interception return vs. Washington (11/23)
- + Zorn grounded ball from end zone vs. Seattle (11/27)
- \* Thompson 32 fumble return vs. Denver (9/14)
- Lowie 16 interception return vs. San Diego (10/26)

### USUAL STARTERS

WR Tony Hill (13)	LE Ed Jones
Jay Saldi (3)	LT Larry Cole
LT Pat Donovan	RT Randy White
LG Herb Scott	RE Harvey Martin
C John Fitzgerald	LLB Mike Hegman
RG Tom Ratterzy	MLB Bob Breunig
RT Jim Cooper	RLB D.D. Lewis
TE Billy Joe DuPree	LCB Steve Wilson (10)
WR Drew Pearson	SS Benny Barnes (6)
QB Danny White	RCB Aaron Mitchell
RB Tony Dorsett	SS Charlie Waters
FB Robert Newhouse (10)	FS Dennis Thurman
Ron Springs (5)	P Danny White
K Raphael Septien	

*Pro Bowlers in Bold*

PASSING	ATT	COMP	YDS	PCT	AVG	TD	TD	INT	PCT	INT	LG	SKS/YDS	RATING
D. White	436	260	3,287	59.6	7.54	28	6.4	25	5.7	58†	31/252	80.8	
Carano	12	5	69	41.7	5.75	2	16.6	0	0.0	25	0/0	60.8	
Dorsett	1	0	0	0.0	0.0	0	0	0	0.0	0	0/0	39.6	
COWBOYS	449	265	3,356	59.0	7.47	30	6.7	25	5.7	58†	31/252	81.0	
Opponents	484	231	3,563	47.7	7.36	21	4.3	27	5.6	69†	43/358	63.5	

SIDELINES STATISTICS RECORDS PLAYERS 2013 SEASON STAFF



# 1981 ★ DALLAS COWBOYS STATISTICS ★ 1981

## FIRST PLACE, NFC EAST HEAD COACH: TOM LANDRY

PRESEASON (2-2)			
Date	W/L	Score	Opponent
8/8	L	17-21	GREEN BAY
8/15	L	21-33	@ L.A. RAMS
8/22	W	24-14	PITTSBURGH
8/29	W	28-20	HOUSTON

REGULAR SEASON (12-4)			
Date	W/L	Score	Opponent
9/6	W	26-10	@ Washington
9/13	W	30-17	ST. LOUIS
9/21	W	35-21	@ New England
9/27	W	18-10	N.Y. GIANTS
10/4	L	17-20	@ St. Louis
10/11	L	14-45	@ San Francisco
10/18	W	29-17	L.A. RAMS
10/25	W	28-27	MIAMI
11/1	W	17-14	@ Philadelphia
11/9	W	27-14	BUFFALO
11/15	L	24-27	@ Detroit
11/22	W	24-10	WASHINGTON
11/26	W	10-9	CHICAGO
12/6	W	37-13	@ Baltimore
12/13	W	21-10	PHILADELPHIA
12/19	L	10-13	@ N.Y. Giants (OT)

1981 DIVISIONAL PLAYOFF			
1/2/82	W	38-0	TAMPA BAY

1981 NFC CHAMPIONSHIP GAME			
1/10/82	L	27-28	@ San Francisco

TEAM STATISTICS	DALLAS	OPP
First Downs	321	286
Rushing	137	107
Passing	158	160
Penalty	26	18
Third Down-Made/Att	99/244	72/211
Third Down Efficiency	40.6	34.1
Fourth Down-Made/Att	5/11	7/15
TOTAL NET YARDS	5,880	5,419
Avg. Per Game	367.5	338.7
Total Plays	1,100	1,021
Avg. Per Play	5.3	5.3
NET YARDS RUSHING	2,711	2,049
Avg. Per Game	169.4	128.0
Total Rushes	630	468
Avg. Per Rush	4.3	4.4
NET YARDS PASSING	3,169	3,370
Sacked/Yards Lost	31/245	42/347
Gross Yards	3,414	3,717
Attempts/Completions	439/241	511/236
Pct. of Completions	54.9	46.2
Had Intercepted	15	37
PUNTS/AVERAGE	83/40.3	80/41.1
Net Punting Average	35.8	36.4
PUNT RET./AVG.	45/5.2	38/6.1
KICKOFF RET./AVG.	54/18.2	71/21.2
INT./AVG. RET.	37/13.0	15/8.3
PENALTIES/YARDS	103/839	104/837
FUMBLES/BALL LOST	45/20	43/16
TOUCHDOWNS	40	34
Rushing	15	16
Passing	24	17
Returns	1	1
EXTRA POINTS/ATTEMPTS	40/40	31/34
FIELD GOALS/ATTEMPTS	27/35	14/29
AVG. TIME OF POSS.	31:47	28:13

RUSHING	ATT	YDS	AVG	LG	TD
Dorsett	342	1,646	4.8	75t	4
Springs	172	625	3.6	16	10
J. Jones	34	183	5.3	59t	1
D. White	38	104	2.7	17	0
Newsome	13	38	2.9	7	0
Newhouse	14	33	2.3	6	0
Cosbie	4	33	8.3	15	0
Pearson	3	31	10.3	25	0
DuPree	1	12	12.0	12	0
Carano	8	9	1.1	11	0
Hill	1	3	3.0	3	0

COWBOYS	630	2,711	4.3	75t	15
Opponents	468	2,049	4.4	38t	16

RECEIVING	NO	YDS	AVG	LG	TD
Hill	46	953	20.7	63t	4
Springs	46	359	7.8	32t	2
Pearson	38	614	16.2	42t	3
Dorsett	32	325	10.2	73t	2
Johnson	25	552	22.1	55	5
DuPree	19	214	11.3	33t	2
Cosbie	17	225	13.2	28t	5
Saldi	8	82	10.2	14t	1
J. Jones	6	37	6.2	16	0
Donley	3	32	10.7	17	0
Newhouse	1	21	21.0	21	0

COWBOYS	241	3,414	14.2	73t	24
Opponents	236	3,717	15.8	81t	17

INTERCEPTIONS	NO	YDS	AVG	LG	TD
Walls	11	133	12.1	33	0
Thurman	9	187	20.8	96	0
Downs	7	81	11.6	21	0
Waters	3	21	7.0	21	0
Breunig	2	8	4.0	8	0
Wilson	2	0	0.0	0	0
Brown	1	28	28.0	28	0
Barnes	1	24	24.0	24	0
Lewis	1	0	0.0	0	0

COWBOYS	37	482	13.0	96	0
Opponents	15	124	8.3	41	0

PUNTING	NO	YDS	AVG	TBIN20	LG	BL	NET
D. White	81	3,284	40.8	7	19	60	0 36.0
Septien	2	62	31.0	0	0	33	0 31.0

COWBOYS	83	3,346	40.3	7	19	60	0 35.8
Opp.	80	3,289	41.1	7	17	57	0 36.4

PUNT RETURNS	NO	FC	YDS	AVG	LG	TD
J. Jones	33	2	188	5.7	17	0
Fellows	11	1	44	4.4	10	0
Donley	1	0	3	3.0	3	0
Thurman	0	1	0	0.0	0	0
Wilson	0	1	0	0.0	0	0

COWBOYS	45	5	235	5.2	17	0
Opponents	38	8	231	6.1	21	0

KICKOFF RETURNS	NO	YDS	AVG	LG	TD
J. Jones	27	517	19.1	33	0
Newsome	12	228	19.0	27	0
Fellows	8	170	21.3	31	0
Newhouse	3	34	10.4	12	0
Wilson	2	32	16.0	17	0
Cosbie	1	0	0.0	0	0

COWBOYS	54	981	18.2	33	0
Opponents	71	1,508	21.2	65	0

SCORE BY QUARTERS	1	2	3	4	OT	T
COWBOYS	91	108	57	111	0	367
Opponents	61	81	79	53	0	277

FIELD GOALS	11-19	20-29	30-39	40-49	50+	
Septien	1-1	11-11	11-11	8-9	7-12	0-2
COWBOYS	1-1	11-11	8-9	7-12	0-2	
Opponents	2-2	2-5	3-6	7-14	1-2	

Septien: (29.42, 23.18), (47.32, 25), (36.20, 21), (26.1), (40.39), (48M), (39), (47.31), (43), (25.35M), (41.50M, 42M), (42.35, 31), (47M, 43M), (60M, 36), (47M, 42), (44M, 24), (43M), (36M, 42), (58M), (19.37), (18.40), (40), (1), (34M), (1), (37.47), (27M, 26.47M), (43.40M, 49M), (1), (49M, 50), (21M, 27M, 40, 33M, 35)
---

SCORING	TDR	TD	DP	TDR1	FG	PA	S	TP
Septien	0	0	0	27/35	40/40	0	121	0
Springs	10	2	0	0/0	0/0	0	72	0
Dorsett	4	2	0	0/0	0/0	0	36	0
Johnson	0	5	0	0/0	0/0	0	30	0
Cosbie	0	5	0	0/0	0/0	0	30	0
Hill	0	4	0	0/0	0/0	0	24	0
Pearson	0	3	0	0/0	0/0	0	18	0
DuPree	0	2	0	0/0	0/0	0	12	0
Saldi	0	1	0	0/0	0/0	0	6	0
Barnes	0	0	1a	0/0	0/0	0	6	0
J. Jones	1	0	0	0/0	0/0	0	6	0
Team	0	0	0	0/0	0/0	0	6	0
COWBOYS	15	24	1	27/35	40/40	0	367	0
Opponents	16	17	1*	14/29	31/34	0	277	0

a 72 fumble return vs. San Francisco (10/11)  
\* Lott 41 interception return vs. San Francisco (10/11)

### USUAL STARTERS

WR Tony Hill (9)	LE Ed Jones
Butch Johnson (6)	LT John Dutton
LT Pat Donovan	RT Randy White
LG Herb Scott	RE Harvey Martin
C Tom Rafferty (13)	LLB Mike Hegman (10)
Robert Shaw (3)	Guy Brown (6)
RG Kurt Peterson	MLB Bob Breunig
RT Jim Cooper	RLB D.D. Lewis
TE Billy Joe DuPree	LCB Everson Walls (12)
WR Drew Pearson	Steve Wilson (4)
QB Danny White	RCB Dennis Thurman
RB Tony Dorsett	SS Charlie Waters
FB Ron Springs (13)	FS Michael Downs
Jay Saldi (3)	P Danny White
K Raphael Septien	

*Pro Bowlers in Bold*

PASSING	ATT	COMP	YDS	PCT	AVG	TD	PCT	INT	PCT	INT	LG	SKS/YDS	RATING
D. White	391	223	3,098	57.0	7.92	22	5.6	13	3.3	73t	30/234	87.5	
Carano	45	16	235	35.5	5.22	1	2.2	1	2.2	55	1/1	51.6	
Pearson	2	2	81	100.0	40.50	1	50.0	0	0.0	59	0/0	121.0	
Springs	1	0	0	0.0	0.00	0	0	1	0.0	0	0/0	0.0	
COWBOYS	439	241	3,414	54.9	7.78	24	5.5	15	3.4	73t	31/245	84.4	
Opponents	511	236	3,717	46.2	7.27	17	3.3	37	7.2	81t	42/347	51.9	





# 1983 ★ DALLAS COWBOYS STATISTICS ★ 1983

STAFF PLAYERS 2013 SEASON RECORDS PLAYOFF RECORDS 1983 STATISTICS SIDELINES

## SECOND PLACE, NFC EAST HEAD COACH: TOM LANDRY

### PRESEASON (3-1)

Date	W/L	Score	Opponent	Att.
8/6	W	20-17	MIAMI	46,826
8/15	W	30-7	@ L.A. Rams	54,268
8/20	L	7-24	PITTSBURGH	62,164
8/27	W	34-31	HOUSTON	54,363

### REGULAR SEASON (12-4)

Date	W/L	Score	Opponent	Att.
9/5	W	31-30	@ Washington	55,045
9/11	W	34-17	@ St. Louis	48,532
9/18	W	28-13	N.Y. GIANTS	62,347
9/25	W	21-20	NEW ORLEANS	62,136
10/2	W	37-24	@ Minnesota	60,774
10/9	W	27-24	TAMPA BAY (OT)	63,308
10/16	W	27-24	PHILADELPHIA	63,070
10/23	L	38-40	L.A. RAIDERS	64,991
10/30	W	38-20	@ N.Y. Giants	76,142
11/6	W	27-20	@ Philadelphia	71,236
11/13	L	23-24	@ San Diego	46,192
11/20	W	41-21	KANSAS CITY	64,103
11/24	W	35-17	ST. LOUIS	60,764
12/4	W	35-10	@ Seattle	63,352
12/11	L	10-31	WASHINGTON	65,074
12/19	L	17-42	@ San Francisco	59,957

### 1983 WILD CARD GAME

12/26	L	17-24	L.A. RAMS	43,521
-------	---	-------	-----------	--------

### TEAM STATISTICS

	DALLAS	OPP
FIRST DOWNS	342	286
Rushing	109	82
Passing	205	181
Penalty	28	23
Third Down-Made/Att	94/225	80/222
Third Down Efficiency	41.8	36.0
Fourth Down-Made/Att	4/9	9/17
TOTAL NET YARDS	5,959	5,427
Avg. Per Game	372.4	339.2
Total Plays	1,110	1,025
Avg. Per Play	5.4	5.3
NET YARDS RUSHING	2,117	1,499
Avg. Per Game	132.3	93.7
Total Rushes	519	410
Avg. Per Rush	4.1	3.7
NET YARDS PASSING	3,842	3,928
Sacked/Yards Lost	37/314	57/437
Gross Yards	4,156	4,365
Attempts/Completions	554/346	558/299
Pct. of Completions	62.5	53.6
Had Intercepted	25	27
PUNTS/AVERAGE	83/39.4	84/41.9
Net Punting Average	31.4	34.0
PUNT RET./AVG.	51/9.0	53/11.1
KICKOFF RET./AVG.	70/19.3	78/23.2
INT./AVG. RET.	27/17.3	25/14.3
PENALTIES/YARDS	99/847	100/873
FUMBLES/BALL LOST	30/14	31/21
TOUCHDOWNS	59	42
Rushing	21	12
Passing	31	27
Returns	7	3
EXTRA POINTS/ATTEMPTS	57/59	42/42
FIELD GOALS/ATTEMPTS	22/27	22/30
AVG. TIME OF POSS.	33:08	26:52

RUSHING	ATT	YDS	AVG	LG	TD
Dorsett	289	1,321	4.6	77	8
Springs	149	541	3.6	19†	7
Newsome	44	185	4.2	20	2
Newhouse	9	34	3.8	8	0
D. White	18	31	1.7	22	4
Pearson	2	13	6.5	10	0
T. Hill	1	2	2.0	2	0
Johnson	1	0	0.0	0	0
Hogeboom	6	-10	-1.7	-1	0
COWBOYS	519	2,117	4.1	77	21
Opponents	410	1,499	3.7	32	12

RECEIVING	NO	YDS	AVG	LG	TD
Springs	73	589	8.1	80†	1
T. Hill	49	801	16.4	75†	7
Pearson	47	545	11.6	32	5
Cosbie	46	588	12.8	61†	6
Johnson	41	561	13.7	46	3
Dorsett	40	287	7.2	19	1
Donley	18	370	20.6	47	2
Newsome	18	250	13.9	52†	4
DuPre	12	142	11.8	28	1
D. White	1	15	15.0	15†	1
Rafferty	1	8	8.0	8	0
COWBOYS	346	4,156	12.0	80†	31
Opponents	299	4,365	14.6	83†	27

INTERCEPTIONS	NO	YDS	AVG	LG	TD
Thurman	6	49	8.2	34	0
Fellows	5	139	27.8	58†	1
Downs	4	80	20.0	28	0
Walls	4	70	17.5	37	0
Clinkscale	2	68	34.0	68†	1
T. Hill	2	12	6.0	12	0
Bates	1	29	29.0	29	0
Jones	1	12	12.0	12	0
Dickerson	1	8	8.0	8	0
Breunig	1	0	0.0	0	0
COWBOYS	27	467	17.3	68†	2
Opponents	25	358	14.3	48†	1

PUNTING	NO	YDS	AVG	TBIN20	LG	BL	NET
D. White	38	1,543	40.6	3	60	1	36.0
Warren	39	1,551	39.8	1	8	54	0 32.0
Miller	5	178	35.6	0	2	43	0 21.2
COWBOYS	83	3,272	39.4	4	16	54	1 31.4
Opp.	84	3,515	41.9	10	23	59	0 34.0

PUNT RETURNS	NO	FC	YDS	AVG	LG	TD
R. Hill	30	2	232	7.7	37	0
Fellows	10	3	75	7.5	14	0
Allen	9	1	153	17.0	68†	1
Donley	1	0	1	1.0	1	0
Newhouse	1	0	0	0.0	0	0
COWBOYS	51	6	461	9.0	68†	1
Opponents	53	9	588	11.1	56†	0

KICKOFF RETURNS	NO	YDS	AVG	LG	TD
Fellows	43	855	19.9	53	0
R. Hill	13	243	18.7	40	0
Allen	8	178	22.3	31	0
Cosbie	2	17	8.5	10	0
Newsome	1	28	28.0	28	0
McSwain	1	17	17.0	17	0
Springs	1	13	13.0	13	0
Huther	1	0	0.0	0	0
COWBOYS	70	1,351	19.3	53	0
Opponents	78	1,806	23.2	66	0

SCORE BY QUARTERS	1	2	3	4	OT	T
COWBOYS	75	154	79	168	3	479
Opponents	120	84	70	86	0	360

FIELD GOALS 11-19	20-29	30-39	40-49	50+	
Septien	0-0	5-5	8-8	9-12	0-2
COWBOYS	0-0	5-5	8-8	9-12	0-2
Opponents	2-2	8-8	7-8	4-8	1-4

Septien: (26), (45, 24), (1), (41, 34), (45, 53M, 45, 35), (41, 48M, 42), (31, 46, 34), (23), (42M, 36), (39, 23), (50M, 37), (25, 40), (1), (1), (35), (47, 46M)

Opponents: (23, 30, 31M), (23), (31, 27), (45M, 19, 42, 43B), (41), (48, 47M), (1), (37, 24, 26), (27, 29), (52M, 19, 37), (37), (51M), (42), (54), (49M, 38), (52M)

SCORING	TDR	TDP	TDR1	FG	PAT	S	TP
Septien	0	0	0	22/27	57/59	0	12/3
Dorsett	8	1	0	0/0	0/0	0	5/4
Springs	7	1	0	0/0	0/0	0	4/8
T. Hill	0	7	0	0/0	0/0	0	4/2
Cosbie	0	6	0	0/0	0/0	0	3/6
Newsome	2	4	0	0/0	0/0	0	3/6
Pearson	0	5	0	0/0	0/0	0	3/0
D. White	4	1	0	0/0	0/0	0	3/0
Johnson	0	3	0	0/0	0/0	0	1/8
Donley	0	2	0	0/0	0/0	0	1/2
Fellows	0	0	2a	0/0	0/0	0	1/2
Allen	0	0	1b	0/0	0/0	0	0/6
Clinkscale	0	0	1c	0/0	0/0	0	0/6
Downs	0	0	1d	0/0	0/0	0	0/6
DuPre	0	1	0	0/0	0/0	0	0/6
Hegman	0	0	1e	0/0	0/0	0	0/6
Thurman	0	0	1f	0/0	0/0	0	0/6
Dickerson	0	0	0	0/0	0/0	1+	2
COWBOYS	21	31	7	22/27	57/59	1	47/9
Opponents	12	27	3*	22/30	42/42	0	36/0

- a 62 blocked FG return vs. New Orleans (9/25)
- 58 interception return vs. Minnesota (10/2)
- b 68 punt return vs. Kansas City (11/20)
- c 68 interception return vs. New York (9/18)
- d 10 fumble return vs. New York (9/18)
- e 9 fumble return vs. Los Angeles (10/23)
- f fumble recovery in end zone vs. St. Louis (9/11)
- \* tackled Stabler in end zone vs. New Orleans (9/25)
- \* Nelson 21 blocked punt return vs. S.D. (11/13)
- Wright 48 interception return vs. San Francisco (12/19)
- McLemore 56 punt return vs. San Francisco (12/19)

### USUAL STARTERS

WR Tony Hill (9)	LE Ed Jones
Butch Johnson (3)	LT John Dutton
Billy Joe DuPre (3)	RT Randy White
LT Pat Donovan	RE Harvey Martin
LG Herb Scott	LLB Mike Hegman
C Tom Rafferty	MLB Bob Breunig
RG Kurt Peterson	RLB Anthony Dickerson
RT Jim Cooper	LCB Everson Walls
TE Doug Cosbie	RCB Dennis Thurman
WR Drew Pearson	SS Dexter Clinkscale
QB Danny White	FS Michael Downs
RB Tony Dorsett	P Danny White (10)
FB Ron Springs	John Warren (3)
K Raphael Septien	

*Pro Bowlers in Bold*

PASSING	ATT	COMP	YDS	PCT	ATT	PCT	INT	INT	LG	SKS	YDS	RATING
D. White	533	334	3,980	62.7	7.47	29	5.4	23	4.3	80†	37/314	85.6
Hogeboom	17	11	161	64.7	9.47	1	5.9	1	5.9	24	0/0	90.6
Springs	2	1	15	50.0	7.50	1	0.0	0	0.0	15†	0/0	121.0
Dorsett	1	0	0	0.0	0.00	0	0.0	0	0.0	0	0/0	39.6
Pearson	1	0	0	0.0	0.00	0	0.0	1	100.0	0	0/0	39.6
COWBOYS	554	346	4,156	62.5	7.50	31	5.6	25	4.5	80†	37/314	85.2
Opponents	558	299	4,365	53.6	7.82	27	4.8	27	4.8	83†	57/437	75.3

# 1984 ★ DALLAS COWBOYS STATISTICS ★ 1984

## FOURTH PLACE, NFC EAST HEAD COACH: TOM LANDRY

### PRESEASON (3-1)

Date	W/L	Score	Opponent	Aft.
8/4	W	31-17	GREEN BAY	43:37.1
8/11	W	24-13	@ San Diego	50:54.0
8/16	L	10-20	PITTSBURGH	55:67.8
8/25	W	31-24	HOUSTON	53:87.7

### REGULAR SEASON (9-7)

Date	W/L	Score	Opponent	Aft.
9/3	W	20-13	@ L.A. Rams	65:40.3
9/9	L	7-28	@ N.Y. Giants	75:92.1
9/16	W	23-17	PHILADELPHIA	64:52.1
9/23	W	20-6	GREEN BAY	64:22.2
9/30	W	23-14	@ Chicago	63:62.3
10/7	L	20-31	ST. LOUIS	61:43.8
10/14	L	14-34	@ Washington	55:43.1
10/21	W	30-27	NEW ORLEANS (OT)	50:96.6
10/28	W	22-3	INDIANAPOLIS	58:72.4
11/4	L	7-19	N.Y. GIANTS	60:23.5
11/11	W	24-17	@ St. Louis	48:72.1
11/18	L	3-14	@ Buffalo	74:39.1
11/22	W	20-17	NEW ENGLAND	55:34.1
12/2	W	26-10	@ Philadelphia	66:32.2
12/9	L	28-30	WASHINGTON	64:28.6
12/17	L	21-28	@ Miami	74:13.9

### TEAM STATISTICS

	DALLAS	OPP
FIRST DOWNS	323	283
Rushing	93	106
Passing	202	155
Penalty	28	22
Third Down-Made/Att.	83/238	83/247
Third Down Efficiency	34.9	33.6
Fourth Down-Made/Att.	3/7	5/16
TOTAL NET YARDS	5,320	5,036
Avg. Per Game	332.5	314.8
Total Plays	1,121	1,094
Avg. Per Play	4.8	4.6
NET YARDS RUSHING	1,714	2,226
Avg. Per Game	107.1	139.1
Total Rushes	469	510
Avg. Per Rush	3.7	4.4
NET YARDS PASSING	3,606	2,810
Sacked/Yards Lost	48/389	57/390
Gross Yards	3,995	3,200
Attempts/Completions	604/322	527/250
Pct. of Completions	53.3	47.4
Had Intercepted	26	28
PUNTS/AVERAGE	108/38.2	99/42.8
Net Punting Average	34.0	36.3
PUNT RET./AVG.	54/8.3	55/4.2
KICKOFF RET./AVG.	63/19.0	65/20.2
INT./AVG. RET.	28/10.6	26/14.7
PENALTIES/YARDS	100/947	93/854
FUMBLES/BALL LOST	35/17	35/16
TOUCHDOWNS	34	36
Rushing	12	8
Passing	19	23
Returns	3	5
EXTRA POINTS/ATTEMPTS	33/34	35/36
FIELD GOALS/ATTEMPTS	23/29	19/28
AVG TIME OF POSSESSION	29:06	31:06

RUSHING	ATT	YDS	AVG	LG	TD
Dorsett	302	1,189	3.9	31t	6
Newsome	66	268	4.1	30	5
Springs	68	197	2.9	16	1
D. White	6	21	3.5	8	0
Hogeboom	15	19	1.3	11	0
J. Jones	8	13	1.6	6	0
T. Hill	1	7	7.0	7	0
Donley	2	5	2.5	6	0
Smith	1	-5	-5.0	-5	0

COWBOYS	469	1,714	3.7	31t	12
Opponents	510	2,226	4.4	85	8

RECEIVING	NO	YDS	AVG	LG	TD
Cosbie	60	789	13.2	36	4
Hill	58	864	14.9	66t	5
Dorsett	51	459	9.0	68t	1
Springs	46	454	9.9	57t	3
Renfro	35	583	16.7	60t	2
Donley	32	473	14.8	49t	2
Newsome	26	263	10.1	29	0
J. Jones	7	57	8.1	19	1
Cornwell	2	23	11.5	13	1
Harris	1	9	9.0	9	0
Phillips	1	6	6.0	6	0
Pozderac	1	1	1.0	1	0
Carmichael	1	7	7.0	7	0
Smith	1	7	7.0	7	0

COWBOYS	322	3,995	12.4	68t	19
Opponents	250	3,200	12.8	80t	23

INTERCEPTIONS	NO	YDS	AVG	LG	TD
Downs	7	126	18.0	27t	1
Thurman	5	81	16.2	43	0
Clinkscale	3	32	10.7	23	0
Walls	3	12	4.0	12	0
Fellows	3	3	1.0	3	0
Hegman	3	3	1.0	3	0
Lockhart	1	32	32.0	32	0
Scott	1	5	5.0	5	0
Bates	1	3	3.0	3	0
Dickerson	1	0	0.0	0	0

PUNTING	NO	YDS	AVG	TB IN 20	LG	BL	NET
D. White	82	3,151	38.4	8	21	54	0 36.0
Warren	21	799	38.1	3	3	48	0 32.0
Miller	5	173	34.6	0	1	41	0 21.2

COWBOYS	108	4,123	38.2	11	25	54	0 34.0
Opp.	99	4,236	42.8	10	23	59	1 36.3

PUNT RETURNS	NO	FC	YDS	AVG	LG	TD
Allen	54	15	446	8.3	18	0

COWBOYS	54	15	446	8.3	18	0
Opponents	55	19	230	4.2	19	0

KICKOFF RETURNS	NO	YDS	AVG	LG	TD
Allen	33	666	20.2	34	0
McSwain	20	403	20.2	32	0
Fellows	6	94	15.7	23	0
Salonen	2	30	15.0	22	0
Granger	2	6	3.0	5	0

COWBOYS	63	1,199	19.0	34	0
Opponents	65	1,310	20.2	64	0

SCORE BY	QUARTERS	1	2	3	4	OT	T
COWBOYS	65	89	56	95	3	308	
Opponents	64	81	91	72	0	308	

FIELD GOALS	11-19	20-29	30-39	40-49	50+
Septien	2-2	6-7	9-9	4-8	2-3
COWBOYS	2-2	6-7	9-9	4-8	2-3
Opponents	0-0	8-8	7-9	2-8	2-3

Septien:	(31,52), (1), (28M, 47, 51, 30), (32, 42), (44, 32), (23), (52M, 35, 36), (1), (36, 27, 41), (19, 19, 24), (1), (42M, 35, 48M, 45B), (20, 47M), (28, 23), (32), (1), (1)
Opponents:	(31, 36), (1), (39, 39M), (37M), (41M, 43M), (46M, 22), (20, 22, 47M), (49, 50, 45M), (52), (40, 38, 23, 27), (49B, 30), (1), (29, 56M), (23), (31, 34, 21), (1)

SCORING	TDR	TD	TDRI	FG	PAT	S	TOP
Septien	0	0	23/29	33/34	0	102	
Dorsett	6	1	0	0	0	0 42	
T. Hill	0	5	0	0	0	0 0 30	
Newsome	5	0	0	0	0	0 0 30	
Cosbie	0	4	0	0	0	0 0 24	
Springs	1	3	0	0	0	0 0 24	
Donley	0	2	0	0	0	0 0 12	
Renfro	0	2	0	0	0	0 0 12	
Cornwell	0	1	0	0	0	0 0 6	
Downs	0	0	1a	0	0	0 0 6	
Jeffcoat	0	0	1b	0	0	0 0 6	
J. Jones	0	1	0	0	0	0 0 6	
Thurman	0	0	1c	0	0	0 0 6	
Dutton	0	0	0	0	0	0 1+ 2	

a 27 interception return vs. New England (11/22)  
 b fumble recovery in end zone vs. New Orleans (10/21)  
 c 38 interception return vs. Philadelphia (12/2)  
 + tackled Pisarcik in end zone vs. Philadelphia (12/2)  
 \* Headen 81 fumble return vs. N.Y. Giants (9/9)  
 R. Brown 5 interception return vs. Green Bay (9/23)  
 Coleman 49 interception return vs. Washington (10/14)  
 Winston 43 interception return vs. New Orleans (10/21)  
 Green 32 interception return vs. Washington (12/9)

### USUAL STARTERS

WR Tony Hill (11)	LE Ed Jones
Doug Donley (4)	LT John Dutton
LT Phil Pozderac (7)	RT <b>Randy White</b>
Herb Scott (5)	RE Jim Jeffcoat
Howard Richards (4)	LLB Mike Hegman
LG Glen Tilenor (12)	MLB Bob Breung (8)
Herb Scott (4)	Eugene Lockhart (8)
C Tom Raftery	RLB Anthony Dickerson
RG Jim Cooper (7)	LCB Everson Walls
Phil Pozderac (7)	RCB Ron Fellows
TE Kurt Peterson	SS Dexter Clinkscale
<b>TE Doug Cosbie</b>	FS Michael Downs
WR Mike Renfro (11)	P Danny White (12)
Doug Donley (5)	John Warren (3)
QB Gary Hogeboom (10)	
Danny White (6)	
RB Tony Dorsett	
FB Ron Springs (12)	
Timmy Newsome (4)	
K Raphael Septien	

*Pro Bowlers in Bold*

	PASSING	ATT	COMP	YDS	PCT	AVG	PCT	PCT	LG	SKS/YDS	RATING
Hogeboom	367	195	2,366	53.1	6.45	7	1.9	14	38	68t	26/211 63.7
D. White	233	126	1,580	54.1	6.78	11	4.7	11	47	66t	22/178 71.5
Renfro	2	1	49	50.0	24.50	1	50.0	0	0.0	49t	0/0 135.4
Springs	1	0	0	0.0	0.00	0	0.0	0	0.0	0	0/0 39.6
Dorsett	1	0	0	0.0	0.00	0	0.0	1	100.0	0	0/0 0
COWBOYS	604	322	3,995	53.3	6.61	19	3.2	26	4.3	68t	48/389 66.6
Opponents	527	250	3,200	47.4	6.07	23	4.4	28	5.3	80t	57/390 59.3

1984 STATISTICS RECORDS PLAYERS STAFF



# 1985 ★ DALLAS COWBOYS STATISTICS ★ 1985

## FIRST PLACE, NFC EAST HEAD COACH: TOM LANDRY

### PRESEASON (4-0)

Date	W/L	Score	Opponent	Att.
8/10	W 27-3		GREEN BAY	41,847
8/17	W 27-24		@ San Diego (OT)	48,596
8/26	W 15-13		CHICAGO	49,540
8/31	W 20-10		HOUSTON	53,812

### REGULAR SEASON (10-6)

Date	W/L	Score	Opponent	Att.
9/9	W 44-14		WASHINGTON	62,292
9/15	L 21-26		@ Detroit	72,985
9/22	W 20-7		CLEVELAND	61,456
9/29	W 17-10		@ Houston	49,686
10/6	W 30-29		@ N.Y. Giants	74,981
10/13	W 27-13		PITTSBURGH	62,932
10/20	L 14-16		@ Philadelphia	70,114
10/27	W 24-10		ATLANTA	57,941
11/4	L 10-21		@ St. Louis	49,347
11/10	W 13-7		@ Washington	55,750
11/17	L 0-44		CHICAGO	63,855
11/24	W 34-17		PHILADELPHIA	54,047
11/28	W 35-17		ST. LOUIS	54,125
12/8	L 24-50		@ Cincinnati	56,936
12/15	W 28-21		N.Y. GIANTS	62,310
12/22	L 16-31		@ San Francisco	60,114

### 1985 DIVISIONAL PLAYOFF

1/4/86	L 0-20		@ L.A. Rams	66,351
--------	--------	--	-------------	--------

### TEAM STATISTICS

	DALLAS	OPP
FIRST DOWNS	336	312
Rushing	95	98
Passing	208	193
Penalty	33	21
Third Down-Made/Att.	96/227	87/228
Third Down Efficiency	42.3	38.2
Fourth Down-Made/Att.	5/9	7/17
TOTAL NET YARDS	5,602	5,608
Avg. Per Game	350.1	350.5
Total Plays	1,093	1,076
Avg. Per Play	5.1	5.2
NET YARDS RUSHING	1,741	1,853
Avg. Per Game	108.8	115.8
Total Rushes	462	465
Avg. Per Rush	3.8	4.0
NET YARDS PASSING	3,861	3,755
Sacked/Yards Lost	44/375	62/459
Gross Yards	4,236	4,214
Attempts/Completions	587/344	549/279
Pct. of Completions	58.6	50.8
Had Intercepted	25	33
PUNTS/AVERAGE	83/41.4	78/41.3
Net Punting Average	35.3	36.7
PUNT RET./AVG.	40/5.9	44/6.5
KICKOFF RET./AVG.	62/19.5	68/19.3
INT./AVG. RET.	33/8.0	25/12.8
PENALTIES/YARDS	100/759	108/990
FUMBLES/BALL LOST	29/16	24/15
TOUCHDOWNS	43	40
Rushing	11	18
Passing	27	20
Returns	5	2
EXTRA POINTS/ATTEMPTS	42/43	37/40
FIELD GOALS/ATTEMPTS	19/28	18/27
AVG TIME OF POSSESSION	30:34	29:26

RUSHING	ATT	YDS	AVG	LG	TD
Dorsett	305	1,307	4.3	60t	7
Newsome	88	252	2.9	15	2
Hogeboom	8	48	6.0	15	1
D. White	22	44	2.0	21	1
Williams	13	40	3.1	9	0
Lavette	13	34	2.6	10	1
Fowler	7	25	3.6	6	0
J. Jones	1	0	0.0	0	0
Banks	1	-1	-1.0	-1	0
Pelluer	3	-2	-0.7	-1	0
Hill	1	-6	-6.0	-6	0
COWBOYS	462	1,741	3.8	60t	11
Opponents	465	1,853	4.0	74t	18

RECEIVING	NO	YDS	AVG	LG	TD
Hill	74	1,113	15.0	53t	7
Cosbie	64	793	12.4	42	6
Renfro	60	955	15.9	58t	8
Dorsett	46	449	9.8	56t	3
Newsome	46	361	7.9	24	0
J. Jones	24	179	7.5	35	0
Powe	15	237	16.9	34	0
Cornwell	6	77	12.8	32	1
Fowler	5	24	4.8	10	0
Gonzalez	3	28	9.3	13	0
D. White	1	12	12.0	12t	1
Lavette	1	8	8.0	8	0
COWBOYS	344	4,236	12.3	58t	27
Opponents	279	4,214	15.1	70t	20

INTERCEPTIONS	NO	YDS	AVG	LG	TD
Walls	9	31	3.4	19	0
Thurman	5	21	4.2	21t	1
Fellows	4	52	13.0	29	0
Bates	4	15	3.8	8	0
Clintkscale	3	16	5.3	11	0
Downs	3	11	3.7	11	0
Scott	2	26	13.0	26t	1
Jeffcoat	1	65	65.0	65t	1
Lockhart	1	19	19.0	19t	1
Hegman	1	7	7.0	7	0
COWBOYS	33	263	8.0	65t	4
Opponents	25	319	12.8	47	2

PUNTING	NO	YDS	AVG	TBIN20	LG	BL	NET
Saxon	82	3,396	41.9	10	57	1	35.6
D. White	1	43	43.0	1	43	0	36.0
COWBOYS	83	3,439	41.4	11	20	57	1 35.3
Opp.	78	3,218	41.3	6	23	60	1 36.7

PUNT RETURNS	NO	FC	YDS	AVG	LG	TD
Bates	22	6	152	6.9	21	0
Gonzalez	15	5	58	3.9	13	0
Banks	3	3	27	9.0	28	0
COWBOYS	40	14	237	5.9	28	0
Opponents	44	10	286	6.5	19	0

KICKOFF RETURNS	NO	YDS	AVG	LG	TD
Lavette	34	682	20.1	34	0
Duckett	9	173	19.2	25	0
J. Jones	9	161	17.9	26	0
Williams	6	129	21.5	30	0
Fowler	3	48	16.0	20	0
Powe	1	17	17.0	17	0
COWBOYS	62	1,210	19.5	34	0
Opponents	68	1,310	19.3	43	0

SCORE BY QUARTERS	1	2	3	4	OT	T
COWBOYS	55	122	78	102	0	357
Opponents	66	73	98	96	0	333

FIELD GOALS	11-19	20-29	30-39	40-49	50+
Septien	1-1	5-5	8-11	4-9	1-2
COWBOYS	1-1	5-5	8-11	4-9	1-2
Opponents	0-0	3-4	10-11	5-11	0-1

Septien: (53.39,43),(42M,44M),(39.49M,33), (47M,33M,36M,35,36M),(22,29,31),(47M,38.39),(1),(28),(18),(40,50M,36),(1),(1),(21),(1),(29,48,41)

Opponents: (1),(34,46,48M),(1),(33,37M),(23,37,47),(48,49M,34),(39,33,36),(38,46M,27M),(45M),(49M),(44,46,22),(26),(38,53M),(49M),(1),(39,29)

SCORING	TDR	TDP	TDR1	19/28	PAT	S	PP
Septien	0	0	0	19/28	42/43	0	99
Dorsett	7	3	0	0/0	0/0	0	60
Renfro	0	8	0	0/0	0/0	0	48
Hill	0	7	0	0/0	0/0	0	42
Cosbie	0	6	0	0/0	0/0	0	36
Newsome	2	1	0	0/0	0/0	0	18
D. White	1	1	0	0/0	0/0	0	12
Cornwell	0	1	0	0/0	0/0	0	6
Hogeboom	1	0	0	0/0	0/0	0	6
Jeffcoat	0	0	1a	0/0	0/0	0	6
Lockhart	0	0	1b	0/0	0/0	0	6
Penn	0	0	1c	0/0	0/0	0	6
Scott	0	0	1d	0/0	0/0	0	6
Thurman	0	0	1e	0/0	0/0	0	6
COWBOYS	11	27	5	19/28	42/43	0	357
Opponents	8	20	2*	18/27	37/40	1*	333

- a 65 interception return vs. N.Y. Giants (12/15)
- b 19 interception return vs. Pittsburgh (10/13)
- c 46 blocked punt return vs. Cincinnati (12/8)
- d 26 interception return vs. Washington (9/9)
- e 21 interception return vs. Washington (9/9)
- \* Dent 1 interception return vs. Chicago (11/17)
- Richardson 36 interception return vs. Chicago (11/17)
- + Browner safety vs. Cincinnati (12/8)

### STARTERS

WR Tony Hill	LE Ed Jones
LT Chris Schultz (8)	LT John Dutton
Phil Pozdecak (7)	RT Randy White
LG Glen Titensor	RE Jim Jeffcoat
C Tom Raftery	LLB Mike Hegman
RG Kurt Peterson	MLB Eugene Lockhart
RT Jim Cooper	RLB Jeff Rohrer
TE Doug Cosbie	LCB Everson Walls
WR Mike Renfro	RCB Ron Fellows (11)
QB Danny White	Victor Scott (3)
RB Tony Dorsett	SS Dexter Clinckscale
FB Timmy Newsome	FS Michael Downs
K Raphael Septien	P Mike Saxon

*Pro Bowlers in Bold*

PASSING	ATT	COMP	YDS	PCT	AVG	PCT	PCT	INT	LG	SKS/YDS	RATING	
D. White	450	267	3,157	59.3	7.02	21	4.7	17	3.8	58t	30/257	80.6
Hogeboom	126	70	978	55.6	7.76	5	4.0	7	5.6	58t	14/118	70.8
Pelluer	8	5	47	62.5	5.88	0	0.0	0	0.0	28	0/0	78.7
Hill	1	1	42	100.0	42.00	0	0.0	0	0.0	42	0/0	118.8
J. Jones	2	1	12	50.0	6.00	1	50.0	1	50.0	12t	0/0	68.8
COWBOYS	587	344	4,236	58.6	7.22	27	4.6	25	4.3	58t	44/375	78.6
Opponents	549	279	4,214	50.8	7.68	20	3.6	33	6.0	70t	62/459	63.5

STAFF PLAYERS 2013 SEASON RECORDS PLAYOFF RECORDS 1985 STATISTICS SIDELINES

## 1986 ★ DALLAS COWBOYS STATISTICS ★ 1986

THIRD PLACE, NFC EAST  
HEAD COACH: TOM LANDRY

PRESEASON (0-5)			
Date	W/L	Score	Opponent
8/3	L	6-17	Chicago @ London
8/9	L	0-20	@ San Diego
8/16	L	19-24	@ L.A. Raiders
8/22	L	28-41	PITTSBURGH
8/30	L	14-17	HOUSTON
REGULAR SEASON (7-9)			
9/8	W	31-28	N.Y. GIANTS
9/14	W	31-7	@ Detroit
9/21	L	35-37	ATLANTA
9/29	W	31-7	@ St. Louis
10/5	L	14-29	@ Denver
10/12	W	30-6	WASHINGTON
10/19	W	17-14	@ Philadelphia
10/26	W	37-6	ST. LOUIS
11/2	L	14-17	@ N.Y. Giants
11/9	L	13-17	L.A. RAIDERS
11/16	W	24-21	@ San Diego
11/23	L	14-41	@ Washington
11/27	L	14-31	SEATTLE
12/7	L	10-29	@ L.A. Rams
12/14	L	21-23	PHILADELPHIA
12/21	L	10-24	CHICAGO

TEAM STATISTICS	DALLAS	OPP
FIRST DOWNS	325	286
Rushing	98	118
Passing	199	148
Penalty	28	20
Third Down-Made/Att.	80/213	89/226
Third Down Efficiency	37.6	39.4
Fourth Down-Made/Att.	6/14	4/7
TOTAL NET YARDS	5,474	4,985
Avg. Per Game	342.2	311.6
Total Plays	1,054	1,017
Avg. Per Play	5.2	4.9
NET YARDS RUSHING	1,969	2,200
Avg. Per Game	123.1	137.5
Total Rushes	447	500
Avg. Per Rush	4.4	4.4
NET YARDS PASSING	3,505	2,785
Sacked/Yards Lost	60/498	53/364
Gross Yards	4,003	3,149
Attempts/Completions	547/319	464/226
Pct. of Completions	58.3	48.7
Had Intercepted	24	17
PUNTS/AVERAGE	87/40.2	87/41.6
Net Punting Average	34.5	36.6
PUNT RET./AVG.	46/5.5	41/7.3
KICKOFF RET./AVG.	59/20.5	66/20.6
INT./AVG. RET.	17/10.8	24/13.8
PENALTIES/YARDS	111/931	90/817
FUMBLES/BALL LOST	44/17	29/18
TOUCHDOWNS	43	41
Rushing	21	17
Passing	21	21
Returns	1	3
EXTRA POINTS/ATTEMPTS	43/43	39/41
FIELD GOALS/ATTEMPTS	15/21	16/30
AVG TIME OF POSSESSION	31:14	28:46

RUSHING	ATT	YDS	AVG	LG	TD
Dorsett	184	748	4.1	33	5
Walker	151	737	4.9	84	12
Pelluer	41	255	6.2	21	1
Newsome	34	110	3.2	13	2
Collier	6	53	8.8	21	0
Clack	4	19	4.8	8	0
D. White	8	16	2.0	10	1
Sherrard	2	11	5.5	8	0
Cosbie	1	9	9.0	9	0
Lavette	10	6	0.6	5	0
Fowler	6	5	0.8	2	0
COWBOYS	447	1,969	4.4	84	21
Opponents	500	2,200	4.4	50	17

RECEIVING	NO	YDS	AVG	LG	TD
Walker	76	837	11.0	84	2
Hill	49	770	15.7	63	3
Newsome	48	421	8.8	30	3
Sherrard	41	744	18.2	68	5
Cosbie	28	312	11.1	22	1
Dorsett	25	267	10.7	36	1
Renfro	22	325	14.8	30	3
Banks	17	202	11.9	23	0
Chandler	6	57	9.5	15	2
Lavette	5	31	6.2	9	1
Fowler	1	19	19.0	19	0
Clack	1	18	18.0	18	0
COWBOYS	319	4,003	12.6	84	21
Opponents	232	3,149	13.6	71	21

INTERCEPTIONS	NO	YDS	AVG	LG	TD
Downs	6	54	9.0	31	0
Fellows	5	46	9.2	34	1
Walls	3	46	15.3	24	0
Scott	1	31	31.0	31	0
Lockhart	1	5	5.0	5	0
Holloway	1	1	1.0	1	0
COWBOYS	17	183	10.8	34	1
Opponents	24	331	13.8	56	2

PUNTING	NO	YDS	AVG	TB	IN20	LG	BL	NET
Saxon	87	3,498	40.2	10	28	58	1	34.5
COWBOYS	87	3,498	40.2	10	28	58	1	34.5
Opp.	87	3,620	41.6	9	17	62	1	36.6
PUNT RETURNS	NO	FC	YDS	AVG	LG	TD		
Banks	27	14	160	5.9	20	0		
Lavette	18	3	92	5.1	28	0		
Holloway	1	0	0	0.0	0	0		
COWBOYS	46	17	252	5.5	28	0		
Opponents	41	14	301	7.3	26	0		

KICKOFF RETURNS	NO	YDS	AVG	LG	TD
Lavette	36	699	19.4	37	0
Clack	19	421	22.2	51	0
Newsome	2	32	16.0	18	0
Banks	1	56	56.0	56	0
Tuinei	1	0	0.0	0	0
COWBOYS	59	1,208	20.5	56	0
Opponents	66	1,358	20.6	38	0

SCORE BY QUARTERS	1	2	3	4	OT	T
COWBOYS	61	105	62	118	0	346
Opponents	44	136	74	83	0	337

FIELD GOALS	11-19	20-29	30-39	40-49	50+
Septien	0-0	4-5	6-7	4-7	1-2
COWBOYS	0-0	4-5	6-7	4-7	1-2
Opponents	1-1	4-5	5-8	5-7	1-9

SCORING	TDR	TDP	TDR1	FG	PAT	S	TP
Septien	0	0	0	15/21	43/43	0	88
Walker	12	2	0	0/0	0/0	0	84
Dorsett	5	1	0	0/0	0/0	0	36
Newsome	2	3	0	0/0	0/0	0	30
Sherrard	0	5	0	0/0	0/0	0	30
Hill	0	3	0	0/0	0/0	0	18
Renfro	0	3	0	0/0	0/0	0	18
Chandler	0	2	0	0/0	0/0	0	12
Cosbie	0	1	0	0/0	0/0	0	6
Fellows	0	1a	0	0/0	0/0	0	6
Lavette	0	1	0	0/0	0/0	0	6
Pelluer	1	0	0	0/0	0/0	0	6
D. White	1	0	0	0/0	0/0	0	6
COWBOYS	21	21	1	15/21	43/43	0	346
Opponents	17	21	3*	16/30	39/41	2	337

a 22 interception return vs. St. Louis (9/29)  
 \* Pitts 22 fumble return vs. Atlanta (9/21)  
 Butler 33 interception return vs. Atlanta (9/21)  
 Irvin 50 interception return vs. L.A. Rams (12/7)  
 + R. Jones safety vs. Denver (10/5)  
 Jeter safety vs. L.A. Rams (12/7)

## USUAL STARTERS

WR Tony Hill	LE Ed Jones
LT Mark Tuinei (11)	LT John Dutton
Phil Pozderac (3)	RT Randy White
LG Glen Tiliator	RE Jim Jeffcoat
C Tom Raftery	LLB Mike Hegman
RG Crawford Ker	MLB Eugene Lockhart
RT Jim Cooper (9)	RLB Jeff Rohrer
Phil Pozderac (7)	LCB Emerson Walls
TE Doug Cosbie	RCB Ron Fells
WR Mike Renfro (6)	SS Bill Bates
Gordon Banks (5)	FS Michael Downs
Mike Sherrard (4)	P Mike Saxon
QB Steve Pelluer (9)	
Danny White (6)	
RB Tony Dorsett (12)	
Herschel Walker (4)	
FB Timmy Newsome (12)	
Herschel Walker (4)	
K Raphael Septien	<i>Pro Bowlers in Bold</i>

PASSING	ATT	COMP	YDS	PCT	AVG	ATT	PCT	PCT	LG	SKS/YDS	RATING
Pelluer	378	215	2,727	56.9	7.21	8	2.1	17	4.5	84	47/362
D. White	153	95	1,157	62.1	7.56	12	7.8	5	3.3	63	10/98
Collier	15	8	96	53.3	6.40	1	6.7	2	13.3	27	3/38
Renfro	1	1	23	100.0	23.00	0	0.0	0	0.0	23	0/0
COWBOYS	547	319	4,003	58.3	7.32	21	3.8	24	4.4	84	60/498
Opponents	464	226	3,149	48.7	6.79	21	4.5	17	3.7	71	53/364



# 1987 ★ DALLAS COWBOYS STATISTICS ★ 1987

STAFF PLAYERS 2013 SEASON RECORDS PLAYOFF RECORDS 1987 STATISTICS SIDELINES

## SECOND PLACE, NFC EAST HEAD COACH: TOM LANDRY

PRESEASON (1-3)			
Date	W/L	Score	Opponent
8/15	L	0-29	@ San Diego
8/22	W	13-3	@ San Francisco
8/30	L	10-34	L.A. RAIDERS
9/5	L	13-18	HOUSTON

REGULAR SEASON (7-8)			
Date	W/L	Score	Opponent
9/13	L	13-24	@ St. Louis
9/20	W	16-14	@ N.Y. Giants
9/27			BUFFALO
10/4	W	38-24	@ N.Y. Jets
10/11	W	41-22	PHILADELPHIA
10/19	L	7-13	WASHINGTON
10/25	L	20-37	@ Philadelphia
11/2	W	33-24	N.Y. GIANTS
11/8	L	17-27	@ Detroit
11/15	W	23-17	@ New Eng. (OT)
11/22	L	14-20	MIAMI
11/26	L	38-44	MINNESOTA (OT)
12/6	L	10-21	ATLANTA
12/13	L	20-24	@ Washington
12/21	W	29-21	@ L.A. Rams
12/27	W	21-16	ST. LOUIS

TEAM STATISTICS	DALLAS	OPP
FIRST DOWNS	293	294
Rushing	93	85
Passing	176	175
Penalty	24	34
Third Down-Made/Att.	86/222	96/223
Third Down Efficiency	38.3	43.1
Fourth Down-Made/Att.	3/9	6/14
TOTAL NET YARDS	5,056	5,061
Avg. Per Game	337.1	337.4
Total Plays	1,017	1,012
Avg. Per Play	5.0	5.0
NET YARDS RUSHING	1,865	1,617
Avg. Per Game	124.3	107.8
Total Rushes	465	459
Avg. Per Rush	4.0	3.5
NET YARDS PASSING	3,191	3,444
Sacked/Yards Lost	52/403	51/337
Gross Yards	3,594	3,781
Attempts/Completions	500/288	502/269
Pct. of Completions	57.6	53.6
Had Intercepted	20	23
PUNTS/AVERAGE	84/39.6	75/40.6
Net Punting Average	33.7	34.0
PUNT RET./AVG.	41/8.6	45/8.4
KICKOFF RET./AVG.	64/20.2	65/19.7
INT./AVG. RET.	23/9.0	20/14.0
PENALTIES/YARDS	131/1,091	100/851
FUMBLES/BALL LOST	30/20	29/20
TOUCHDOWNS	38	42
Rushing	17	19
Passing	19	21
Returns	2	2
EXTRA POINTS/ATTEMPTS	37/37	39/41
FIELD GOALS/ATTEMPTS	25/29	19/29
AVG TIME OF POSSESSION	31:01	29:28

SCORE BY QUARTERS	1	2	3	4	OT	T
COWBOYS	71	108	78	77	6	340
Opponents	84	68	79	111	6	348

	PASSING		ATT		COMP		YDS		PCT		AVG	
	TD	INT	TD	INT	TD	INT	TD	INT	TD	INT	TD	INT
D. White	362	215	2,617	59.4	7.26	12	3.3	17	4.7	43	44/353	73.2
Pelluer	101	55	642	54.5	6.33	3	3.0	2	2.0	44	5/35	75.6
Sweeney	28	14	291	50.0	10.39	4	14.3	1	3.6	77/1	3/15	111.8
Snyder	9	4	44	44.4	4.89	0	0.0	0	0.0	22	0/0	59.5
COWBOYS	500	288	3,594	57.6	7.19	19	3.8	20	4.0	77/1	52/403	76.0
Opponents	502	269	3,781	53.6	7.53	21	4.2	23	4.6	62/1	51/337	73.0

RUSHING	ATT	YDS	AVG	LG	TD
Walker	209	891	4.3	60T	7
Dorsett	130	456	3.5	24	1
Pelluer	25	142	5.7	21	1
Blount	46	125	2.7	15	3
Newsome	25	121	4.8	24T	2
Edwards	2	61	30.5	62T	1
Adams	7	49	7.0	27T	1
D. White	10	14	1.4	8	1
Sweeney	5	8	1.6	5	0
E.J. Jones	2	7	3.5	5	0
Snyder	2	0	0.0	0	0
G. White	1	-4	-4.0	-4	0
Cosbie	1	-5	-5.0	-5	0

COWBOYS	OPPONENTS	ATT	YDS	AVG	LG	TD
COWBOYS	COWBOYS	465	1,865	4.0	62T	17
Opponents	Opponents	459	1,617	3.5	52T	19

RECEIVING	NO	YDS	AVG	LG	TD
Walker	60	715	11.9	44	1
Renfro	46	662	14.4	43	4
Cosbie	36	421	11.7	30	3
Edwards	34	521	15.3	38T	3
Newsome	34	274	8.1	30	2
Dorsett	19	177	9.3	33	1
Banks	15	233	15.4	34	1
Barksdale	12	165	13.8	22	1
Burbage	7	168	24.0	77T	2
Martin	5	103	20.6	33	0
G. White	5	46	9.2	14	0
Chandler	5	25	5.0	9	1
E.J. Jones	3	16	5.3	10	0
Spivey	2	34	17.0	25	0
C. Scott	1	11	11.0	11	0
Adams	1	8	8.0	8	0
Fowler	1	6	6.0	6	0
Lavette	1	6	6.0	6	0
Blount	1	5	5.0	5	0

COWBOYS	OPPONENTS	NO	YDS	AVG	LG	TD
COWBOYS	COWBOYS	288	3,594	12.5	77T	19
Opponents	Opponents	269	3,781	14.1	62T	21

INTERCEPTIONS	NO	YDS	AVG	LG	TD
Wallis	5	38	7.6	30	0
Downs	4	56	14.0	27	0
Bates	3	28	9.3	28	0
Haynes	3	7	2.3	7	0
Francis	2	18	9.0	18T	1
Jeffcoat	1	26	26.0	26T	1
Penn	1	21	21.0	21	0
Lockhart	1	13	13.0	13	0
Scott	1	1	1.0	1	0
Green	1	0	0.0	0	0
R. White	1	0	0.0	0	0

COWBOYS	OPPONENTS	PUNTING	NO	YDS	AVG	TB	INT	LG	BL	NET
COWBOYS	COWBOYS	84	3,324	39.6	6	23	63	63	0	33.7
Opp.	Opp.	75	3,042	40.6	7	14	64	61	1	34.0

PUNT RETURNS	NO	FC	YDS	AVG	LG	TD
Martin	22	2	216	9.8	38	0
Edwards	8	1	75	9.4	13	0
Banks	5	1	33	6.6	12	0
Burbage	5	1	29	5.8	13	0
Livingston	1	0	0	0.0	0	0
COWBOYS	41	5	353	8.6	38	0
Opponents	45	17	376	8.4	78T	0

KICKOFF RETURNS	NO	YDS	AVG	LG	TD
Clack	29	635	21.9	48	0
Martin	12	237	19.8	38	0
Edwards	7	155	22.1	32	0
Adams	6	113	18.8	27	0
Lavette	4	72	18.0	22	0
Spivey	2	49	24.5	29	0
Newsome	2	22	11.0	12	0
Chandler	1	7	7.0	7	0
Borresen	1	5	5.0	5	0

COWBOYS	OPPONENTS	NO	YDS	AVG	LG	TD
COWBOYS	COWBOYS	64	1,295	20.2	48	0
Opponents	Opponents	65	1,281	19.7	45	0

FIELD GOALS	11-19	20-29	30-39	40-49	50+
Ruzek	0-0	8-8	6-7	8-10	0-0
Zendejas	0-0	0-0	1-1	1-2	1-1
COWBOYS	0-0	8-8	7-8	9-12	1-1
Opponents	2-2	5-6	8-10	4-11	0-0

RUZEK	(22,29)	(46,42,28)	(1,1)	(1,1)	(23,49B,25)
(34,49,40,35)	(38,36M)	(20,1)	(38)	(44)	(22,43M,37)
(24,42,44,47,37)	(33)	(49M,44,50)	(0,0,0,0,0,0,0,0)	(0,0,0)	(23)
(46M)	(1,1)	(20)	(40,38M)	(19,43M,39)	(46,28M,45,21)
(35)	(130,19)	(35M)	(41)	(26,48M,33)	(144B,47M,33,46M)
(1)	(31)	(47M)	(32,28,37)		

SCORING	TD	DR	TD	TD	FR	PAT	S	TP
Ruzek	0	0	0	22/25	26/26	0	92	
Walker	7	1	0	0/0	0/0	0	48	
Edwards	1	3	0	0/0	0/0	0	24	
Newsome	2	2	0	0/0	0/0	0	24	
Renfro	0	4	0	0/0	0/0	0	24	
Zendejas	0	0	0	3/4	10/10	0	19	
Blount	3	0	0	0/0	0/0	0	18	
Cosbie	0	3	0	0/0	0/0	0	18	
Burbage	0	2	0	0/0	0/0	0	12	
Dorsett	1	1	0	0/0	0/0	0	12	
Adams	1	0	0	0/0	0/0	0	6	
Banks	0	1	0	0/0	0/0	0	6	
Barksdale	0	1	0	0/0	0/0	0	6	
Chandler	0	1	0	0/0	0/0	0	6	
Francis	0	0	1a	0/0	0/0	0	6	
Jeffcoat	0	0	1b	0/0	0/0	0	6	
Pelluer	1	0	0	0/0	0/0	0	6	
D. White	0	0	0	0/0	0/0	0	6	
Brady	0	0	0	0/0	1/0	1	6	
COWBOYS	17	19	2	25/29	37/37	0	340	
Opponents	19	21	2*	19/29	39/41	0	348	

a 18 interception return vs. New England (11/15)  
 b 26 interception return vs. N.Y. Giants (11/5)  
 \* Harper 78 punt return vs. N.Y. Jets (10/4)  
 R. Moore 20 fumble return vs. Atlanta (12/6)

USUAL STARTERS			
WR	Kevin Edwards (9)	LE	Ed Jones
	Gordon Banks (4)	LT	Mike Brooks (12)
LT	Mark Turner (8)	RB	Kevin Dwyer (3)
	Daryle Smith (7)	RT	Randy White
LG	Nate Newton (11)	RE	Jim Jeffcoat
	Sal Cesario (3)	LLB	Mike Hegman (10)
C	Tom Raftery (12)		Dale Jones (3)
	Mike Eugene Lockhart (9)	MLB	Mike Lockhart (9)
RG	Crawford Ker (12)		Russ Swan (3)
	Bob White (3)	RLB	Jeff Rotner (12)
RT	Kevin Gogan (10)		Chris Daulton (3)
	Steve Cisowski (3)	LCB	Everson Walls
TE	Doug Cosbie (12)	RCB	Ron Francis (11)
	Rich Borresen (3)		Robert Williams (3)
WR	Mike Renfro	SS	Bill Bates (11)
QB	Danny White (9)		Tommy Hayes (3)
	Steve Pelluer (4)	FS	Michael Downs (12)
RB	<b>Herschel Walker</b> (7)		Alex Green (3)
	Tony Dorsett (6)	P	Mike Saxton (13)
FB	Timmy Newsome (8)	</	







## 1990 ★ DALLAS COWBOYS STATISTICS ★ 1990

FOURTH PLACE, NFC EAST  
HEAD COACH: JIMMY JOHNSON

## PRESEASON (1-3)

Date	W/L	Score	Opponent	Att.
8/11	L	16-28	@ San Diego	42,221
8/18	L	14-16	@ L.A. Raiders	28,273
8/25	W	20-9	PITTSBURGH	47,723
9/1	L	6-27	HOUSTON	55,499

## REGULAR SEASON (7-9)

Date	W/L	Score	Opponent	Att.
9/9	W	17-14	SAN DIEGO	48,063
9/16	L	7-28	N.Y. GIANTS	61,090
9/23	L	15-19	@ Washington	53,804
9/30	L	17-31	@ N.Y. Giants	75,923
10/7	W	14-10	TAMPA BAY	60,076
10/14	L	3-20	@ Phoenix	45,235
10/21	W	17-13	@ Tampa Bay	68,315
10/28	L	20-21	PHILADELPHIA	62,605
11/4	L	9-24	@ N.Y. Jets	68,086
11/11	L	6-24	SAN FRANCISCO	62,966
11/18	W	24-21	@ L.A. Rams	58,589
11/22	W	27-17	WASHINGTON	60,355
12/2	W	17-13	NEW ORLEANS	60,087
12/9			- Bye -	
12/16	W	41-10	PHOENIX	60,190
12/23	L	3-17	@ Philadelphia	63,895
12/30	L	7-26	@ Atlanta	50,097

## TEAM STATISTICS

	DALLAS	OPP
FIRST DOWNS	250	280
Rushing	88	109
Passing	135	153
Penalty	27	18
Third Down-Made/Att	67/198	85/208
Third Down Efficiency	33.8	40.9
Fourth Down-Made/Att	5/10	8/16
TOTAL NET YARDS	4,081	4,615
Avg. Per Game	255.1	288.4
Total Plays	911	988
Avg. Per Play	4.5	4.7
NET YARDS RUSHING	1,500	1,976
Avg. Per Game	93.8	123.5
Total Rushes	393	482
Avg. Per Rush	3.8	4.1
NET YARDS PASSING	2,581	2,639
Sacked/Yards Lost	43/317	36/292
Gross Yards	2,898	2,931
Attempts/Completions	475/254	470/271
Pct. of Completions	53.5	57.7
Had Intercepted	24	11
PUNTS/AVERAGE	79/43.2	70/40.9
Net Punting Average	35.6	36.2
PUNT RET./AVG.	39/6.4	43/10.2
KICKOFF RET./AVG.	54/20.4	55/20.7
INT./AVG. RET.	11/11.5	24/14.7
PENALTIES/YARDS	98/729	104/911
FUMBLES/BALL LOST	27/9	32/19
TOUCHDOWNS	27	36
Rushing	13	18
Passing	12	12
Returns	2	6
EXTRA POINTS/ATTEMPTS	26/27	36/36
FIELD GOALS/ATTEMPTS	18/25	18/26
AVG TIME OF POSSESSION	28:44	31:16

RUSHING	ATT	YDS	AVG	LG	TD
E. Smith	241	937	3.9	48	11
Agee	53	213	4.0	28	0
Aikman	40	172	4.3	20	1
Highsmith	19	48	2.5	7	0
Dixon	11	43	3.9	18	0
Johnston	10	35	3.5	8	1
Wright	3	26	8.7	14	0
Saxon	1	20	20.0	20	0
Laufenberg	2	6	3.0	5	0
T. Smith	6	6	1.0	3	0
Bates	1	4	4.0	4	0
Walsh	1	0	0.0	0	0
Martin	4	-2	-0.5	3	0
McKinnon	1	-8	-8.0	-8	0
COWBOYS	393	1,500	3.8	48	13
Opponents	482	1,976	4.1	67	18

RECEIVING	NO	YDS	AVG	LG	TD
Martin	64	732	11.4	45	0
Novacek	59	657	11.1	41	4
Agee	30	272	9.1	30	1
E. Smith	24	228	9.5	57	0
Irvin	20	413	20.7	61	5
McKinnon	14	172	12.3	28	1
Johnston	14	148	10.6	26	1
Awalt	13	133	10.2	25	0
Wright	11	104	9.5	20	0
Highsmith	3	13	4.3	7	0
Dixon	2	26	13.0	21	0
COWBOYS	254	2,898	11.4	61	12
Opponents	271	2,931	10.8	58	12

INTERCEPTIONS	NO	YDS	AVG	LG	TD
Holt	3	72	24.0	64	1
Washington	3	24	8.0	13	0
Bates	1	4	4.0	4	0
Gant	1	26	26.0	26	0
Hendrix	1	0	0.0	0	0
Horton	1	0	0.0	0	0
Williams	1	0	0.0	0	0
COWBOYS	11	126	11.5	64	1
Opponents	24	353	14.7	61	4

PUNTING NO	YDS	AVG	TB/NO	LG	BL	NET
Saxon	79	3,413	43.2	8	20	62
COWBOYS	79	3,413	43.2	8	20	62
Opp.	70	2,866	40.9	4	15	62

PUNT RETURNS	NO	FC	YDS	AVG	LG	TD
Shepard	20	1	121	6.1	13	0
Harris	12	6	63	5.3	12	0
Martin	5	3	46	9.2	17	0
McKinnon	2	1	20	10.0	20	0
COWBOYS	39	11	250	6.4	20	0
Opponents	43	8	438	10.2	98	1

KICKOFF RETURNS	NO	YDS	AVG	LG	TD
Dixon	36	736	20.4	47	0
Wright	12	276	23.0	90	1
Shepard	4	75	18.8	22	0
Stepnoski	1	15	15.0	15	0
Harris	1	0	0.0	0	0
COWBOYS	54	1,102	20.4	90	1
Opponents	55	1,136	20.7	76	1

SCORE BY QUARTERS	1	2	3	4	OT	T
COWBOYS	50	46	40	108	0	244
Opponents	55	102	52	100	0	308

FIELD GOALS	11-19	20-29	30-39	40-49	50+
Willis	0-0	4-4	7-9	7-8	0-4
COWBOYS	0-0	4-4	7-9	7-8	0-4
Opponents	0-0	9-9	5-8	2-6	2-3

Willis: (31), (1), (33.51M)	56M, 41,	(22), (1), (37),	(43M,
	24), (43.43.51M),	(37.35.32), (23.37),	(53M,
	23), (49.41), (47), (1),	(46), (34M, 33M)	
Opponents: (31M), (1),	(37.23.24.55),	(47M, 34), (33),	
	(28.28), (37M, 23.32),	(1), (24), (39M, 42,	
	43M), (1), (52M, 25),	(43.50), (38), (47M,	
	29), (44M, 23)		

SCORING	TDR	TDP	TDR1	FG	PAT	S	TP
Willis	0	0	0	18/25	26/26	0	80
E. Smith	11	0	0	0/0	0/0	0	66
Irvin	0	5	0	0/0	0/0	0	30
Novacek	0	4	0	0/0	0/0	0	24
Johnston	1	1	0	0/0	0/0	0	12
Agee	0	1	0	0/0	0/0	0	6
Aikman	1	0	0	0/0	0/0	0	6
Holt	0	0	1a	0/0	0/0	0	6
McKinnon	0	1	0	0/0	0/0	0	6
Wright	0	0	1b	0/0	0/0	0	6
COWBOYS	13	12	2	18/25	26/27	1#	244
Opponents	18	12	6*	18/26	36/36	1	308

a 64 interception return vs. Tampa Bay (10/21)

# 90 kickoff return vs. N.Y. Giants (9/16)

Mojsiejek stepped out of end zone vs.

Washington (9/23)

\* Taylor 11 interception return vs. N.Y. Giants

(9/16)

Green 18 interception return vs. Washington

(9/23)

Mathis 98 punt return vs. N.Y. Jets (11/4)

Allen 35 interception return vs. Philadelphia

(12/23)

Jones 76 kickoff return vs. Atlanta (12/30)

Sanders 61 interception return vs. Atlanta (12/30)

& Green tackled E. Smith in end zone vs. Atlanta

(12/30)

## USUAL STARTERS

WR	Michael Irvin (7)	LE	Daniel Stubbbs
	Dennis McKinnon (7)	LT	Dean Hamel (11)
LT	Mark Tuinei (13)	RT	Jimmie Jones (5)
	Kevin Gogan (3)	RT	Danny Noonan
LG	Crawford Ker	RE	Jim Jeffcoat (13)
	C Mark Stepnoski		Tony Tolbert (3)
RG	John Gesek (11)	LLB	Jack Del Rio
	Tony Stalon (4)	MLB	Eugene Lockhart
RT	Nate Newton	RLB	Ken Norton
TE	Jay Novacek	LCB	Isaac Holt
WR	Kevin Martin	RCB	Manny Hendrix (10)
QB	Troy Aikman		Robert Williams (6)
RB	Ermitt Smith	SS	Vince Abrington (8)
FB	Tommie Agee (11)		James Washington (8)
	Alonzo Highsmith (5)	FS	Ray Horton
K	Ken Willis	P	Mike Saxon

Pro Bowlers in Bold

PASSING	ATT	COMP	YDS	PCT	AVG	ATT	TD	PCT	PCT	LG	SKS/YDS	RATING
Aikman	399	226	2,579	56.6	6.46	11	2.8	18	4.5	61	39/288	66.6
Laufenberg	67	24	279	35.8	4.16	1	1.5	6	9.0	27	4/29	16.9
Walsh	9	4	40	44.4	4.44	0	0.0	0	0.0	20	0/0	57.6
COWBOYS	475	254	2,898	53.5	6.10	12	2.5	24	5.1	61	43/317	59.4
Opponents	470	271	2,931	57.7	6.24	12	2.6	11	2.3	58	26/292	74.9



# 1991 ★ DALLAS COWBOYS STATISTICS ★ 1991

**SECOND PLACE, NFC EAST  
HEAD COACH: JIMMY JOHNSON**

PRESEASON (2-2)			
Date	W/L	Score	Opponent
8/3	W	24-14	@ Kansas City
8/12	L	12-17	L.A. RAIDERS
8/13	L	20-30	@ Houston
8/24	W	20-17	ATLANTA (OT)
REGULAR SEASON (11-5)			
9/1	W	26-14	@ Cleveland
9/9	L	31-33	WASHINGTON
9/15	L	0-24	PHILADELPHIA
9/22	W	17-9	@ Phoenix
9/29	W	21-16	N.Y. GIANTS
10/6	W	20-17	@ Green Bay
10/13	W	35-23	CINCINNATI
10/20			- Bye -
10/27	L	10-34	@ Detroit
11/3	W	27-7	PHOENIX
11/10	L	23-26	@ Houston (OT)
11/17	L	9-22	@ N.Y. Giants
11/24	W	24-21	@ Washington
11/28	W	20-10	PITTSBURGH
12/8	W	23-14	NEW ORLEANS
12/15	W	25-13	@ Philadelphia
12/22	W	31-27	ATLANTA
1991 WILD CARD GAME			
12/29	W	17-13	@ Chicago
1991 DIVISIONAL PLAYOFFS			
1/5/92	L	6-38	@ Detroit

TEAM STATISTICS	DALLAS	OPP
FIRST DOWNS	304	299
Rushing	89	103
Passing	191	180
Penalty	24	16
Third Down-Made/Att	74/196	76/194
Third Down Efficiency	37.8	39.2
Fourth Down-Made/Att	6/14	7/17
TOTAL NET YARDS	5,101	5,066
Avg. Per Game	318.8	316.6
Total Plays	971	963
Avg. Per Play	5.3	5.3
NET YARDS RUSHING	1,711	1,571
Avg. Per Game	106.9	98.2
Total Rushes	433	400
Avg. Per Rush	4.0	3.9
NET YARDS PASSING	3,390	3,495
Sacked/Yards Lost	38/273	23/151
Gross Yards	3,663	3,646
Attempts/Completions	500/305	540/320
Pct. of Completions	61.0	59.3
Had Intercepted	12	12
PUNTS/AVERAGE	57/42.6	61/38.8
Net Punting Average	36.8	32.4
PUNT RET./AVG.	29/10.7	28/8.3
KICKOFF RET./AVG.	52/21.7	69/16.9
INT./AVG. RET.	12/13.9	12/20.3
PENALTIES/YARDS	74/610	97/801
FUMBLES/BALL LOST	23/12	23/11
TOUCHDOWNS	37	32
Rushing	15	11
Passing	16	17
Returns	6	4
EXTRA POINTS/ATTEMPTS	37/37	31/32
FIELD GOALS/ATTEMPTS	27/39	29/39
AVG TIME OF POSSESSION	30:06	29:54

RUSHING	ATT	YDS	AVG	LG	TD
E. Smith	365	1,563	4.3	75	12
Blake	15	80	5.3	30	1
Johnston	17	54	3.2	10	0
Agee	9	20	2.2	8	1
Aikman	16	5	0.3	9	1
Richards	2	4	2.0	3	0
Wright	2	-1	-0.5	3	0
Beuerlein	7	-14	-2.0	-1	0

COWBOYS	433	1,711	4.0	75	15
Opponents	400	1,571	3.9	75	11

RECEIVING	NO	YDS	AVG	LG	TD
Irvin	93	1,523	16.4	66	8
Novacek	59	664	11.3	49	4
E. Smith	49	258	5.3	14	1
Johnston	28	244	8.7	22	1
Harper	20	326	16.3	39	1
Martin	16	243	15.2	27	0
Roberts	16	136	8.5	21	1
Wright	10	170	17.0	53	0
Agee	7	43	6.1	9	0
Awalt	5	57	11.4	20	0
Blake	1	5	5.0	5	0
Aikman	1	-6	-6.0	-6	0

COWBOYS	305	3,663	12.0	66	16
Opponents	320	3,646	11.4	67	17

INTERCEPTIONS	NO	YDS	AVG	LG	TD
Holt	4	2	0.5	2	0
Brown	2	31	15.5	20	0
Washington	2	9	4.5	9	0
Edwards	1	36	36.0	36	1
Gant	1	0	0.0	0	0
Horton	1	65	65.0	65	1
Williams	1	24	24.0	24	0

COWBOYS	12	167	13.9	65	2
Opponents	12	244	20.3	96	2

PUNTING	NO	YDS	AVG	TBIN20	LG	BL	NET
Saxon	57	2,426	42.6	5	16	64	0 36.8
COWBOYS	57	2,426	42.6	5	16	64	0 36.8
Opp.	61	2,364	38.8	4	14	77	3 32.4

PUNT RETURNS	NO	FC	YDS	AVG	LG	TD
Martin	21	8	244	11.6	85	1
Shepard	6	3	57	9.5	14	0
Horton	1	0	8	8.0	8	0
Brownlow	1	0	0	0.0	0	0
Wright	0	1	0	0.0	0	0

COWBOYS	29	12	309	10.7	85	1
Opponents	28	10	231	8.3	34	0

KICKOFF RETURNS	NO	YDS	AVG	LG	TD
Wright	21	514	24.5	102	1
Dixon	18	398	22.1	39	0
Gant	6	114	19.0	26	0
Shepard	3	54	18.0	21	0
Martin	3	47	15.7	25	0
Horton	1	0	0.0	0	0

COWBOYS	52	1,127	21.7	102	1
Opponents	69	1,169	16.9	82	1

SCORE BY	1	2	3	4	OT	T
QUARTERS						
COWBOYS	91	105	35	111	0	342
Opponents	61	89	66	91	3	310

FIELD GOALS	11-19	20-29	30-39	40-49	50+
Willis	2-2	6-6	9-11	6-13	4-7
COWBOYS	2-2	6-6	9-11	6-13	4-7
Opponents	1-1	11-11	5-5	9-14	3-8

Willis: (38.25,22.54),(51.1),(48M,52M,45M,41),(1),(40M,23.39),(1),(47B,35),(36,27),(35,37,45),(22,31,18),(51B,32M,42),(45M,18,47B,38M,43),(50,41,40),(50,55M,32,37),(20,45M) 32.32,29),(43,52M,29,25),(42),(45,24,26),(44,32),(1),(52,19,22,41M,23),(27,32,22),(1),(42,51M),(54M),(37,51M,47),(49M,25,29,49M)

SCORING	TDR	TDP	TDR1	FG	PAT	ST	TP
Willis	0	0	0	27/39	37/3	0	118
E. Smith	12	1	0	0/0	0/0	0	78
Irvin	0	8	0	0/0	0/0	0	48
Novacek	0	4	0	0/0	0/0	0	24
Horton	0	2	0	0/0	0/0	0	12
Agee	1	0	0	0/0	0/0	0	6
Aikman	1	0	0	0/0	0/0	0	6
Blake	1	0	0	0/0	0/0	0	6
Edwards	0	0	1b	0/0	0/0	0	6
Harper	0	1	0	0/0	0/0	0	6
Johnston	0	1	0	0/0	0/0	0	6
Martin	0	0	1c	0/0	0/0	0	6
Roberts	0	1	0	0/0	0/0	0	6
R. Williams	0	0	1d	0/0	0/0	0	6
Wright	0	0	1e	0/0	0/0	0	6
Hendrix	0	0	0	0/0	0/0	1#	2
COWBOYS	15	16	6	27/39	37/37	1	342
Opponents	11	17	4*	29/39	31/32	0	310

a 20 fumble return vs. N.Y. Giants (9/29)  
 b 65 interception return vs. Green Bay (10/6)  
 c 36 punt return vs. Cincinnati (10/13)  
 d 85 punt return vs. Philadelphia (12/15)  
 e 18 blocked punt return vs. Houston (11/10)  
 f 102 kickoff return vs. Atlanta (12/22)  
 # tackled Booty in end zone vs. Philadelphia (12/25)  
 \* Wilson 82 kickoff return vs. Green Bay (10/6)  
 White 55 blocked FG return vs. Detroit (10/27)  
 Crockett 96 interception return vs. Detroit (10/27)  
 Mayhew 31 interception return vs. Washington (11/24)

### USUAL STARTERS

WR Alvin Harper (5)	LE Tony Tolbert
Alfredo Roberts (5)	LT Tony Casillas
Alexander Wright (5)	RT Russell Maryland (7)
LT Mark Tuinei (12)	Jimmie Jones (6)
Alan Veingrad (3)	Danny Noonan (3)
LG Kevin Gogan	RE Jim Jeffcoat
C Mark Stepanoski	LLB Ken Norton
RG John Gesek	MLB Jack Del Rio
RT Nate Newton	RLB Vinson Smith
TE Jay Novacek (12)	LCB Isaac Holt
Alfredo Roberts (4)	RCB Larry Brown (13)
WR Michael Irvin	Manny Hendrix (3)
QB Troy Aikman (12)	SS James Washington
Steve Beuerlein (4)	FS Ray Horton
RB Emmitt Smith	P Mike Saxon
FB Daryl Johnston	
K Ken Willis	

*Pro Bowlers in Bold*

PASSING	ATT	COMP	YDS	PCT	AVG	TD	PCT	PCT	PCT	LG	SKS/YDS	RATING
				ATT			TD	INT	INT			
Aikman	363	237	2,754	65.3	7.59	11	3.0	10	2.8	61	32/224	86.7
Beuerlein	137	68	909	49.6	6.64	5	3.6	2	1.5	66	6/49	77.2
COWBOYS	500	305	3,663	61.0	7.33	16	3.2	12	2.4	66	38/273	84.1
Opponents	540	320	3,646	59.3	6.75	17	3.1	12	2.2	67	23/151	80.8

## 1992 ★ DALLAS COWBOYS STATISTICS ★ 1992

FIRST PLACE, NFC EAST  
HEAD COACH: JIMMY JOHNSON

## PRESEASON (2-3)

Date	W/L	Score	Opponent	Att.
8/2	L	23-34	Houston @ Tokyo	51,058
8/7	W	27-24	@ Miami	50,803
8/15	L	16-17	HOUSTON	61,334
8/22	W	17-3	DENVER	61,485
8/28	L	13-20	CHICAGO	60,218

## REGULAR SEASON (13-3)

9/7	W	23-10	WASHINGTON	63,538
9/13	W	34-28	@N.Y. Giants	76,430
9/20	W	31-20	PHOENIX	62,575
9/27			-Bye-	
10/5	L	7-31	@ Philadelphia	66,572
10/11	W	27-0	SEATTLE	62,311
10/18	W	17-10	KANSAS CITY	64,115
10/25	W	28-13	@ L.A. Raiders	91,505
11/1	W	20-10	PHILADELPHIA	65,012
11/8	W	37-3	@ Detroit	74,816
11/15	L	23-27	L.A. RAMS	63,690
11/22	W	16-10	@ Phoenix	72,439
11/26	W	30-3	N.Y. GIANTS	62,416
12/6	W	31-27	@ Denver	74,946
12/13	L	17-20	@ Washington	56,437
12/21	W	41-17	@ Atlanta	67,036
12/27	W	27-14	CHICAGO	63,101

## 1992 DIVISIONAL PLAYOFFS

1/10/93	W	34-10	PHILADELPHIA	63,721
---------	---	-------	--------------	--------

## 1992 NFC CHAMPIONSHIP GAME

1/17/93	W	30-20	@ San Francisco	64,920
---------	---	-------	-----------------	--------

SUPER BOWL XXVII  
(Pasadena)

1/31/93	W	52-17	Buffalo	98,374
---------	---	-------	---------	--------

TEAM STATISTICS	DALLAS	OPP
FIRST DOWNS	324	241
Rushing	119	68
Passing	183	147
Penalty	22	26
Third Down-Made/Att.	87/208	50/184
Third Down Efficiency	41.8	27.2
Fourth Down-Made/Att.	8/12	7/12
TOTAL NET YARDS	5,606	3,933
Avg. Per Game	350.4	245.8
Total Plays	1,014	873
Avg. Per Play	5.5	4.5
NET YARDS RUSHING	2,121	1,244
Avg. Per Game	132.6	77.8
Total Rushes	500	345
Avg. Per Rush	4.2	3.6
NET YARDS PASSING	3,485	2,689
Sacked/Yards Lost	23/112	44/347
Gross Yards	3,597	3,036
Attempts/Completions	491/314	484/263
Pct. of Completions	64.0	54.3
Had Intercepted	15	17
PUNTS/AVERAGE	61/43.0	87/42.1
Net Punting Average	33.5	35.1
PUNT RET./AVG.	44/12.5	34/11.7
KICKOFF RET./AVG.	37/18.9	60/20.3
INT./AVG. RET.	17/9.3	15/20.0
PENALTIES/YARDS	91/650	94/727
FUMBLES/BALL LOST	16/9	25/14
TOUCHDOWNS	48	29
Rushing	20	11
Passing	23	16
Returns	5	2
EXTRA POINTS/ATTEMPTS	47/48	27/29
FIELD GOALS/ATTEMPTS	24/35	14/17
AVG TIME OF POSSESSION	33:57	26:03

RUSHING	ATT	YDS	AVG	LG	TD
E. Smith	373	1,713	4.6	68	18
Richards	49	176	3.6	15	1
Aikman	37	105	2.8	19	1
Johnston	17	61	3.6	14	0
Agee	16	54	3.4	10	0
Harper	1	15	15.0	15	0
Martin	2	13	6.5	8	0
Beuerlein	4	-7	-1.8	-1	0
Irvin	1	-9	-9.0	-9	0
COWBOYS	500	2,121	4.2	68	20
Opponents	345	1,244	3.6	28	11

RECEIVING	NO	YDS	AVG	LG	TD
Irvin	78	1,396	17.9	87	7
Novacek	68	630	9.3	34	6
E. Smith	59	335	5.7	26	1
Harper	35	562	16.1	52	4
Martin	32	359	11.2	27	3
Johnston	32	249	7.8	18	2
Roberts	3	36	12.0	18	0
Agee	3	18	6.0	8	0
Richards	3	8	2.7	6	0
Gesek	1	4	4.0	4	0
COWBOYS	314	3,597	11.5	87	23
Opponents	263	3,036	11.5	81	16

INTERCEPTIONS	NO	YDS	AVG	LG	TD
Washington	3	31	10.3	16	0
Gant	3	19	6.3	11	0
Everett	2	28	14.0	17	0
Horton	2	15	7.5	15	1
Holt	2	11	5.5	8	0
K. Smith	2	10	5.0	7	0
Brown	1	30	30.0	30	0
Myles	1	13	13.0	13	0
Harper	1	1	1.0	1	0
COWBOYS	17	158	9.3	30	1
Opponents	15	300	20.0	59	0

PUNTING	NO	YDS	AVG	TB	IN20	LG	BL	NET
Saxon	61	2,620	43.0	9	19	58	0	33.5
COWBOYS	61	2,620	43.0	9	19	58	0	33.5
Opp.	87	3,660	42.1	3	17	73	2	35.1

PUNT RETURNS	NO	FC	YDS	AVG	LG	TD
Martin	42	18	532	12.7	79	2
K. Smith	1	0	17	17.0	17	0
Horton	1	0	1	1.0	1	0
COWBOYS	44	18	550	12.5	79	2
Opponents	34	6	397	11.7	65	0

KICKOFF RETURNS	NO	YDS	AVG	LG	TD
Martin	24	503	21.0	59	0
Wright	8	117	14.6	21	0
Holmes	3	70	23.3	28	0
K. Smith	1	9	9.0	9	0
Edwards	1	0	0.0	0	0
COWBOYS	37	699	18.9	59	0
Opponents	60	1,217	20.3	42	0

PASSING	ATT	COMP	YDS	PCT	AVG	TD	PCT TD	PCT INT	PCT LG	SKS/YDS	RATING	
Aikman	473	302	3,445	63.8	7.28	23	4.9	14	3.0	87	23/112	89.5
Beuerlein	18	12	152	66.7	8.44	0	0.0	1	5.6	27	0/0	69.7
COWBOYS	491	314	3,597	64.0	7.23	23	4.7	15	3.1	87	23/112	88.8
Opponents	484	263	3,036	54.3	6.27	16	3.3	17	3.5	67	44/347	69.9

SCORE BY QUARTERS	1	2	3	4	OT	T
COWBOYS	108	116	134	51	0	409
Opponents	54	53	51	85	0	243

FIELD GOALS	11-19	20-29	30-39	40-49	50+
Elliot	0-0	6-7	10-14	5-10	3-4
COWBOYS	0-0	6-7	10-14	5-10	3-4
Opponents	1-1	4-4	4-5	5-7	0-0

Elliot: (32M), (39.35), (33B.29), (48M), (31.51, 42M), (51M.39), (48M), (42M.38M.35.48), (25.42.30), (37.42.36), (28), (45.33.53), (53.32M), (23), (47.22.46M), (28M.21.34)
Opponents: (49), (1), (22.42), (40), (40M), (32), (1), (18), (36), (33.44), (20), (35M.42.44M), (1), (32.22), (27), (1)

SCORING	TDR	TDP	TDR1	FG	PAT	S	TP
Elliot	0	0	0	24/35	47/48	0	119
E. Smith	18	1	0	0/0	0/0	0	114
Irvin	0	7	0	0/0	0/0	0	42
Novacek	0	6	0	0/0	0/0	0	36
Martin	0	3	2a	0/0	0/0	0	30
Harper	0	4	0	0/0	0/0	0	24
Johnston	0	2	0	0/0	0/0	0	12
Aikman	1	0	0	0/0	0/0	0	6
Horton	0	0	1b	0/0	0/0	0	6
Maryland	0	0	1c	0/0	0/0	0	6
Richards	1	0	0	0/0	0/0	0	6
R. Williams	0	0	1d	0/0	0/0	0	6
Holt	0	0	0	0/0	0/0	1#	2
COWBOYS	20	23	5	24/35	47/48	1	409
Opponents	11	16	2*	14/17	27/29	0	243

- a 79 punt return vs. Washington (9/7)  
 b 74 punt return vs. L.A. Rams (11/15)  
 b 15 interception return vs. Seattle (10/11)  
 c 26 fumble return vs. Chicago (12/27)  
 d 3 block punt return vs. N.Y. Giants (9/13)  
 # Blocked punt out of end zone vs. Washington (9/7)  
 \* Copeland fumble recovery in end zone vs. Washington (12/13)  
 Zorich 42 fumble return vs. Chicago (12/27)

## USUAL STARTERS

WR Alvin Harper	LE Tony Tolbert
LT Mark Tunei (15)	LT Tony Casillas
LG Nate Newton (15)	RT Russell Maryland
C Mark Stepnoski (14)	RE Charles Haley (13)
RG John Gesek	Jim Jeffcoat (3)
RT Erik Williams	LLB Vinson Smith (13)
TE Jay Novacek	Kenneth Gant (3)
WR Michael Irvin	MLB/Robert Jones (13)
QB Troy Aikman	Ken Norton (3)
RB Emmitt Smith	RLB Ken Norton
FB Darryl Johnston	LCB Issiac Holt (11)
K Lin Elliott	Kevin Smith (5)
	RCB Larry Brown
	SS Thomas Everett (9)
	James Washington (6)
	FS James Washington (9)
	Ray Horton (7)
	P Mike Saxon

Pro Bowlers in Bold



# 1993 ★ DALLAS COWBOYS STATISTICS ★ 1993

STAFF PLAYERS 2013 SEASON RECORDS PLAYOFF RECORDS STATISTICS SIDELINES

## FIRST PLACE, NFC EAST HEAD COACH: JIMMY JOHNSON

### PRESEASON (1-3-1)

Date	W/L	Score	Opponent	Att.
8/1	L	7-13	MINNESOTA	60,010
8/8	T	13-13	Det. @ London (OT)	43,522
8/14	W	13-7	L.A. RAIDERS	60,411
8/21	L	20-23	Houston @ San Ant.	63,285
8/27	L	21-23	@ Chicago	56,181

### REGULAR SEASON (12-4)

9/6	L	16-35	@ Washington	56,345
9/12	L	10-13	BUFFALO	63,226
9/19	W	17-10	@ Phoenix	73,025
9/26			- Bye -	
10/3	W	36-14	GREEN BAY	63,568
10/10	W	27-3	@ Indianapolis	60,453
10/17	W	26-17	SAN FRANCISCO	65,099
10/24			- Bye -	
10/31	W	23-10	@ Philadelphia	61,912
11/7	W	31-9	N.Y. GIANTS	64,735
11/14	W	20-15	PHOENIX	64,224
11/21	L	14-27	@ Atlanta	67,337
11/25	L	14-16	MIAMI	60,198
12/6	W	23-17	PHILADELPHIA	64,521
12/12	W	37-20	@ Minnesota	63,321
12/18	W	28-7	@ New York Jets	73,233
12/26	W	38-3	WASHINGTON	64,497
1/2/94	W	16-13	@ N.Y. Giants (OT)	77,356

### 1993 DIVISIONAL PLAYOFF

1/16/94	W	27-17	GREEN BAY	64,790
---------	---	-------	-----------	--------

### 1993 NFC CHAMPIONSHIP GAME

1/23/94	W	38-21	SAN FRANCISCO	64,902
---------	---	-------	---------------	--------

### SUPER BOWL XXVIII

1/30/94	W	30-13	Buffalo	72,817
---------	---	-------	---------	--------

### TEAM STATISTICS

	DALLAS	OPP
FIRST DOWNS	322	297
Rushing	120	94
Passing	172	176
Penalty	30	27
Third Down-Made/Att.	83/198	87/219
Third Down Efficiency	41.9	39.7
Fourth Down-Made/Att.	7/12	6/17
TOTAL NET YARDS	5,615	4,767
Avg. Per Game	350.9	297.9
Total Plays	994	1,012
Avg. Per Play	5.6	4.7
NET YARDS RUSHING	2,161	1,651
Avg. Per Game	135.1	103.2
Total Rushes	490	423
Avg. Per Rush	4.4	3.9
NET YARDS PASSING	3,454	3,116
Avg. Per Game	215.9	194.8
Sacks/Yards Lost	29/163	34/231
Good Yards	3,617	3,347
Attempts/Completions	475/317	555/334
Pct. of Completions	66.7	60.2
Had Intercepted	6	14
PUNTS/AVERAGE	56/41.8	78/41.3
Net Punting Average	37.7	34.8
PUNT RET./AVG.	37/10.3	32/5.3
KICKOFF RET./AVG.	36/21.1	66/16.6
INT./AVG. RET.	14/12.2	6/7.8
PENALTIES/YARDS	94/744	87/653
FUMBLES/BALL LOST	33/16	22/14
TOUCHDOWNS	41	23
Rushing	20	7
Passing	18	14
Returns	3	2
EXTRA POINTS/ATTEMPTS	40/41	23/23
FIELD GOALS/ATTEMPTS	30/37	22/27
AVG TIME OF POSSESSION	30:56	29:04

RUSHING	ATT	YDS	AVG	LG	TD
E. Smith	283	1,486	5.3	62t	9
Lassic	75	269	3.6	15	3
Coleman	34	132	3.9	16	2
Aikman	32	125	3.9	20	0
Johnston	24	74	3.1	11	3
Gainer	9	29	3.2	8	0
K. Williams	7	26	3.7	12	2
Agee	6	13	2.2	6	0
Kosar	9	7	0.8	4	0
Irvin	2	6	3.0	9	0
Novacek	2	2	2.0	2t	1
J. Garrett	8	-8	-1.0	0	0
<b>COWBOYS</b>	<b>490</b>	<b>2,161</b>	<b>4.4</b>	<b>62t</b>	<b>20</b>
<b>Opponents</b>	<b>423</b>	<b>1,651</b>	<b>3.9</b>	<b>77t</b>	<b>7</b>

RECEIVING	NO	YDS	AVG	LG	TD
Irvin	88	1,330	15.1	61t	7
E. Smith	57	414	7.3	86	1
Johnston	50	372	7.4	20	1
Novacek	44	445	10.1	30	1
Harper	36	777	21.6	80t	5
K. Williams	20	151	7.6	33	2
Lassic	9	37	4.1	9	0
Gainer	6	37	6.3	8	0
Coleman	4	24	6.0	10	0
T. Williams	1	25	25.0	25	0
Price	1	4	4.0	4	0
Galbraith	1	1	1.0	1t	1
<b>COWBOYS</b>	<b>317</b>	<b>3,617</b>	<b>11.4</b>	<b>86</b>	<b>18</b>
<b>Opponents</b>	<b>334</b>	<b>3,347</b>	<b>10.0</b>	<b>70t</b>	<b>14</b>

INTERCEPTIONS	NO	YDS	AVG	LG	TD
K. Smith	6	56	9.3	32t	1
Bates	2	25	12.5	22	0
Everett	2	25	12.5	17	0
Washington	1	38	38.0	24	0
Norton	1	25	25.0	25	0
Marion	1	2	2.0	2	0
Gant	1	0	0.0	0	0
<b>COWBOYS</b>	<b>14</b>	<b>171</b>	<b>12.2</b>	<b>32t</b>	<b>1</b>
<b>Opponents</b>	<b>6</b>	<b>47</b>	<b>7.8</b>	<b>26</b>	<b>0</b>

PUNTING	NO	YDS	AVG	TB IN20	LG	BL	NET
Jett	56	2,342	41.8	3	22	59	0 37.7
<b>COWBOYS</b>	<b>56</b>	<b>2,342</b>	<b>41.8</b>	<b>3</b>	<b>22</b>	<b>59</b>	<b>0 37.7</b>
<b>Opp.</b>	<b>78</b>	<b>3,219</b>	<b>41.3</b>	<b>6</b>	<b>21</b>	<b>60</b>	<b>0 34.8</b>

PUNT RETURNS	NO	FC	YDS	AVG	LG	TD
K. Williams	36	14	381	10.6	64t	2
Washington	1	0	0	0.0	0	0
<b>COWBOYS</b>	<b>37</b>	<b>14</b>	<b>381</b>	<b>10.3</b>	<b>64t</b>	<b>2</b>
<b>Opponents</b>	<b>32</b>	<b>12</b>	<b>169</b>	<b>5.3</b>	<b>20</b>	<b>0</b>

KICKOFF RETURNS	NO	YDS	AVG	LG	TD
K. Williams	31	689	22.2	49	0
K. Smith	1	33	33.0	33	0
Gant	1	18	18.0	18	0
R. Jones	1	12	12.0	12	0
Hennings	1	7	7.0	7	0
Novacek	1	-1	-1.0	-1	0
Vanderbeek	0	0	0.0	0	0
<b>COWBOYS</b>	<b>36</b>	<b>758</b>	<b>21.1</b>	<b>49</b>	<b>0</b>
<b>Opponents</b>	<b>66</b>	<b>1,225</b>	<b>18.6</b>	<b>95t</b>	<b>1</b>

PASSING	ATT	COMP	YDS	PCT	AVG	ATT	TD	PCT	INT	INT	LG	SKS/YDS	RATING
Aikman	392	271	3,100	69.1	7.91	15	3.8	6	1.5	80t	26/153	99.0	
Kosar	63	36	410	57.1	6.51	3	4.8	0	0.0	86	2/4	92.7	
J. Garrett	19	9	61	47.4	3.21	0	0.0	0	0.0	16	1/6	54.9	
Harper	1	1	46	100.0	46.00	0	0.0	0	0.0	46	0/0	118.8	
<b>COWBOYS</b>	<b>475</b>	<b>317</b>	<b>3,617</b>	<b>66.7</b>	<b>7.61</b>	<b>18</b>	<b>3.8</b>	<b>6</b>	<b>1.3</b>	<b>86</b>	<b>29/163</b>	<b>96.8</b>	
<b>Opponents</b>	<b>555</b>	<b>334</b>	<b>3,347</b>	<b>60.2</b>	<b>6.03</b>	<b>14</b>	<b>2.5</b>	<b>14</b>	<b>2.5</b>	<b>70t</b>	<b>34/231</b>	<b>75.3</b>	

SCORE BY QUARTERS	1	2	3	4	OT	T
<b>COWBOYS</b>	76	124	86	87	3	376
<b>Opponents</b>	43	46	79	61	0	229

FIELD GOALS	11-19	20-29	30-39	40-49	50+
Murray	4-4	4-4	9-12	8-8	3-5
Elliott	0-0	1-1	0-1	1-2	0-0
<b>COWBOYS</b>	<b>4-4</b>	<b>5-5</b>	<b>9-13</b>	<b>9-10</b>	<b>3-5</b>
<b>Opponents</b>	<b>3-3</b>	<b>11-11</b>	<b>5-6</b>	<b>3-7</b>	<b>0-0</b>

SCORING	TDR	TD	TP	DR1	FG	PAT	S	TP
Murray	0	0	0	28/33	38/38	0	122	0
E. Smith	9	1	0	0/0	0/0	0	60	0
Irvin	0	7	0	0/0	0/0	0	42	0
K. Williams	2	2	2a	0/0	0/0	0	36	0
Harper	0	5	0	0/0	0/0	0	30	0
Johnston	3	1	0	0/0	0/0	0	24	0
Lassic	3	0	0	0/0	0/0	0	18	0
Coleman	0	2	0	0/0	0/0	0	12	0
Novacek	1	1	0	0/0	0/0	0	12	0
Elliott	0	0	0	2/4	2/3	0	8	0
Galbraith	0	1	0	0/0	0/0	0	6	0
K. Smith	0	0	1b	0/0	0/0	0	6	0
<b>COWBOYS</b>	<b>20</b>	<b>18</b>	<b>3</b>	<b>30/37</b>	<b>40/4</b>	<b>0</b>	<b>376</b>	<b>0</b>
<b>Opponents</b>	<b>7</b>	<b>14</b>	<b>2</b>	<b>22/27</b>	<b>23/23</b>	<b>1</b>	<b>229</b>	<b>0</b>

Murray: (1,1), (23,50M), (33,19,19,50,48), (30,32), (48,39,29,35M,18), (35,23,40), (34,54M), (44,43), (-), (32M), (23,19,47), (51,52,46), (1,39M,38), (32,38,41), Elliott: (22), (49M,43,30M) Opponents: (32M), (48,35), (20), (42M), (27), (25), (33), (21,45,29), (19,47), (26,24), (44M), (20,31), (41,18,19), (29,44M), (19,21,1), (32), (29,31).

a 64 yd. punt return, vs. Miami (11/25)  
 b 62 yd. punt return, vs. Washington (11/26)  
 c 32 yd. interception return, @ N.Y. Jets (12/13)  
 \* 95 yd. kickoff ret., R Brooks, vs. G.Bay (10/18)  
 # 47 yd. fum. ret. E. Davis, vs. S.F. (10/17)  
 # Kosar intentional grounding in end zone vs. Phoenix (11/14)

### USUAL STARTERS

WR Alvin Harper	LE Tony Tolbert
LT Mark Tumei	LT Tony Casillas
LG Nate Newton	RT Russell Maryland (12)
LC Mark Stepnoski (13)	Leon Lett (4)
Frank Cornish (3)	RE Charles Haley (11)
RG Kevin Gogan	Jim Jeffcoat (3)
RT Erik Williams	LLB Dixon Edwards
TE Jay Novacek	MLB Ken Norton (13)
WR Michael Irvin	Robert Jones (3)
QB Troy Aikman	RLB Darrin Smith (12)
RB Emmitt Smith (13)	Ken Norton (3)
Derrick Lassic (3)	LCB Kevin Smith
FB Darryl Johnston	RCB Larry Brown
K Eddie Murray	SS Darren Woodson
	FS Thomas Everett
	P John Jett

*Pro Bowlers in Bold*

## 1994 ★ DALLAS COWBOYS STATISTICS ★ 1994

FIRST PLACE, NFC EAST  
HEAD COACH: BARRY SWITZER

## PRESEASON (2-3)

Date	W/L	Score	Opponent	Att.
7/31	W 17-9	@ MINNESOTA	59,062	
8/7	L 19-27	LA. RAIDERS	61,932	
8/15	L 0-6	Hous. @ Mex. City	112,376	
8/21	W 34-10	DENVER	63,923	
8/25	L 10-28	@ New Orleans	57,281	

## REGULAR SEASON (12-4)

Date	W/L	Score	Opponent	Att.
9/4	W 26-9	@ Pittsburgh	60,156	
9/11	W 20-17	HOUSTON	64,402	
9/19	L 17-20	DETROIT (OT)	64,102	
9/25		- Bye -		
10/2	W 34-7	@ Washington	55,394	
10/9	W 38-3	ARIZONA	64,518	
10/16	W 24-13	PHILADELPHIA	64,703	
10/23	W 28-21	@ Arizona	71,023	
10/30	W 23-20	@ Cincinnati	57,096	
11/7	W 38-10	N.Y. GIANTS	64,836	
11/13	L 14-21	@ San Francisco	69,014	
11/20	W 31-7	WASHINGTON	64,644	
11/24	W 42-31	GREEN BAY	64,597	
12/4	W 31-19	@ Philadelphia	65,947	
12/10	L 14-19	CLEVELAND	64,826	
12/19	W 24-16	@ New Orleans	67,323	
12/24	L 10-15	@ N.Y. Giants	66,943	

## 1994 DIVISIONAL PLAYOFF

1/8/95	W 35-9	GREEN BAY	64,475
--------	--------	-----------	--------

## 1994 NFC CHAMPIONSHIP GAME

1/15/95	L 28-38	@ San Francisco	69,125
---------	---------	-----------------	--------

TEAM STATISTICS	DALLAS	OPP
FIRST DOWNS	322	273
Rushing	136	86
Passing	160	157
Penalty	26	30
Third Down-Made/Att	93/209	91/229
Third Down Efficiency	44.5	39.7
Fourth Down-Made/Att	6/7	8/17
TOTAL NET YARDS	5,321	4,313
Avg. Per Game	332.6	269.6
Total Plays	1,018	1,006
Avg. Per Play	5.2	4.3
NET YARDS RUSHING	1,953	1,561
Avg. Per Game	122.1	97.6
Total Rushes	550	437
Avg. Per Rush	3.6	3.6
NET YARDS PASSING	3,368	2,752
Avg. Per Game	210.5	172.0
Sacks/Yards Lost	20/93	47/299
Gross Yards	3,461	3,051
Attempts/Completions	418/282	522/269
Pct. of Completions	62.9	51.5
Had Intercepted	14	22
POINTS/AVERAGE	70/41.9	84/43.3
Net Punting Average	35.4	36.8
PUNT RET./AVG.	44/9.2	36/10.5
KICKOFF RET./AVG.	50/25.7	82/20.8
INT./AVG. RET.	22/13.5	14/12.9
PENALTIES/YARDS	100/895	102/826
FUMBLES/BALL LOST	22/10	15/9
TOUCHDOWNS	50	27
Rushing	26	8
Passing	19	19
Returns	5	0
EXTRA POINT/ATTEMPTS	48/50	24/27
Kicking Made-Attempts	48/48	24/24
Passing Made-Attempts	0/0	0/2
Rushing Made-Attempts	0/2	0/1
FIELD GOALS/ATTEMPTS	22/29	20/25
AVG. TIME OF POSSESSION	31:35	28:25

RUSHING	ATT	YDS	AVG	LG	TD
E. Smith	368	1,484	4.0	46	21
Coleman	64	180	2.8	13	1
Johnston	40	138	3.5	9	2
B. Thomas	24	70	2.9	11	1
Aikman	30	62	2.1	13	1
K. Williams	6	20	3.3	8	0
Agee	5	4	0.8	3	0
Wilson	1	-1	-1.0	-1	0
Garrett	3	-2	-0.7	0	0
Peele	9	-2	-0.2	2	0

COWBOYS	550	1,953	3.6	46	26
Opponents	437	1,561	3.6	40	8

RECEIVING	NO	YDS	AVG	LG	TD
Irvin	79	1,241	15.7	65	6
E. Smith	50	341	6.8	68	1
Novacek	47	475	10.1	27	2
Johnston	44	325	7.4	24	2
Harper	33	821	24.9	90	8
K. Williams	13	181	13.9	29	0
Coleman	8	46	5.8	14	0
Galbraith	4	31	7.8	15	0
B. Thomas	2	1	0.5	5	0
Agee	1	2	2.0	2	0
Kennard	1	-3	-3.0	-3	0

COWBOYS	282	3,461	12.3	90	19
Opponents	269	3,051	11.3	67	19

INTERCEPTIONS	NO	YDS	AVG	LG	TD
Woodson	5	140	28.0	94	1
Washington	5	43	8.6	25	0
Brown	4	21	5.3	14	0
D. Smith	2	13	6.5	13	1
K. Smith	2	11	5.5	11	0
Tolbert	1	54	54.0	54	1
Marion	1	11	11.0	11	0
Haley	1	1	1.0	1	0
Gant	1	0	0.0	0	0
Holmes	0	3	3.0	3	0

COWBOYS	22	297	13.5	94	3
Opponents	14	180	12.9	56	0

PUNTING	NO	YDS	AVG	TBIN20	LG	BL	NET
Jett	70	2,935	41.9	4	26	58	35.4
COWBOYS	70	2,935	41.9	4	26	58	35.4
Opp.	84	3,637	43.3	7	31	80	40.6

PUNT RETURNS	NO	FC	YDS	AVG	LG	TD
K. Williams	39	13	349	8.9	83	1
Holmes	5	1	55	11.0	19	0

COWBOYS	44	14	404	9.2	83	1
Opponents	36	14	378	10.5	58	0

KICKOFF RETURNS	NO	YDS	AVG	LG	TD
K. Williams	43	1,148	26.7	87	1
Holmes	4	89	22.3	32	0
Marion	2	39	19.5	21	0
R. Jones	1	8	8.0	8	0
COWBOYS	50	1,284	25.7	87	1
Opponents	82	1,709	20.8	67	0

SCORE BY QUARTERS	1	2	3	4	OT	T
COWBOYS	100	122	104	88	0	414
Opponents	34	93	46	72	3	248

FIELD GOALS 11-19	20-29	30-39	40-49	50+	
Boniol	3-3	3-4	10-12	6-9	0-1
COWBOYS	3-3	3-4	10-12	6-9	0-1
Opponents	1-1	6-6	8-8	5-6	0-4

Boniol: (40,31,21,32),(45,29),(19),(28,47),(41M,19),(37),(43B),(38M,37,43,38),(45),(43M),(32,51M),(41,37,35),(19),(1),(30,20B),(37,37M)
---

Opponents: (41),(41),(32,51M,57B,51B,44),(1),(42),(1),(1),(22,33),(23),(1),(53M),(28),(22,19),(34,32,43,32),(40M,21,32,29),(38,30)
--

SCORING	TDR	TDP	TDR1	FG	PAT	S	TP
E. Smith	21	1	0	0/0	0/0	0	132
Boniol	0	0	0	22/29	48/48	0	114
Harper	0	8	0	0/0	0/0	0	48
Irvin	0	6	0	0/0	0/0	0	36
Johnston	2	2	0	0/0	0/0	0	24
Novacek	0	2	0	0/0	0/0	0	12
K. Williams	0	0	2a	0/0	0/0	0	12
Aikman	1	0	0	0/0	0/0	0	6
Coleman	1	0	0	0/0	0/0	0	6
D. Smith	0	0	1b	0/0	0/0	0	6
B. Thomas	1	0	0	0/0	0/0	0	6
Tolbert	0	0	1c	0/0	0/0	0	6
Woodson	0	0	1d	0/0	0/0	0	6
COWBOYS	26	19	5	22/29	48/48	0	414
Opponents	8	19	0	20/25	24/24	1	248

2-Pt Conversions: Team 0-2, Opponents 0-3

a 87 yd. kickoff return vs. Arizona (10/9)

b 83 yd. punt return vs. Washington (11/20)

c 13 yd. interception return @ New Orleans (12/19)

d 54 yd. interception return @ New Orleans (12/19)

e 94 yd. interception return @ Philadelphia (12/4)

\* R. Peele fumble out of end zone, @ NY Giants (12/24)

## USUAL STARTERS

WR Alvin Harper	LE Tony Tolbert
LT Mark Tuinei	LT Russell Maryland
LG Nate Newton	RT Leon Lett
C Mark Stepnoski	RE Charles Haley
RG Derrek Kennard	LB Dixon Edwards
RT Larry Allen (9)	MLB Robert Jones
TE Jay Novacek	RLB Darrin Smith
WR Michael Irvin	LCB Kevin Smith
DB Troy Aikman	RCB Larry Brown
RB Emmitt Smith	SS Darren Woodson
FB Daryl Johnston	FS James Washington
K Chris Boniol	P John Jett

Pro Bowlers in Bold

PASSING	ATT	COMP	YDS	PCT	AVG	ATT	PCT	TD	INT	PCT	INT	LG	SKS/YDS	RATING
Aikman	361	233	2,676	64.5	7.41	13	3.6	12	3.3	90	14/59	84.9		
Peele	56	33	470	58.9	8.39	4	7.1	1	1.8	65	7/21	102.5		
Garrett	31	16	315	51.6	10.16	2	6.5	1	3.2	68	2/13	95.5		
COWBOYS	448	282	3,461	62.9	7.73	19	4.2	14	3.1	90	20/93	87.8		
Opponents	522	269	3,051	51.5	5.84	19	3.6	22	4.2	67	47/299	64.0		



# 1995 ★ DALLAS COWBOYS STATISTICS ★ 1995

## FIRST PLACE, NFC EAST HEAD COACH: BARRY SWITZER

PRESEASON (2-3)			
Date	W/L	Score	Opponent
7/29	W	21-15	BUFFALO
8/5	L	14-27	OAKLAND
8/12	L	7-9	Buffalo @ Toronto
8/21	L	17-20	@ Denver
8/26	W	10-0	Houston @ San Ant.
REGULAR SEASON (12-4)			
9/4	W	35-0	@ N.Y. Giants
9/10	W	31-21	DENVER
9/17	W	23-17	@ Minnesota (OT)
9/24	W	34-20	ARIZONA
10/1	L	23-27	@ Washington
10/8	W	34-24	GREEN BAY
10/15	W	23-9	@ San Diego
10/22	-	-	-
10/29	W	28-13	@ Atlanta
11/6	W	34-12	PHILADELPHIA
11/12	L	20-38	SAN FRANCISCO
11/19	W	34-21	@ Oakland
11/23	W	24-12	KANSAS CITY
12/3	L	17-24	WASHINGTON
12/10	L	17-20	@ Philadelphia
12/17	W	21-20	N.Y. GIANTS
12/25	W	37-13	@ Arizona

### 1995 DIVISIONAL PLAYOFF

1/7/96 W 30-11 PHILADELPHIA 64,372

### 1995 NFC CHAMPIONSHIP GAME

1/14/96 W 38-27 GREEN BAY 65,135

### SUPER BOWL XXX

(Phoenix)

1/28/96 W 27-17 Pittsburgh 76,347

RUSHING	ATT	YDS	AVG	LG	TD
E. Smith	377	1,773	4.7	60†	25
S. Williams	48	205	4.3	44†	1
Johnston	25	111	4.4	18	2
K. Williams	10	53	5.3	14	0
Aikman	21	32	1.5	12	1
Wilson	10	12	1.2	11	0
Sanders	2	9	4.5	8	0
Lang	1	7	7.0	7	0
Garrett	1	-1	1.0	-1	0

COWBOYS	495	2,201	4.4	60†	29
Opponents	442	1,772	4.0	48†	13

RECEIVING	NO	YDS	AVG	LG	TD
Irvin	111	1,603	14.4	50	10
Novacek	62	705	11.4	33†	5
E. Smith	62	375	6.0	40	0
K. Williams	38	613	16.1	48†	2
Johnston	30	248	8.3	24	1
Bjornstrom	7	53	7.6	16	0
Fleming	6	83	13.8	16	0
S. Williams	3	28	9.3	24	0
Sanders	2	25	12.5	19	0
Watkins	1	8	8.0	8	0

COWBOYS	322	3,741	11.6	50	18
Opponents	293	3,491	11.9	81†	17

INTERCEPTIONS	NO	YDS	AVG	LG	TD
Brown	6	124	20.7	65†	2
Marion	6	40	6.7	32†	1
Woodson	2	46	23.0	37†	1
Sanders	2	34	17.0	34	0
Myles	1	15	15.0	15	0
Brice	1	2	2.0	2	0
Holmes	1	0	0.0	0	0

COWBOYS	19	261	13.7 <th>65† <th>4</th> </th>	65† <th>4</th>	4
Opponents <td>10</td> <td>155</td> <td>15.5</td> <td>48†</td> <td>1</td>	10	155	15.5	48†	1

SCORE BY QUARTERS	1	2	3	4	OT	T
COWBOYS	102	133	83	111	6	435
Opponents	38	104	78	71	0	291

FIELD GOALS	11-19	20-29	30-39	40-49	50+
Boniol	0-0	11-12	13-13	3-3	0-0
COWBOYS	0-0	11-12	13-13	3-3	0-0
Opponents	1-1	7-7	7-8	7-10	0-1

Boniol: (1), (45), (39,20M), (25,30), (32,34,23), (24,35), (30), (1), (42,37), (26,37), (26,38), (20), (37), (21), (27,32,23,45,35), (39,23,24)

Opponents: (42B), (1), (42,48M), (54M,31,19), (38,46), (42), (1), (21,40), (36,37), (26), (31M), (34,37), (47), (42,27,38,42), (40M,20,27), (21,23)

SCORING	TDR	TD	TD	TD	2PT	FG	PAT	S	TP
E. Smith	25	0	0	0	0	0/0	0/0	0/0	150
Boniol	0	0	0	0	0	27/28	46/48	0	127
Irvin	0	10	0	0	0	0/0	0/0	0	60
Novacek	0	5	0	1	0	0/0	0/0	0	32
Johnston	2	1	0	0	0	0/0	0/0	0	18
Brown	0	0	2a	0	0	0/0	0/0	0	12
K. Williams	0	2	0	0	0	0/0	0/0	0	12
Aikman	1	0	0	0	0	0/0	0/0	0	6
Marion	0	0	1b	0	0	0/0	0/0	0	6
S. Williams	1	0	0	0	0	0/0	0/0	0	6
Woodson	0	0	1c	0	0	0/0	0/0	0	6
COWBOYS	29	18	4	1	27/28	46/48	0	435	
Opponents	13	17	2†	1	22/27	29/29	1	291	

2-PT Conversions: Team 1-2, Opponents 1-3

a 20 yd. interception return vs Philadelphia (11/6)  
 b 65 yd. interception return @ Philadelphia (12/10)  
 b 32 yd. interception return @ Arizona (1/25)  
 c 37 yd. interception return-Washington (10/1)  
 \* Hanks 38 yd. fumble return vs San Francisco (11/12)  
 A Williams 48 yd. int. return @ Arizona (12/25)  
 + Aikman sacked in end zone @ San Diego (10/15)

TEAM STATISTICS	DALLAS	OPP
FIRST DOWNS	364	303
Rushing	141	113
Passing	195	165
Penalty	28	25
Third Down-Made/Att	83/186	97/216
Third Down Efficiency	44.6	44.9
Fourth Down-Made/Att	8/13	8/19
TOTAL NET YARDS	5,824	5,044
Avg. Per Game	364.0	315.3
Total Plays	1,007	1,001
Avg. Per Play	5.8	5.0
NET YARDS RUSHING	2,201	1,772
Avg. Per Game	137.6	110.8
Total Rushes	495	442
Avg. Per Rush	4.4	4.0
NET YARDS PASSING	3,623	3,272
Avg. Per Game	226.4	204.5
Sacked/Yards Lost	18/118	36/219
Gross Yards	3,741	3,491
Attempts/Completions	494/322	523/293
Pct. of Completions	65.2	56.0
Had Intercepted	10	19
PUNTS/AVERAGE	55/40.8	65/42.7
Net Punting Average	34.7	37.8
PUNT RET./AVG.	23/11.1	22/9.8
KICKOFF RET./AVG.	58/22.0	85/19.5
INT./AVG. RET.	19/13.7	10/15.5
PENALTIES/YARDS	90/695	112/913
FUMBLES/BALL LOST	24/13	16/6
TOUCHDOWNS	51	32
Rushing	29	13
Passing	18	17
Returns	4	2
EXTRA POINT/ATTEMPTS	47/50	30/32
Kicking Made-Attempts	46/48	29/29
Passing Made-Attempts	1/2	1/3
Rushing Made-Attempts	0/0	0/0
FIELD GOALS/ATTEMPTS	27/28	22/27
AVG. TIME OF POSSESSION	31:15	28:45

PUNTING	NO	YDS	AVG	TB	IN	20	LG	BL	NET
Jett	53	2,166	40.9	6	17	58	0	34.5	34.5
Boniol	2	77	38.5	0	2	56	0	38.5	38.5
COWBOYS	55	2,243	40.8	6	19	58	0	34.7	34.7
Opp.	65	2,775	42.7	3	22	60	0	37.8	37.8

PUNT RETURNS	NO	FC	YDS	AVG	LG	TD
K. Williams	18	15	166	9.2	30	0
Holmes	4	1	35	8.8	13	0
Sanders	1	1	54	54.0	43	0
COWBOYS	23	17	255	11.1	43	0
Opponents	22	10	216	9.8	21	0

KICKOFF RETURNS	NO	YDS	AVG	LG	TD
K. Williams	49	1,108	22.6	43	0
Holmes	5	134	26.8	46	0
Marion	1	16	16.0	16	0
Sanders	1	15	15.0	15	0
Schwartz	1	9	9.0	9	0
Watkins	1	-6	-6.0	-6	0
COWBOYS	58	1,276	22.0	46	0
Opponents	85	1,661	19.5	59	0

USUAL STARTERS			
WR Kevin Williams	LE Tony Tolbert	LT Mark Tuinei	LT Russell Maryland
LG Nate Newton	RT Leon Lett (10)	C Ray Donaldson (12)	RE Charles Haley (11)
Derek Kennard (4)	RE Charles Haley (11)	RG Larry Allen	Shante Carter (3)
RT Erik Williams	LLB Dixon Edwards	TE Jay Novacek	MLB Robert Jones (12)
WR Michael Irvin	Godfrey Myles (4)	WR Michael Irvin	Godfrey Myles (4)
QB Troy Aikman	RLB Darrin Smith (9)	RB Ermit Smith	Godfrey Myles (7)
FB Daryl Johnston	LCB Delon Sanders (9)	RFB Daryl Johnston	Clayton Holmes (6)
K Chris Boniol	RCB Larry Brown	SS Darren Woodson	FS Brock Marion
	P John Jett		

*Pro Bowlers in Bold*

PASSING	ATT	COMP	YDS	PCT	AVG	ATT	TD	PCT	INT	PCT	INT	LG	SKS/YDS	RATING
Aikman	432	280	3,304	64.8	7.65	16	3.7	7	1.6	50	14/89	93.6		
Wilson	57	38	391	66.7	6.86	1	1.8	3	5.3	38	4/29	70.1		
Garrett	5	4	46	80.0	9.20	1	20.0	0	0.0	24	0/0	144.6		
COWBOYS	494	322	3,741	65.2	7.57	18	3.6	10	2.0	50	18/118	91.7		
Opponents	523	293	3,491	56.0	6.67	17	3.3	19	3.6	81†	36/219	72.3		

STAFF PLAYERS 2013 SEASON RECORDS PLAYOFF RECORDS 1995 STATISTICS SIDELINES

# 1996 ★ DALLAS COWBOYS STATISTICS ★ 1996

## FIRST PLACE, NFC EAST HEAD COACH: BARRY SWITZER

### PRESEASON (2-3)

Date	W/L	Score	Opponent	Att.
7/27	W	35-34	OAKLAND	61,524
8/5	L	6-32	Kan. City @ Mont.	45,128
8/12	L	7-31	NEW ENGLAND	57,874
8/17	L	3-20	DENVER	56,115
8/24	W	24-19	Houston @ Orlando	44,296

### REGULAR SEASON (10-6)

9/2	L	6-22	@ Chicago	63,076
9/8	W	27-0	N.Y. GIANTS	63,069
9/15	L	24-25	INDIANAPOLIS	63,021
9/22	L	7-10	@ Buffalo	78,098
9/30	W	23-19	@ Philadelphia	67,201
10/6			- Bye -	
10/13	W	17-3	ARIZONA	64,096
10/20	W	32-28	ATLANTA	64,091
10/27	W	29-10	@ Miami	75,283
11/3	L	21-31	PHILADELPHIA	64,952
11/10	W	20-17	@ San Fran. (OT)	68,919
11/18	W	21-6	GREEN BAY	65,032
11/24	L	6-20	@ N.Y. Giants	77,081
11/28	W	21-10	WASHINGTON	64,955
12/8	W	10-6	@ Arizona	70,763
12/15	W	12-6	NEW ENGLAND	65,578
12/22	L	10-37	@ Washington	56,454

### 1996 NFC WILD CARD GAME

12/28	W	40-15	MINNESOTA	64,682
-------	---	-------	-----------	--------

### 1996 DIVISIONAL PLAYOFF

1/5/97	L	17-26	@ Carolina	72,808
--------	---	-------	------------	--------

### TEAM STATISTICS

	DALLAS	OPP
FIRST DOWNS	286	260
Rushing	105	89
Passing	163	144
Penalty	18	27
Third Down-Made/Att	89/213	73/212
Third Down Efficiency	41.8	34.4
Fourth Down-Made/Att	4/8	12/20
TOTAL NET YARDS	4,763	4,382
Avg. Per Game	297.7	273.9
Total Plays	981	958
Avg. Per Play	4.9	4.6
NET YARDS RUSHING	1,641	1,576
Avg. Per Game	102.6	98.5
Total Rushes	475	437
Avg. Per Rush	3.5	3.6
NET YARDS PASSING	3,122	2,806
Avg. Per Game	195.1	175.4
Sacked/Yards Lost	19/127	37/219
Gross Yards	3,249	3,025
Attempts/Completions	487/307	484/271
Pct. of Completions	63.0	56.0
Had Intercepted	14	19
PUNTS/AVERAGE	74/42.6	75/46.1
Net Punting Average	36.8	39.5
PUNT RET./AVG.	44/9.0	32/7.8
KICKOFF RET./AVG.	53/25.3	70/20.4
INT./AVG. RET.	19/8.8	14/17.9
PENALTIES/YARDS	103/832	94/717
FUMBLES/BALL LOST	24/15	26/14
TOUCHDOWNS	27	24
Rushing	14	10
Passing	12	10
Returns	1	4
EXTRA POINT/ATTEMPTS	26/27	20/24
Kicking Made-Attempts	24/25	20/20
Passing Made-Attempts	2/2	0/3
Rushing Made-Attempts	0/0	0/1
FIELD GOALS/ATTEMPTS	32/36	28/32
AVG TIME OF POSS.	30:53	29:07

RUSHING	ATT	YDS	AVG	LG	TD
E. Smith	327	1,204	3.7	42	12
Sh. Williams	69	269	3.9	27	0
Walker	10	83	8.3	39†	1
Johnston	22	48	2.2	7	0
Aikman	35	42	1.2	10	1
K. Williams	4	11	2.8	9	0
Wilson	4	5	1.3	8	0
Sanders	3	2	0.7	3	0
Jett	1	-23	-23.0	-23	0
COWBOYS	475	1,641	3.5	42	14
Opponents	437	1,576	3.6	37	10

RECEIVING	NO	YDS	AVG	LG	TD
Bjornson	64	962	15.0	61	2
Irvin	48	388	8.1	25	3
E. Smith	47	249	5.3	21	3
Johnston	43	278	6.5	23	1
Sanders	36	475	13.2	41	1
K. Williams	27	323	12.0	31	1
Martin	25	380	15.2	60†	1
Walker	7	89	12.7	24	0
Sh. Williams	5	41	8.2	13	0
Armstrong	2	10	5.0	6	0
St. Williams	1	32	32.0	32	0
Mitchell	1	17	17.0	17	0
Ware	1	5	5.0	5	0
COWBOYS	307	3,249	10.6	61	12
Opponents	271	3,025	11.2	52	10

INTERCEPTIONS	NO	YDS	AVG	LG	TD
K. Smith	5	45	9.0	24	0
Woodson	5	43	8.6	21	0
Teague	4	47	11.8	22	0
Harper	2	30	15.0	15	0
Sanders	2	3	1.5	2	0
Strickland	1	0	0.0	0	0
COWBOYS	19	168	8.8	24	0
Opponents	14	250	17.9	104†	1

PUNTING	NO	YDS	AVG	TBIN20	LG	BL	NET
Jett	74	3,150	42.6	9	22	60	0 36.8
COWBOYS	74	3,150	42.6	9	22	60	0 36.8
Opp.	75	3,459	46.1	5	23	67	0 39.5

PUNT RETURNS	NO	FC	YDS	AVG	LG	TD
Martin	41	10	373	9.1	22	0
K. Williams	2	0	17	8.5	9	0
Sanders	1	1	4	4.0	4	0
COWBOYS	44	11	394	9.0	22	0
Opponents	32	23	249	7.8	52	0

KICKOFF RETURNS	NO	YDS	AVG	LG	TD
Walker	27	779	28.9	89	0
K. Williams	21	471	22.4	39	0
Marion	3	68	22.7	37	0
C. Williams	2	21	10.5	21	0
COWBOYS	53	1,339	25.3	89	0
Opponents	70	1,431	20.4	50	0

PASSING	ATT	COMP	YDS	PCT	AVG	ATT	PCT	INT	PCT	LG	SKS/YDS	RATING
Aikman	465	296	3,126	63.7	6.72	12	2.6	13	2.8	61	18/120	80.1
Wilson	18	8	79	44.4	4.39	0	0.0	1	5.6	20	1/7	34.3
Garrett	3	3	44	100.0	14.67	0	0.0	0	0.0	32	0/0	118.8
Sh. Williams	1	0	0	0.0	0.00	0	0.0	0	0.0	0	0/0	39.6
COWBOYS	487	307	3,249	63.0	6.67	12	2.5	14	2.9	61	19/127	78.6
Opponents	484	271	3,025	56.0	6.25	10	2.1	19	3.9	52	37/219	65.3

SCORE BY QUARTERS	1	2	3	4	OT	T
COWBOYS	60	85	57	81	3	286
Opponents	52	80	51	67	0	250

FIELD GOALS	11-19	20-29	30-39	40-49	50+
Boniol	1-1	13-13	12-13	5-7	1-2
COWBOYS	1-1	13-13	12-13	5-7	1-2
Opponents	1-1	10-11	8-10	7-8	2-2

SCORING	TDR	TDR 1	TDR 2†	FG	PAT	S	TP
Boniol	0	0	0	32/36/24	25	0	120
E. Smith	12	3	0	0/0	0/0	0	90
Bjornson	0	3	0	1/0	0/0	0	20
Irvin	0	2	0	1/0	0/0	0	14
Sanders	0	1	1a	0/0	0/0	0	12
Aikman	1	0	0	0/0	0/0	0	6
Johnston	0	1	0	0/0	0/0	0	6
Martin	0	1	0	0/0	0/0	0	6
Walker	1	0	0	0/0	0/0	0	6
K. Williams	0	1	0	0/0	0/0	0	6
COWBOYS	14	12	1	0	32/36/24	25	286
Opponents	10	10	4*	0	28/32/20/20	1+25	0

2-Pt Conversions: Cowboys 2-2 Opponents 0-4  
 a 22 yard fumble return vs. Indianapolis (9/15)  
 \* Cox fumble recovery in end zone @ Chicago (9/2)  
 † Hall 32 yard interception return @ Philadelphia (9/30)  
 Vincent 90 yard interception return vs. Philadelphia (11/3)  
 Wooten 54 fumble return @ N.Y. Giants (11/24)  
 + Jett runs out of end zone for safety @ Philadelphia (9/30)

### USUAL STARTERS

WR Kevin Williams (9)	LE Tony Tolbert
Deion Sanders (3)	LT Chad Hennings
LT Mark Tuinei	RT Leon Lett
LG Nate Newton	RE Shante Carver (7)
C Ray Donaldson	Charles Haley (5)
RG Larry Allen	Bruce McCosack (3)
RT Erik Williams	LLB Broderick Thomas (8)
TE Eric Bjornson (10)	Randall Godfrey (6)
Tyji Armstrong (5)	MLB Fred Strickland
WR Michael Irvin (11)	RLB Darrin Smith
Deion Sanders (5)	LCB Kevin Smith
QB Troy Aikman	RCB Deion Sanders
RB Emmitt Smith	SS Darren Woodson
FB Daryl Johnston	FS Brock Marion (10)
K Chris Boniol	George Teague (6)
	P John Jett

*Pro Bowlers in Bold*



# 1997 ★ DALLAS COWBOYS STATISTICS ★ 1997

STAFF PLAYERS 2013 SEASON RECORDS PLAYOFF RECORDS STATISTICS SIDELINES

## FOURTH PLACE, NFC EAST HEAD COACH: BARRY SWITZER

PRESEASON (2-2)				
Date	W/L	Score	Opponent	Att.
8/3	L	27-34	OAKLAND	61,028
8/8	L	10-16	@ New England	58,440
8/15	W	34-31	ST. LOUIS	60,402
8/22	W	34-10	TENNESSEE	61,001
REGULAR SEASON (6-10)				
8/31	W	37-7	@ Pittsburgh	60,396
9/7	L	22-25	@ Arizona (OT)	71,578
9/15	W	21-20	PHILADELPHIA	63,942
9/21			- Bye -	
9/28	W	27-3	CHICAGO	64,082
10/5	L	17-20	@ N.Y. Giants	77,137
10/13	L	16-21	@ Washington	76,159
10/19	W	26-22	JACKSONVILLE	64,644
10/26	L	12-13	@ Philadelphia	67,106
11/2	L	10-17	@ San Francisco	68,657
11/9	W	24-6	ARIZONA	64,302
11/16	W	17-14	WASHINGTON	64,559
11/23	L	17-45	@ Green Bay	60,111
11/27	L	14-27	TENNESSEE	63,421
12/8	L	13-23	CAROLINA	63,251
12/14	L	24-31	@ Cincinnati	60,043
12/21	L	7-20	N.Y. GIANTS	63,746

TEAM STATISTICS		DALLAS	OPP
FIRST DOWNS		279	281
Rushing		82	104
Passing		170	139
Penalty		27	38
Third Down-Made/Att		83/229	89/233
Third Down Efficiency		36.2	38.2
Fourth Down-Made/Att		6/13	5/11
TOTAL NET YARDS		4,778	4,516
Avg. Per Game		298.6	282.3
Total Plays		1,015	1,022
Avg. Per Play		4.7	4.4
NET YARDS RUSHING		1,637	1,994
Avg. Per Game		102.3	124.6
Total Rushes		423	511
Avg. Per Rush		3.9	3.9
NET YARDS PASSING		3,141	2,522
Avg. Per Game		196.3	157.6
Sacked/Yards Lost		39/313	38/195
Gross Yards		3,454	2,717
Attempts/Completions		553/314	473/253
Pct. of Completions		56.8	53.5
Had Intercepted		12	7
PUNTS/AVERAGE		86/41.8	95/43.6
Net Punting Average		35.4	36.1
PUNT RET./AVG.		46/11.1	40/9.1
KICKOFF RET./AVG.		63/24.1	65/18.0
INT./AVG. RET.		7/18.6	12/17.6
PENALTIES/YARDS		116/1,058	99/757
FUMBLES/BALL LOST		23/11	27/12
TOUCHDOWNS		29	36
Rushing		6	12
Passing		19	20
Returns		4	4
EXTRA POINT/ATTEMPTS		26/29	36/36
Kicking Made-Attempts		24/24	34/34
Passing Made-Attempts		2/5	2/2
Rushing Made-Attempts		0/0	0/0
FIELD GOALS/ATTEMPTS		34/38	20/27
AVG TIME OF POSS.		29:53	30:07

RUSHING	ATT	YDS	AVG	LG	TD
E. Smith	261	1,074	4.1	44	4
Sh. Williams	121	468	3.9	18	2
Aikman	25	79	3.2	13	0
Walker	6	20	3.3	11	0
Miller	1	6	6.0	6	0
Johnston	2	3	1.5	3	0
Wilson	6	-2	-0.3	3	0
Sanders	1	-11	-11.0	-11	0
COWBOYS	423	1,637	3.9	44	6
Opponents	511	1,994	3.9	31	12

RECEIVING	NO	YDS	AVG	LG	TD
Irvin	75	1,180	15.7	55	9
Bjornstrom	47	442	9.4	32	0
Miller	46	645	14.0	54	4
E. Smith	40	234	5.9	24	0
St. Williams	30	308	10.3	20	1
Sh. Williams	21	159	7.6	18	0
Johnston	18	166	9.2	21	1
LaFleur	18	122	6.8	17	2
Walker	14	149	10.6	64	2
B. Davis	3	33	11.0	12	0
Galbraith	2	16	8.0	11	0
COWBOYS	314	3,454	11.0	64	19
Opponents	253	2,717	10.7	61	20

INTERCEPTIONS	NO	YDS	AVG	LG	TD
Sanders	2	81	40.5	50	1
Stoutmire	2	8	4.0	8	0
K. Smith	1	21	21.0	21	0
Woodson	1	14	14.0	14	0
Coakley	1	6	6.0	6	0
COWBOYS	7	130	18.6	50	1
Opponents	12	211	17.6	61	1

PUNTING	NO	YDS	AVG	TB	IN20	LG	BL	NET
Gowin	86	3,592	41.8	9	26	72	0	35.4
COWBOYS	86	3,592	41.8	9	26	72	0	35.4
Opp	95	4,142	43.6	10	27	66	0	36.0

PUNT RETURNS	NO	FC	YDS	AVG	LG	TD
Sanders	33	12	407	12.3	83	1
Mathis	11	2	91	8.3	45	0
St. Williams	2	0	14	7.0	14	0
Pittman	1	0	0	0.0	0	0
COWBOYS	47	14	512	10.9	83	1
Opponents	40	19	365	9.1	37	0

KICKOFF RETURNS	NO	YDS	AVG	LG	TD
Walker	50	1,167	23.3	49	0
Marion	10	311	31.1	49	0
Galbraith	2	24	12.0	11	0
Sanders	1	18	18.0	18	0
COWBOYS	63	1,520	24.1	49	0
Opponents	65	1,172	18.0	34	0

SCORE BY QUARTERS	1	2	3	4	OT	T
COWBOYS	41	95	86	82	0	304
Opponents	64	71	86	90	3	314

FIELD GOALS	11-19	20-29	30-39	40-49	50+
Cunningham	1-1	16-16	9-9	7-10	1-1
Gowin	0-0	0-0	0-0	0-0	0-1
COWBOYS	1-1	16-16	9-9	7-10	1-2
Opponents	2-2	8-8	4-6	6-9	0-2

Cunningham: (52,24,28),(24,47,37,34,28,40B), (46,48,25,23,22),(33,23),(38,40M, 31,27),(19),(37,21),(26,24,35,43), (21),(23),(34,40,42),(29),(1,43), 32),(23), (44M)

Gowin: (1),(1),(1),(1),(1),(1),(1),(1),(1),(1),(1) Opponents: (1),(20),(49,45M,44),(21),(27,22),(1), (1),(52M,47M,29,37),(28),(46M,42), 39,51M),(1),(34M,32),(29,19),(34, 40,18),(42),(28,42,38M)

SCORING	TDR	TDP	TDR1	2Pt	FG	PAT	\$	TP
Cunningham	0	0	0	0	34/37	24/24	0	126
Irvin	0	0	0	0	0/0	0/0	0	54
E. Smith	4	0	1	0/0	0/0	0/0	0	26
Miller	0	4	0	0/0	0/0	0/0	0	24
LaFleur	0	2	0	0/0	0/0	0/0	0	12
Sanders	0	0	2a	0/0	0/0	0/0	0	12
Walker	0	2	0	0/0	0/0	0/0	0	12
Sh. Williams	2	0	0	0/0	0/0	0/0	0	12
Coakley	0	0	1b	0/0	0/0	0/0	0	6
Hennings	0	0	1c	0/0	0/0	0/0	0	6
Johnston	0	1	0	0/0	0/0	0/0	0	6
St. Williams	0	1	0	0/0	0/0	0/0	0	6
Bjornstrom	0	0	1	0/0	0/0	0/0	0	2
Gowin	0	0	0	0/1	0/0	0/0	0	0
COWBOYS	6	19	4	2	34/38	24/24	0	304
Opponents	12	20	4	2	20/27	34/34	0	314

2-Pt Conversions: Cowboys 2-5; Opponents 2-2

- a 83 yard punt return vs. Chicago (9/28)
- 50 yard interception return @ Green Bay (11/23)
- b 16 yard fumble return @ Washington (10/13)
- c 4 yard fumble return @ Arizona (9/7)

- \* Thomas 37 yard fumble return vs. Philadelphia (9/15)
- Wooten 61 interception return @ N.Y. Giants (10/5)
- Sharper 34 yard fumble return @ Green Bay (11/23)
- Robertson 42 yard fumble return vs. Tennessee (11/27)

### USUAL STARTERS

WR Anthony Miller	LE Tony Tolbert
LT George Hegamin (7)	LT Tony Casillas
Mark Tuinei (6)	RT Chad Hennings (8)
Larry Allen (3)	Antonio Anderson (5)
LG Nate Newton	Leon Lett (3)
C Clay Shiver	RE Sharate Carver
RG Larry Allen (13)	LLB Randall Godfrey
John Flannery (3)	MLB Fred Strickland
RT Erik Williams	RLB Dexter Coakley
TE Eric Bjornstrom	LCB Kevin Smith
WR Michael Irvin	RCB Deion Sanders (13)
QB Troy Aikman	Kevin Mathis (3)
RB Emmitt Smith	SS Darren Woodson
FB Daryl Johnston (6)	FS Brock Marion
Herschel Walker (6)	P Toby Gowin
David LaFleur (3)	
K Richie Cunningham	<i>Pro Bowlers in Bold</i>

	PASSING	ATT	COMP	YDS	PCT	AVG	INT	PCT	INT	PCT	INT	LG	SKS/YDS	RATING
Aikman	518	292	3,283	56.4	6.34	19	3.7	12	2.3	64	33/269	78.0		
Wilson	21	12	115	57.1	5.47	0	0.0	0	0.0	32	4/26	72.5		
Garrett	14	10	56	71.4	4.00	0	0.0	0	0.0	12	2/18	78.3		
COWBOYS	553	314	3,454	56.8	6.25	19	3.4	12	2.2	64	39/313	77.8		
Opponents	473	253	2,717	53.5	5.74	20	4.2	7	1.5	61	38/195	78.5		

## 1998 ★ DALLAS COWBOYS STATISTICS ★ 1998

FIRST PLACE, NFC EAST  
HEAD COACH: CHAN GAILEY

PRESEASON (0-5)			
Date	W/L	Score	Opponent
8/1	L	19-20	SEATTLE
8/8	L	3-16	OAKLAND
8/17	L	3-21	N.E. @ Mex. City
8/22	L	14-22	@ St. Louis
8/27	L	20-42	@ Jacksonville
REGULAR SEASON (10-6)			
9/6	W	38-10	ARIZONA
9/13	L	23-42	@ Denver
9/21	W	31-7	@ N.Y. Giants
9/27	L	12-13	OAKLAND
10/4	W	31-10	@ Washington
10/11	W	27-20	CAROLINA
10/18	L	12-13	@ Chicago
10/25			- Bye -
11/2	W	34-0	@ Philadelphia
11/8	W	16-6	N.Y. GIANTS
11/15	W	35-28	@ Arizona
11/22	W	30-22	SEATTLE
11/26	L	36-46	MINNESOTA
12/6	L	3-22	@ New Orleans
12/13	L	17-20	@ Kansas City
12/20	W	13-9	PHILADELPHIA
12/27	W	23-7	WASHINGTON
1998 NFC WILD CARD GAME			
1/2/99	L	7-20	ARIZONA

TEAM STATISTICS			DALLAS	OPP
FIRST DOWNS			308	276
Rushing			125	84
Passing			154	162
Penalty			29	30
Third Down-Made/Att.	76/206	71/210		
Third Down Efficiency	36.9	33.8		
Fourth Down-Made/Att.	8/12	5/20		
TOTAL NET YARDS	5,450	5,164		
Avg. Per Game	340.6	322.8		
Total Plays	992	988		
Avg. Per Play	5.5	5.2		
NET YARDS RUSHING	2,014	1,619		
Avg. Per Game	125.9	101.2		
Total Rushes	499	401		
Avg. Per Rush	4.0	4.0		
NET YARDS PASSING	3,436	3,545		
Avg. Per Game	214.8	221.6		
Sacked/Yards Lost	19/110	34/222		
Gross Yards	3,546	3,767		
Attempts/Completions	474/279	553/290		
Pct. of Completions	58.9	52.4		
Had Intercepted	8	14		
PUNTS/AVERAGE	78/42.8	85/42.4		
Net Punting Average	36.6	35.0		
PUNT RET./AVG.	39/12.6	34/6.2		
KICKOFF RET./AVG.	51/23.4	69/18.5		
INT./AVG. RET.	14/17.9	8/15.1		
PENALTIES/YARDS	128/1,108	120/917		
FUMBLES/BALL LOST	18/7	23/12		
TOUCHDOWNS	42	32		
Rushing	21	10		
Passing	17	21		
Returns	4	1		
EXTRA POINT/ATTEMPTS	40/42	31/32		
Kicking Made-Attempts	40/40	29/30		
Passing Made-Attempts	0/2	1/1		
Rushing Made-Attempts	0/0	1/1		
FIELD GOALS/ATTEMPTS	29/35	16/19		
AVG TIME OF POSS.	31:50	28:10		

RUSHING	ATT	YDS	AVG	LG	TD	PUNT RETURNS	NO	FC	YDS	AVG	LG	TD
E. Smith	319	1,332	4.2	32	13	Sanders	24	8	375	15.6	69	2
Warren	59	291	4.9	49	4	Hughes	10	3	93	9.3	35	0
S. Williams	64	220	3.4	24	1	Warren	2	1	11	5.5	6	0
Aikman	22	69	3.1	23	2	Mathis	2	1	3	1.5	5	0
Gowin	1	33	33.0	33	0	K. Smith	1	0	11	11.0	11	0
Johnston	8	17	2.1	6	0	COWBOYS	39	13	493	12.6	69	2
B. Davis	4	15	3.8	8	0	Opponents	34	13	210	6.2	18	0
Garrett	11	14	1.3	5	0							
Ogden	1	12	12.0	12	0							
Mills	3	9	3.0	5	0							
Bjornson	1	7	7.0	7	1							
Irvin	1	1	1.0	1	0							
Quinn	5	-6	-1.2	-1	0							
COWBOYS	499	2,014	4.0	49	21							
Opponents	401	1,619	4.0	63	10							

KICKOFF RETURNS	NO	YDS	AVG	LG	TD
Mathis	25	621	24.8	42	0
Hughes	11	274	24.9	36	0
Warren	5	90	18.0	23	0
S. Williams	4	103	25.8	40	0
Ogden	3	65	21.7	28	0
Sanders	1	16	16.0	16	0
LaFleur	1	12	12.0	12	0
B. Davis	1	10	10.0	10	0
COWBOYS	51	1,191	23.4	42	0
Opponents	69	1,274	18.5	44	0

RECEIVING	NO	YDS	AVG	LG	TD
Irvin	74	1,057	14.3	51	1
B. Davis	39	691	17.7	80	3
Mills	28	479	17.1	43	4
E. Smith	27	175	6.5	24	2
LaFleur	20	176	8.8	24	2
Jeffers	18	330	18.3	67	2
Johnston	18	60	3.3	9	1
Bjornson	15	218	14.5	43	1
Warren	13	66	5.1	15	1
S. Williams	11	104	9.5	30	0
Ogden	8	63	7.9	12	0
Sanders	7	100	14.3	55	0
Clay	1	27	27.0	27	0
COWBOYS	279	3,546	12.7	80	17
Opponents	290	3,767	13.0	89	21

SCORE BY QUARTERS	1	2	3	4	OT	T
COWBOYS	72	124	80	105	-	381
Opponents	77	82	66	50	-	275

FIELD GOALS	11-19	20-29	30-39	40-49	50+
Cunningham	1-1	9-9	8-11	10-11	1-3
COWBOYS	1-1	9-9	8-11	10-11	1-3
Opponents	0-0	6-6	5-5	3-6	2-2

INTERCEPTIONS	NO	YDS	AVG	LG	TD
Sanders	5	153	30.6	71	1
K. Smith	2	31	15.5	22	0
Mathis	2	0	0.0	0	0
Wheaton	1	41	41.0	41	0
Coakley	1	18	18.0	18	0
Reese	1	6	6.0	6	0
Woodson	1	1	1.0	1	0
Godfrey	1	0	0.0	0	0
COWBOYS	14	250	17.9	71	1
Opponents	8	121	15.1	30	1

PUNTING NO	YDS	AVG	TBIN20	LG	BL	NET
Gowin	77	3,342	43.4	14	31	65
COWBOYS	78	3,342	42.8	14	31	65
Opp.	85	3,604	42.4	7	22	65

USUAL STARTERS	
WR Billy Davis	LE Kavka Pittman
LT Larry Allen	LT Leon Lett
LG Nate Newton	RT Chad Hennings
C Clay Shiver (9)	RE Greg Ellis
Michael Kiseiak (7)	LLB Randall Godfrey
RG Flozell Adams (10)	MLB Fred Strickland
Everett McIver (6)	RLB Dexter Coakley
RT Eric Williams	LCB Kevin Smith (12)
TE David LaFleur	Kevin Mathis (4)
WR Michael Irvin	RCB Deion Sanders (11)
QB Troy Aikman (11)	Charlie Williams (3)
Jason Garrett (5)	SS Darren Woodson
RB Emmitt Smith	FS Omar Stoutinre (12)
FB Daryl Johnston	George Teague (4)
K Richie Cunningham	P Toby Gowin

PRO BOWLERS IN BOLD	
WR Billy Davis	LE Kavka Pittman
LT Larry Allen	LT Leon Lett
LG Nate Newton	RT Chad Hennings
C Clay Shiver (9)	RE Greg Ellis
Michael Kiseiak (7)	LLB Randall Godfrey
RG Flozell Adams (10)	MLB Fred Strickland
Everett McIver (6)	RLB Dexter Coakley
RT Eric Williams	LCB Kevin Smith (12)
TE David LaFleur	Kevin Mathis (4)
WR Michael Irvin	RCB Deion Sanders (11)
QB Troy Aikman (11)	Charlie Williams (3)
Jason Garrett (5)	SS Darren Woodson
RB Emmitt Smith	FS Omar Stoutinre (12)
FB Daryl Johnston	George Teague (4)
K Richie Cunningham	P Toby Gowin

2-Pt Conversions: Cowboys 0-2; Opponents 2-2
COWBOYS 21 17 4 0 39/35 40/40 1 381
Opponents 10 21 1* 2 16/19 29/30 #275

a 59 yard punt return @ N.Y. Giants (9/21)
71 yard interception return @ N.Y. Giants (9/21)
69 yard punt return @ Philadelphia (11/2)
b 15 yard fumble return vs. Arizona (9/6)
+ tackled Araguz in end zone vs. Oakland (9/27)
* Adams 25 yard interception return vs. Seattle (11/22)
# Aikman intentional grounding in end zone @ New Orleans. (12/6)

PASSING	ATT	COMP	YDS	PCT	ATT	PCT	TD	INT	INT	LG	SKS/YDS	RATING
Aikman	315	187	2,330	59.4	7.40	12	3.8	5	1.6	67	9/58	88.5
Garrett	158	91	1,206	57.6	7.63	5	3.2	3	1.9	80	10/52	84.5
Quinn	1	1	10	100.0	10.00	0	0.0	0.0	0.0	10	0/0	108.3
COWBOYS	474	279	3,546	58.9	7.48	17	3.6	8	1.7	80	19/110	87.2
Opponents	553	290	3,767	52.4	6.81	21	3.8	14	2.5	89	34/222	76.3



# 1999 ★ DALLAS COWBOYS STATISTICS ★ 1999

STAFF PLAYERS 2013 SEASON RECORDS PLAYOFF RECORDS 1999 STATISTICS SIDELINES

SECOND PLACE, NFC EAST HEAD COACH: CHAN GAILEY		
PRESEASON (1-4)		
Date	W/L	Score Opponent
8/9	L	17-20 @ Canton (OT) 25,156
8/15	L	3-10 @ Oakland 35,909
8/21	L	14-34 @ New England 50,816
8/29	W	22-12 DENVER 61,893
9/2	L	6-27 JACKSONVILLE 58,872
REGULAR SEASON (8-8)		
9/12	W	41-35 @ Wash. (OT) 79,237
9/20	W	24-7 ATLANTA 63,663
9/26	W	35-7 ARIZONA 64,169
10/10	L	10-13 @ Philadelphia 66,669
10/18	L	10-13 @ N.Y. Giants 78,204
10/24	W	38-20 WASHINGTON 64,377
10/31	L	24-34 @ Indianapolis 56,860
11/8	L	17-27 @ Minnesota 64,111
11/14	W	27-13 GREEN BAY 64,634
11/21	L	9-13 @ Arizona 72,015
11/25	W	20-0 MIAMI 64,328
12/5	L	6-13 @ New England 59,444
12/12	W	20-10 PHILADELPHIA 64,086
12/19	L	21-22 N.Y. JETS 64,271
12/24	L	24-31 @ New Orleans 47,835
1/2/00	W	26-18 N.Y. GIANTS 63,767
1999 NFC WILD CARD GAME		
1/9/00	L	10-27 @ Minnesota 64,056

TEAM STATISTICS	DALLAS	OPP
FIRST DOWNS	295	266
Rushing	129	81
Passing	139	154
Penalty	27	31
Third Down-Made/Att	77/219	71/221
Third Down Efficiency	35.2	32.1
Fourth Down-Made/Att	6/17	4/9
TOTAL NET YARDS	5,178	4,840
Avg. Per Game	323.6	302.5
Total Plays	1,024	997
Avg. Per Play	5.1	4.9
NET YARDS RUSHING	2,051	1,442
Avg. Per Game	128.2	90.1
Total Rushes	493	417
Avg. Per Rush	4.2	3.5
NET YARDS PASSING	3,127	3,398
Avg. Per Game	195.4	212.4
Sacked/Yards Lost	24/151	35/217
Gross Yards	3,278	3,615
Attempts/Completions	507/295	545/297
Pct. of Completions	58.2	54.5
Had Intercepted	13	24
PUNTS/AVERAGE	81/43.2	93/41.2
Net Punting Average	35.1	34.2
PUNT RET./AVG.	41/10.7	43/10.7
KICKOFF RET./AVG.	58/23.8	62/20.3
INT./AVG. RET.	24/18.4	13/7.7
PENALTIES/YARDS	136/196	107/862
FUMBLES/BALL LOST	22/10	23/9
TOUCHDOWNS	42	28
Rushing	16	6
Passing	20	19
Returns	6	3
EXTRA POINT/ATTEMPTS	41/41	27/28
Kicking Made-Attempts	41/41	24/24
Passing Made-Attempts	0/0	0/0
Rushing Made-Attempts	0/0	2/3
FIELD GOALS/ATTEMPTS	19/31	26/33
AVG TIME OF POSS.	31:51	28:09

RUSHING	ATT	YDS	AVG	LG	TD
E. Smith	329	1,397	4.2	63t	11
Warren	99	403	4.1	25	2
Ismail	13	110	8.5	27t	1
Chancey	14	57	4.1	11	0
Thomas	8	35	4.4	10	0
Bjornson	1	20	20.0	20t	1
Garrett	6	12	2.0	9	0
Aikman	21	10	0.5	7	1
Tucker	1	8	8.0	8	0
Mills	1	-1	-1.0	-1	0
COWBOYS	493	2,051	4.2	63t	16
Opponents	417	1,442	3.5	37	6

RECEIVING	NO	YDS	AVG	LG	TD
Ismail	80	1,097	13.7	76t	6
LaFleur	35	322	9.2	25	7
Warren	34	224	6.6	24	0
Mills	30	325	10.8	36	0
E. Smith	27	119	4.4	14t	2
Tucker	23	439	19.1	90t	2
Ogden	12	144	12.0	25	0
Irvin	10	167	16.7	37t	3
Bjornson	10	131	13.1	32	0
Thomas	10	64	6.4	13	0
McGarity	7	70	10.0	18	0
Brazzell	5	114	22.8	53	0
Lucky	5	25	5.0	8	0
Sanders	4	24	6.0	9	0
Lester	2	9	4.5	6	0
Johnston	1	4	4.0	4	0
COWBOYS	295	3,278	11.1	90t	20
Opponents	297	3,615	12.2	71	19

USUAL STARTERS			
WR	Raghib Ismail	LE	Kavika Pittman
LT	Flozell Adams	LT	Alonzo Spellman
LG	Larry Allen (11)	RT	Chad Hennings
	Solomon Page (5)	RE	Greg Ellis
C	Mark Stepnoski	LLB	Darren Hambrick
RG	Everett McIver	MLB	Randall Godfrey
RT	Eric Williams	RLB	Dexter Coakley
TE	David LaFleur	LCB	Kevin Smith (6)
TE	Wm Ernie Mills (5)		Kevin Mathis (4)
	Michael Irvin (4)	RCB	Deion Sanders (14)
	Jason Tucker (3)		Charlie Williams (2)
QB	Troy Aikman	SS	Darren Woodson
RB	Emmitt Smith	FS	George Teague
FB	Robert Thomas	P	Toby Gowin
K	Richie Cunningham (12)		
	Eddie Murray (4)		

*Pro Bowlers in Bold*

PUNTING	NO	YDS	AVG	TB	IN20	LG	BL	NET
Gowin	81	3,500	43.2	10	24	64	0	35.1
COWBOYS	81	3,500	43.2	10	24	64	0	35.1
Opp.	93	3,836	41.2	11	17	59	1	34.2

PUNT RETURNS	NO	FC	YDS	AVG	LG	TD
Sanders	30	1	344	11.5	76	1
Tucker	4	2	52	13.0	41	0
Ogden	4	2	28	7.0	10	0
McGarity	3	4	16	5.3	9	0
COWBOYS	41	9	440	10.7	76	1
Opponents	43	14	459	10.7	85t	1

KICKOFF RETURNS	NO	YDS	AVG	LG	TD
Tucker	22	613	27.9	79	0
Mathis	18	408	22.7	37	0
Ogden	12	252	21.0	29	0
Sanders	4	87	21.8	31	0
Noble	1	9	9.0	9	0
Coakley	1	3	3.0	3	0
COWBOYS	58	1,372	23.7	79	0
Opponents	62	1,259	20.3	32	0

SCORE BY QUARTERS	1	2	3	4	OT	T
COWBOYS	87	92	80	87	6	352
Opponents	28	56	76	116	0	276

FIELD GOALS	11-19	20-29	30-39	40-49	50+
Cunningham	0-0	4-6	5-6	3-9	0-1
Murray	0-0	3-3	3-4	1-2	0-0
COWBOYS	0-0	7-9	8-10	4-11	0-1
Opponents	0-0	8-8	11-11	7-13	0-1

SCORING	TDR	TDP	2PI	FG	PAT	S	TP
E. Smith	11	2	0	0	0/0	0/0	78
Cunningham	0	0	0	0	12/22	31/31	67
Ismail	1	6	0	0	0/0	0/0	42
LaFleur	0	7	0	0	0/0	0/0	42
Murray	0	0	0	0	7/9	10/10	31
Irvin	0	3	0	0	0/0	0/0	18
Ellis	0	0	2a	0	0/0	0/0	12
Teague	0	0	2b	0	0/0	0/0	12
Tucker	0	2	0	0	0/0	0/0	12
Warren	2	0	0	0	0/0	0/0	12
Aikman	1	0	0	0	0/0	0/0	6
Bjornson	1	0	0	0	0/0	0/0	6
Coakley	0	0	1c	0	0/0	0/0	6
Sanders	0	0	1d	0	0/0	0/0	6
Hambrick	0	0	0	0	0/0	0/1 + 2	
COWBOYS	16	20	6	0	19/31	41/41	1,352
Opponents	6	19	3*	0	26/33	24/24	0

2-Pt Conversions: Cowboys 0-0; Opponents 3-4  
 a 87 yard interception return vs. Atlanta (9/20)  
 b 32 yard interception return vs. Arizona (10/3)  
 c 46 yard interception return vs. Miami (11/25)  
 d 70 yard punt return vs. Washington (10/24)  
 + Forced punter out of end zone @ Arizona (11/21)  
 \* Barber 85-yard punt return @ N.Y. Giants (10/18)  
 Wilkins fumble recovery in end zone @ Indianapolis (10/31)  
 Weary 58 yard fumble return @ N.O. (12/24)

PASSING	ATT	COMP	YDS	PCT	ATT	TD	INT	INT	LG	SKS/YDS	RATING	
Aikman	442	263	2,964	59.5	6.71	17	3.8	12	2.7	90t	19/130	81.1
Garrett	64	32	314	50.0	4.90	3	4.7	1	1.6	37t	5/21	73.3
Sanders	1	0	0	0.0	0.00	0	0.0	0	0.0	0/0	0/0	39.6
COWBOYS	507	295	3,278	58.2	6.47	20	3.9	13	2.6	90t	24/151	80.0
Opponents	545	297	3,615	54.5	6.63	19	3.5	24	4.4	71	35/217	68.4

# 2000 ★ DALLAS COWBOYS STATISTICS ★ 2000

STAFF

PLAYERS

2013 SEASON

RECORDS

PLAYOFF RECORDS

2000 STATISTICS

SIDELINES

## FOURTH PLACE, NFC EAST HEAD COACH: DAVE CAMPO

### PRESEASON (0-5)

Date	W/L	Score	Opponent	Att.
7/30	L	10-38	PITTSBURGH	56,391
8/5	L	9-20	Atlanta @ Tokyo	42,178
8/13	L	20-21	OAKLAND	56,878
8/19	L	23-36	@ Denver	76,632
8/24	L	17-24	ST. LOUIS	57,261

### REGULAR SEASON (5-11)

9/3	L	14-41	PHILADELPHIA	62,872
9/10	L	31-32	@ Arizona	66,009
9/18	W	27-21	@ Washington	84,431
9/24	L	24-41	SAN FRANCISCO	64,127
10/1	W	16-13	@ Carolina (OT)	73,310
10/8			- Bye -	
10/15	L	14-19	@ N.Y. Giants	78,189
10/22	W	48-7	ARIZONA	62,981
10/29	L	17-23	JACKS'VL (OT)	63,554
11/5	L	13-16	@ Philadelphia (OT)	65,636
11/12	W	23-6	CINCINNATI	62,170
11/19	L	0-27	@ Baltimore	69,416
11/23	L	15-27	MINNESOTA	63,878
12/3	L	7-27	@ Tampa Bay	65,621
12/10	W	32-13	WASHINGTON	63,667
12/17	L	13-17	N.Y. GIANTS	61,311
12/25	L	0-31	@ Tennessee	68,498

### TEAM STATISTICS

	DALLAS	OPP
FIRST DOWNS	276	309
Rushing	116	137
Passing	128	145
Penalty	32	27
Third Down-Made/Att	70/195	84/208
Third Down Efficiency	35.9	40.4
Fourth Down-Made/Att	10/18	8/18
TOTAL NET YARDS	4,475	5,329
Avg. Per Game	279.7	333.1
Total Plays	943	1,021
Avg. Per Play	4.7	5.2
NET YARDS RUSHING	1,953	2636
Avg. Per Game	122.1	164.8
Total Rushes	463	538
Avg. Per Rush	4.2	4.9
NET YARDS PASSING	2,522	2,693
Avg. Per Game	157.6	168.3
Sacked/Yards Lost	35/249	26/189
Gross Yards	2,771	2,882
Att./Completions	445/255	458/277
Completion Pct.	57.3	60.5
Had Intercepted	21	16
PUNTS/AVERAGE	68/41.9	70/40.5
Net Punting Avg.	35.4	33.3
PENALTIES/YARDS	108/963	108/999
FUMBLES/BALL LOST	31/18	23/9
TOUCHDOWNS	31	41
Rushing	15	17
Passing	14	20
Returns	2	4
EXTRA POINT/ATTEMPTS	29/31	37/40
Kicking Made-Attempts	27/27	37/37
Passing Made-Attempts	2/3	0/1
Rushing Made-Attempts	0/1	0/2
FIELD GOALS/ATTEMPTS	25/33	26/31
AVG TIME OF POSS.	28:40	31:20

RUSHING	ATT	YDS	AVG	LG	TD
E. Smith	294	1,203	4.1	52	9
Warren	59	254	4.3	32	2
Cunningham	23	89	3.9	19	1
Wiley	24	88	3.7	11	0
Ismail	8	73	9.1	37	0
Thomas	15	51	3.4	9	0
McGarity	6	49	8.2	22	1
Tucker	4	42	10.5	17	1
Wright	12	36	3.0	19	0
T. Hambrick	6	28	4.7	13	0
Coakley	1	26	26.0	26	0
Aikman	10	13	1.3	5	0
Seder	1	1	1.0	1	1
COWBOYS	463	1,953	4.2	52	15
Opponents	538	2,636	4.9	70	17

RECEIVING	NO	YDS	AVG	LG	TD
McKnight	52	926	17.8	48	2
Harris	39	306	7.8	21	5
Warren	31	302	9.7	76	1
Ismail	25	350	14.0	44	1
McGarity	25	250	10.0	25	0
Thomas	23	117	5.1	14	2
Wiley	14	72	5.1	15	1
Tucker	13	126	9.7	18	0
LaFleur	12	109	9.1	19	1
E. Smith	11	79	7.2	19	0
Galloway	4	62	15.5	22	1
Hodge	4	60	15.0	20	0
Brazzell	2	12	6.0	10	0
COWBOYS	255	2,771	10.9	76	14
Opponents	277	2,882	10.4	68	19

INTERCEPTIONS	NO	YDS	AVG	LG	TD
Sparks	5	59	11.8	43	0
Reese	2	60	30.0	46	0
Nguyen	2	31	15.5	24	0
Woodson	2	12	6.0	12	0
McNeil	2	4	2.0	4	0
Wortham	2	1	0.5	1	0
C. Williams	1	0	0.0	0	0
COWBOYS	16	167	10.4	46	0
Opponents	21	179	8.5	42	3

PUNTING NO	YDS	AVG	TBIN20	LG	BL	NET
Knorr	58	2,485	42.8	8	12	60
Cantrill	10	367	36.7	0	3	40
COWBOYS	68	2,852	41.9	8	15	60
Opp.	70	2,838	40.5	7	22	63

PUNT RETURNS NO	FC	YDS	AVG	LG	TD
McGarity	30	9	353	11.8	64
Tucker	4	5	9	2.3	8
Galloway	1	0	2	2.0	2
COWBOYS	35	14	364	10.4	64
Opponents	29	18	282	9.7	54

KICKOFF RETURNS NO	YDS	AVG	LG	TD
Tucker	51	1,099	21.5	90
Wiley	13	303	23.3	38
LaFleur	2	21	10.5	13
Santiago	1	13	13.0	13
Goodrich	1	12	12.0	12
Noble	1	8	8.0	8
Larrimore	0	0	0.0	0
COWBOYS	69	1,456	21.1	90
Opponents	56	1,205	21.5	42

SCORE BY QUARTERS	1	2	3	4	OT	T
COWBOYS	51	92	73	75	3	294
Opponents	61	101	84	106	9	361

FIELD GOALS	11-19	20-29	30-39	40-49	50+
Seder	2-2	5-6	9-11	9-13	0-1
COWBOYS	2-2	5-6	9-11	9-13	0-1
Opponents	2-2	9-9	9-9	4-9	2-2

Seder: (34.38), (44), (32.38), (40), (27.45M, 24), (1), (32.23), (19), (48.27), (39M, 44M, 43.35, 42.51M), (46M), (37.26M, 43.36), (34M), (33.19, 47M, 20.43), (47.43), (1)  
Opponents: (33.37), (19.54, 35.51), (1), (38.47), (39.23), (24.20), (1), (42.49B), (40M, 34.34.32), (22.37), (25.47M, 19), (49.29), (28.25), (1), (45B, 40M, 44), (21)

SCORING	TD	DP	TDRI	2Pt	FG	PA	TP
Seder	1	0	0	0	25/33	27	20
E. Smith	9	0	0	0	0/0	0/0	54
Harris	0	5	0	1	0/0	0/0	32
McGarity	1	0	2a	0	0/0	0/0	18
Warren	2	1	0	0	0/0	0/0	18
McKnight	0	2	0	0	0/0	0/0	12
Thomas	0	2	0	0	0/0	0/0	12
Ismail	0	1	0	1	0/0	0/0	8
Cunningham	1	0	0	0	0/0	0/0	6
Galloway	0	1	0	0	0/0	0/0	6
LaFleur	0	1	0	0	0/0	0/0	6
Tucker	1	0	0	0	0/0	0/0	6
Wiley	0	1	0	0	0/0	0/0	6
Reese	0	0	0	0	0/0	0/0	2

COWBOYS	15	14	2	2	25/33	27/27	1	294
Opponents	17	20	4*	0	26/31	37/37	0	361

2-Pt Conversions: Cowboys 2-4; Opponents 0-3

- a 64-yard punt return @ Arizona (9/10);
- 59-yard punt return vs. Arizona (10/22)
- \* Trotter 27-yard interception return vs. Philadelphia (9/3)
- Kelly 9 interception return @ Tampa Bay (12/3)
- Ford 30 fumble return @ Tennessee (12/25)
- Bulluck 8 interception return @ Tennessee (12/25)
- \* Tackled punter in end zone @ Carolina (10/1)

### USUAL STARTERS

WR	Raghib Ismail (9)	LE	Greg Ellis
	Jason Tucker (7)	LT	Chad Hennings (8)
LT	Flozell Adams	RB	Brandon Noble (8)
LG	Larry Allen	RT	Leon Lett (7)
C	Mark Stepanoski (11)	QB	Michael Myers (7)
	Ben Fricke (5)	RE	Alonzo Spellman
RG	Solomon Page	LLB	Darren Hambrick
RT	Erik Williams	MLB	Barron Wortham (11)
TE	David LaFleur (10)	DLB	Dexter Coakley
	Jackie Harris (6)	RCB	Phillips Sparks (11)
WR	James McKnight	LCB	Philippi Sparks (11)
QB	Troy Aikman (11)	SS	Darren Larrimore (4)
	Randal Cunningham (3)	RCB	Ray McNeil
RB	Ermitt Smith	SS	Darren Woodson (11)
FB	Robert Thomas	FS	Greg Myers (5)
K	Tim Seder	FS	George Teague (9)
			Izell Reese (7)
		P	Micha Knorr

*Pro Bowlers in Bold*

PASSING	ATT	COMP	YDS	PCT	AVG	TD	INT	PCT	PCT	INT	LG	SKS/YDS	RATING
Aikman	262	156	1,632	59.5	6.23	7	2.7	14	5.3	48	13/91	64.3	
Cunningham	125	74	849	59.2	6.79	6	4.8	4	3.2	76	8/45	82.4	
Wright	53	22	237	41.5	4.47	0	0.0	3	5.7	46	12/92	31.7	
Stoerner	5	3	53	60.0	10.60	1	20.0	0	0.0	29	2/21	135.8	
COWBOYS	445	255	2,771	57.3	6.23	14	3.1	21	4.7	76	35/249	66.6	
Opponents	458	277	2,882	60.5	6.29	20	4.4	16	3.5	68	26/189	78.7	



# 2001 ★ DALLAS COWBOYS STATISTICS ★ 2001

STAFF PLAYERS 2013 SEASON RECORDS 2001 PLAYOFF RECORDS STATISTICS SIDELINES

## FIFTH PLACE, NFC EAST HEAD COACH: DAVE CAMPO

PRESEASON (2-3)			
Date	W/L	Score	Opponent
8/4	L	14-21	@ Oakland
8/11	L	6-20	DENVER
8/18	L	10-16	@ New Orleans
8/27	W	21-6	Oak. @ Mexico City
8/30	W	27-17	JACKSONVILLE
REGULAR SEASON (5-11)			
9/9	L	6-10	TAMPA BAY
9/23	L	21-32	SAN DIEGO
9/30	L	18-40	@ Philadelphia
10/7	L	21-28	@ Oakland
10/15	W	9-7	WASHINGTON
10/21			- Bye -
10/28	W	17-3	ARIZONA
11/4	L	24-27	@ N.Y. Giants (OT)
11/11	L	13-20	@ Atlanta
11/18	L	3-36	PHILADELPHIA
11/22	L	24-26	DENVER
12/2	W	20-14	@ Washington
12/9	W	20-13	N.Y. GIANTS
12/16	L	3-29	@ Seattle
12/23	L	10-17	@ Arizona
12/30	W	27-21	SAN FRANCISCO
1/6/02	L	10-15	@ Detroit

TEAM STATISTICS	DALLAS	OPP
FIRST DOWNS	247	272
Rushing	114	90
Passing	110	160
Penalty	23	22
Third Down-Made/Att	71/215	76/214
Third Down Efficiency	33.0	35.5
Fourth Down-Made/Att	4/16	8/15
TOTAL NET YARDS	4,402	4,599
Avg. Per Game	275.1	287.4
Total Plays	952	985
Avg. Per Play	4.6	4.7
NET YARDS RUSHING	2,184	1,710
Avg. Per Game	136.5	106.9
Total Rushes	505	472
Avg. Per Rush	4.3	3.6
NET YARDS PASSING	2,218	2,889
Avg. Per Game	138.6	180.6
Sacked/Yards Lost	34/190	24/130
Gross Yards	2,408	3,019
Att./Completions	413/210	489/287
Completion Pct.	50.8	58.7
Had Interception	20	9
PUNTS/AVERAGE	81/38.7	79/41.7
Net Punting Avg.	31.1	34.5
PUNT RET./AVG.	41/12.0	38/13.0
KICKOFF RET./AVG.	64/23.1	54/21.6
INT./AVG. RET.	9/21.2	20/17.2
PENALTIES/YARDS	92/744	69/634
FUMBLES/BALL LOST	25/14	29/16
TOUCHDOWNS	26	37
Rushing	8	12
Passing	14	20
Returns	4	5
EXTRA POINT/ATTEMPTS	24/26	33/37
Kicking Made-Attempts	24/24	33/34
Passing Made-Attempts	0/2	0/3
Rushing Made-Attempts	0/0	0/0
FIELD GOALS/ATTEMPTS	22/33	27/36
AVG TIME OF POSS.	30.13	29.47

RUSHING	ATT	YDS	AVG	LG	TD
E. Smith	261	1,021	3.9	44	3
T. Hambrick	113	579	5.1	80	2
Wiley	34	247	7.3	58	0
Carter	45	150	3.3	17	1
Wright	17	57	3.4	12	0
Thomas	6	40	6.7	24	0
Galloway	3	32	10.7	16	0
Ismail	8	31	3.9	11	0
Stoerner	9	27	3.0	13	1
Seder	1	8	8.0	8t	1
Chiaverini	1	3	3.0	3	0
Knorr	1	0	0.0	0	0
Taylor	1	0	0.0	0	0
Swinton	1	-4	-4.0	-4	0
Leaf	4	-7	-1.8	0	0
<b>COWBOYS</b>	<b>505</b>	<b>2,184</b>	<b>4.3</b>	<b>80</b>	<b>8</b>
<b>Opponents</b>	<b>472</b>	<b>1,710</b>	<b>3.6</b>	<b>48</b>	<b>12</b>

RECEIVING	NO	YDS	AVG	LG	TD
Ismail	53	834	15.7	80t	2
Galloway	52	699	13.4	47t	3
E. Smith	17	116	6.8	22	0
Wiley	16	99	6.2	17	1
Harris	15	141	9.4	28	2
Lucky	13	96	7.4	16	1
Chiaverini	10	107	10.7	21	2
Huggins	8	36	4.5	10	0
Swinton	7	117	16.7	45t	1
McCarthy	6	45	7.5	11t	1
Thomas	5	19	3.8	6	1
Hambrick	4	62	15.5	27	0
Rambo	3	28	9.3	14	0
Witherspoon	1	9	9.0	9	0
<b>COWBOYS</b>	<b>210</b>	<b>2,408</b>	<b>11.5</b>	<b>80t</b>	<b>14</b>
<b>Opponents</b>	<b>287</b>	<b>3,019</b>	<b>10.5</b>	<b>78</b>	<b>20</b>

USUAL STARTERS			
WR	Raghib Ismail	LE	Greg Ellis
LT	Flozell Adams	NT	Brandon Noble
LG	<b>Larry Allen</b>	DT	Mike Myers
C	Mark Stepnoski	RE	Peppi Zellner
RG	Kelvin Garmon	WLB	<b>Dexter Coakley</b>
RT	Solomon Page	MLB	Dat Nguyen
TE	Jackie Harris (12)	SLB	Markus Steele (10)
	Mike Lucky (4)		Darren Hambrick (5)
WR	Joey Galloway	RCB	Mario Edwards
QB	Quincy Carter (8)	LCB	Duane Hawthorne
	Ray Leak (3)		(11) Izell Reese (3)
	Anthony Wright (3)	SS	Darren Woodson
	Clint Stoerner (2)	FS	George Teague
RB	Ermitt Smith	P	Micah Knorr
FB	Troy Hambrick (9)		
	Robert Thomas (5)		
K	Tim Hilbert (8)		
	Tim Seder (8)		

PUNTING	NO	YDS	AVG	TB	IN20	LG	BL	NET
Knorr	78	3,135	40.2	6	25	57	3	31.1
<b>COWBOYS</b>	<b>81</b>	<b>3,135</b>	<b>38.7</b>	<b>6</b>	<b>25</b>	<b>57</b>	<b>3</b>	<b>31.1</b>
<b>Opponents</b>	<b>79</b>	<b>3,298</b>	<b>41.7</b>	<b>4</b>	<b>29</b>	<b>62</b>	<b>0</b>	<b>34.4</b>

PUNT RETURNS	NO	FC	YDS	AVG	LG	TD
Swinton	31	8	414	13.4	65t	1
McCarthy	6	2	38	6.3	17	0
Rambo	2	0	15	7.5	13	0
Ismail	1	3	20	20.0	20	0
Galloway	1	0	6	6.0	6	0
<b>COWBOYS</b>	<b>41</b>	<b>13</b>	<b>493</b>	<b>12.0</b>	<b>65t</b>	<b>1</b>
<b>Opponents</b>	<b>38</b>	<b>18</b>	<b>493</b>	<b>13.0</b>	<b>74</b>	<b>0</b>

KICKOFF RETURNS	NO	YDS	AVG	LG	TD
Swinton	56	1,327	23.7	77	0
Wiley	4	90	22.5	40	0
Rambo	2	30	15.0	19	0
Larrimore	1	22	22.0	22	0
Evans	1	7	7.0	7	0
<b>COWBOYS TOT.</b>	<b>64</b>	<b>1,476</b>	<b>23.1</b>	<b>77</b>	<b>0</b>
<b>Opp. Totals</b>	<b>54</b>	<b>1,164</b>	<b>21.6</b>	<b>61</b>	<b>0</b>

FIELD GOALS	11-19	20-29	30-39	40-49	50+
Seder	0-0	5-5	3-5	3-6	0-1
Hilbert	0-0	3-3	6-6	2-7	0-0
<b>COWBOYS</b>	<b>0-0</b>	<b>8-8</b>	<b>9-11</b>	<b>5-13</b>	<b>0-1</b>
<b>Opponents</b>	<b>2-2</b>	<b>10-10</b>	<b>6-8</b>	<b>8-11</b>	<b>1-5</b>

PASSING	ATT	COMP	YDS	PCT	AVG	ATT	TD	PCT	INT	PCT	INT	LG	SKS	YDS	RATING
Carter	176	90	1,072	51.1	6.09	5	2.8	7	4.0	64t	12/56	63.0			
Wright	98	48	529	49.0	5.40	5	5.1	5	5.1	80t	5/30	61.1			
Leaf	88	45	494	51.1	5.61	1	1.1	3	3.4	38	12/82	57.7			
Stoerner	49	26	314	53.1	6.41	3	6.1	5	10.2	28	5/22	53.8			
Galloway	1	1	-1	100.0	-1.00	0	0.0	0	0.0	-1	0/0	79.2			
Knorr	1	0	0	0.0	0.00	0	0.0	0	0.0	0	0/0	39.6			
<b>COWBOYS</b>	<b>413</b>	<b>210</b>	<b>2,408</b>	<b>50.8</b>	<b>5.83</b>	<b>14</b>	<b>3.4</b>	<b>20</b>	<b>4.8</b>	<b>80t</b>	<b>34/190</b>	<b>59.9</b>			
<b>Opponents</b>	<b>489</b>	<b>287</b>	<b>3,019</b>	<b>58.7</b>	<b>6.17</b>	<b>20</b>	<b>4.1</b>	<b>9</b>	<b>1.8</b>	<b>78</b>	<b>24/130</b>	<b>82.7</b>			

2-Pt Conversions: Cowboys 0-2; Opponents 0-3  
 a 10-yard interception return vs. Arizona (10/28)  
 b 29-yard interception return @ N.Y. Giants (11/4)  
 c 71-yard interception return @ N.Y. Giants (11/4)  
 d 65-yard punt return vs. Denver (11/22)  
 e 100-yard interception return @ Philadelphia (9/30)  
 f Moore 50 fumble return vs. Philadelphia (11/18)  
 g 100-yard interception return vs. Philadelphia (11/18)  
 h Hampton 38 interception ret. vs. Philadelphia (11/18)  
 i Charlton 38 interception return @ Seattle (12/16)  
 j McKinnon 24 interception return @ Arizona (12/23)  
 k Swinton fumble punt out of end zone @ Seattle (12/16)

## 2002 ★ DALLAS COWBOYS STATISTICS ★ 2002

FOURTH PLACE, NFC EAST  
HEAD COACH: DAVE CAMPO

PRESEASON (3-1)			
Date	W/L	Score	Opponent
8/9	W	20-6	OAKLAND
8/17	W	19-16	@ Carolina
8/24	L	19-21	@ ATLANTA
8/29	W	28-25	@ Jacksonville
REGULAR SEASON (5-11)			
9/8	L	10-19	@ Houston
9/15	W	21-13	TENNESSEE
9/22	L	13-44	@ Philadelphia
9/29	W	13-10	@ St. Louis
10/6	L	17-21	N.Y. GIANTS
10/13	W	14-13	CAROLINA
10/20	L	6-9	@ Arizona (OT)
10/27	L	14-17	SEATTLE
11/3	L	7-9	@ Detroit
11/10			- Bye -
11/17	L	3-20	@ Indianapolis
11/24	W	21-19	JACKSONVILLE
11/28	W	27-20	WASHINGTON
12/8	L	27-31	SAN FRANCISCO
12/15	L	7-37	@ N.Y. Giants
12/21	L	3-27	PHILADELPHIA
12/29	L	14-20	@ Washington

TEAM STATISTICS	DALLAS	OPP
FIRST DOWNS	237	291
Rushing	87	90
Passing	129	178
Penalty	21	23
Third Down-Made/Att.	50/208	92/246
Third Down Efficiency	24.0%	37.4%
Fourth Down-Made/Att.	4/12	9/11
TOTAL NET YARDS	4,375	5,267
Avg. Per Game	273.4	329.2
Total Plays	948	1,079
Avg. Per Play	4.6	4.9
NET YARDS RUSHING	1,754	1,818
Avg. Per Game	109.6	116.6
Total Rushes	423	481
Avg. Per Rush	4.1	3.8
NET YARDS PASSING	2,621	3,449
Avg. Per Game	163.8	215.6
Sacked/Yards Lost	54/399	24/137
Gross Yards	3,020	3,586
Attempts/Completions	471/252	574/334
Pct. of Completions	53.5	58.2
Had Intercepted	16	19
PUNTS/AVERAGE	113/40.4	94/41.4
Net Punting Average	33.0	36.0
PUNT RET./AVG.	39/8.3	58/11.0
KICKOFF RET./AVG.	68/22.4	48/22.8
INT./AVG. RET.	19/11.9	16/15.8
PENALTIES/YARDS	105/974	119/919
FUMBLES/BALL LOST	33/18	23/11
TOUCHDOWNS	26	35
Rushing	7	10
Passing	14	22
Returns	5	3
EXTRA POINTS/ATTEMPTS	25/26	34/35
TWO POINT CONV./ATTS.	0/0	0/0
FIELD GOALS/ATTEMPTS	12/19	27/38
AVG. TIME OF POSS.	28:04	31:56

SCORE BY QUARTERS	1	2	3	4	OT	T
COWBOYS	23	47	51	96	0	217
Opp. Totals	55	103	48	120	3	329

RUSHING	ATT	YDS	AVG	LG	TD
Smith	254	975	3.8	30t	5
Hambrick	79	317	4.0	18	1
Wiley	22	168	7.6	46t	1
Carter	27	91	3.4	16	0
Hutchinson	18	74	4.1	18	0
Bryant	6	40	6.7	24	0
Galloway	4	31	7.8	21	0
Thomas	10	31	3.1	14	0
Swinton	1	23	23.0	23	0
D. Scott	1	14	14.0	14	0
Knorr	1	-10	-10.0	-10	0
COWBOYS	423	1,754	4.1	46t	7
Opponents	481	1,818	3.8	60	10

RECEIVING	NO	YDS	AVG	LG	TD
Galloway	61	908	14.9	80t	6
Bryant	44	733	16.7	78t	6
McGee	23	294	12.8	58	1
D. Scott	22	218	9.9	17t	1
Hambrick	21	99	4.7	14	0
Whalen	17	152	8.9	33	0
Smith	16	89	5.6	17	0
Rambo	14	211	15.1	47	0
Wiley	13	144	11.1	31	0
Thomas	12	80	6.7	23	0
Swinton	7	63	9.0	16	0
Lucky	1	22	22.0	22	0
McKie	1	7	7.0	7	0
COWBOYS	252	3,020	12.0	80t	14
Opponents	334	3,586	10.7	65t	22

## INTERCEPTIONS

NO	YDS	AVG	LG	TD
Ro. Williams	5	90	18.0	85t
Ross	5	17	3.4	12
Edwards	2	29	14.5	29
Coakley	1	52	52.0	52t
Hunter	1	16	16.0	16
Hawthorne	1	15	15.0	15
Glover	1	7	7.0	7
Woodson	1	1	1.0	1
Ellis	1	0	0.0	0
Dixon	1	0	0.0	0

## COWBOYS

COWBOYS	19	227	11.9	85t	3
Opp. Totals	16	252	15.8	80t	1

## USUAL STARTERS

WR Antonio Bryant	LE Greg Ellis
LT Flozell Adams	NT Brandon Noble
LG Larry Allen (3)	DT <b>La Roi Glover</b>
Ross Tucker (7)	RE Ebenezer Ekuban
C Andre Gurode (6)	WLB Dexter Coakley
Tyson Walter (8)	MLB Dat Nguyen (8)
RG Kelvin Garmon (3)	KEith Adams (5)
Solomon Page (5)	SLB Kevin Hardy
Andre Gurode (8)	RCB Mario Edwards
RT Solomon Page (10)	LCB D. Hawthorne (4)
Javar Collins (4)	Derek Ross (1)
TE Tony McGee	SS Darren Woodson (10)
WR Joey Galloway	Tony Dixon (6)
QB Quincy Carter (7)	FS Roy Williams
Chad Hutchinson (9)	P Micah Knorr (8)
RB Emmitt Smith	Filip Filipovic (7)
FB Robert Thomas	
K Billy Cundiff	

Pro Bowlers in Bold

PUNTING	NO	YDS	AVG	TB	IN20	LG	BL	NET
Filipovic	65	2,640	40.6	6	14	60	1	31.5
Knorr	47	1,928	41.0	4	11	56	0	35.1
COWBOYS	112	4,568	40.4	10	25	60	1	33.0
Opponents	93	3,893	41.4	9	39	64	1	36.0

PUNT RETURNS	NO	FC	YDS	AVG	LG	TD
Swinton	19	9	141	7.4	26	0
Galloway	15	8	181	12.1	71	0
Rambo	5	2	3	0.6	4	0
COWBOYS	39	19	325	8.3	71	0
Opponents	58	20	637	11.0	52	0

KICKOFF RETURNS	NO	YDS	AVG	LG	TD
Swinton	28	697	24.9	100t	1
Dantzler	27	602	22.3	84t	1
Rambo	7	127	18.1	24	0
Wiley	4	62	15.5	27	0
Noble	2	33	16.5	17	0
COWBOYS	68	1,521	22.4	100t	2
Opp. Totals	48	1,095	22.8	47	0

FIELD GOALS	11-19	20-29	30-39	40-49	50+
Cundiff	0-0	3-3	5-7	4-8	0-1
COWBOYS	0-0	3-3	5-7	4-8	0-1
Opponents	0-0	5-7	10-11	9-14	3-6
Cundiff:	(33,42M);(1);(47,33);(35,48);(45M,32);(1);(49M);(1);(21,52M);(33M);(21,37M,42);(23,37,47M);(1);(42);(1)				
Opponents:	(42);(38,52);(51,20,32);(27,49M);(1);(44M,50,44);(41,53M,23,28M,51M,40);(20);(42,44,43);(23M,48,42M,32);(41M,31);(36B);(44M,55M,47);(38,35,31);(32,39);(22,38)				

SCORING	TDR	TD	TDR1	2Pt	FG	PAT	S	TP
Cundiff	0	0	0	0	12/19	25/25	0	61
Bryant	0	6	0	0	0/0	0/0	0	36
Galloway	0	6	0	0	0/0	0/0	0	36
Smith	5	0	0	0	0/0	0/0	0	30
Ro. Williams	0	2c	0	0	0/0	0/0	0	12
Coakley	0	0	1a	0	0/0	0/0	0	6
Dantzler	0	0	1d	0	0/0	0/0	0	6
Hambrick	1	0	0	0	0/0	0/0	0	6
McGee	0	1	0	0	0/0	0/0	0	6
D. Scott	0	1	0	0	0/0	0/0	0	6
Swinton	0	0	1b	0	0/0	0/0	0	6
Wiley	1	0	0	0	0/0	0/0	0	6

COWBOYS	7	14	5	0	12/19	25/25	0	217
Opponents	10	22	3*	0	27/38	34/35	23	329

2-Pt. Conversions: Cowboys 0-1. Opponents 0-0  
a- 52-yard interception return vs. Tennessee (9/15)

b- 100-yard kickoff return @ Philadelphia (9/22)

c- 5-yard interception return vs. Washington (11/28) 85-yard interception return @ Washington (12/29)

d- 84-yard kickoff return vs. San Francisco (12/8/02)

\* 50-yard Kenny Holmes fumble recovery @ N.Y. Giants (12/15)

80-yard Shawn Barber interception return vs. Philadelphia (12/21)  
Lavar Arrington fumble recovery in endzone @ Washington (12/29)

# Seth Payne sacked Quincy Carter in end zone @ Houston (9/8)

Rob Meier tackles Ross Tucker in end zone vs. Jacksonville (11/24)

PASSING	ATT	COMP	YDS	PCT	AVG	TD	PCT	PCT	INT	LG	SKS/YDS	RATING
Hutchinson	250	127	1,555	50.8	6.22	7	2.8	3.2	5.8	34/265	66.3	
Carter	221	125	1,465	56.6	6.63	7	3.2	8	3.6	80t/19/130	72.3	
Wiley	0	0	0	0.0	0.00	0	0.0	0	0.0	0	1/4	
COWBOYS	471	252	3,020	53.5	6.41	14	3.0	16	3.4	80t/54/399	69.1	
Opp. Totals	574	334	3,586	58.2	6.25	22	3.8	19	3.3	65t/24/137	75.6	



# 2003 ★ DALLAS COWBOYS STATISTICS ★ 2003

STAFF PLAYERS RECORDS PLAYOFF RECORDS STATISTICS SIDELINES

## SECOND PLACE, NFC EAST HEAD COACH: BILL PARCELLS

PRESEASON (2-2)			
Date	W/L	Score	Opponent
8/9	L	0-13	@ Arizona
8/15	W	34-6	HOUSTON
8/21	L	14-15	@ Pittsburgh
8/28	W	52-13	OAKLAND

REGULAR SEASON (10-6)			
Date	W/L	Score	Opponent
9/7	L	13-27	ATLANTA
9/15	W	35-32	@ N.Y. Giants (OT)
9/21			- Bye -
9/28	W	17-6	@ New York Jets
10/5	W	24-7	ARIZONA
10/12	W	23-21	PHILADELPHIA
10/19	W	38-7	@ Detroit
10/26	L	0-16	@ Tampa Bay
11/2	W	21-14	WASHINGTON
11/9	W	10-6	BUFFALO
11/16	L	0-12	@ New England
11/23	W	24-20	CAROLINA
11/27	L	21-40	MIAMI
12/7	L	10-36	@ Philadelphia
12/14	W	27-0	@ Washington
12/21	W	19-3	N.Y. GIANTS
12/28	L	7-13	@ New Orleans

2003 NFC WILD CARD GAME			
1/3/04	L	10-29	@ Carolina

TEAM STATISTICS			
	DALLAS	OPP	
<b>FAST DOWNS</b>	286	228	
Rushing	115	68	
Passing	149	127	
Penalty	22	33	
Third Down-Made/Att.	88/241	69/227	
Third Down Efficiency	36.5	30.4	
Fourth Down-Made/Att.	4/12	7/15	
<b>TOTAL NET YARDS</b>	5,161	4,056	
Avg. Per Game	322.6	253.5	
Total Plays	1,062	937	
Avg. Per Play	4.9	4.3	
<b>NET YARDS RUSHING</b>	1,999	1,425	
Avg. Per Game	124.9	89.1	
Total Rushes	515	413	
Avg. Per Rush	3.9	3.5	
<b>NET YARDS PASSING</b>	3,162	2,631	
Avg. Per Game	197.6	164.4	
Sacked/Yards Lost	37/185	32/189	
Gross Yards	3,347	2,820	
Attempts/Completions	510/294	492/239	
Pct. of Completions	57.6	48.6	
Had Intercepted	21	13	
<b>PUNTS/AVERAGE</b>	95/38.9	105/42.6	
Net Punting Average	34.6	37.5	
<b>PUNT RET./AVG.</b>	51/7.6	34/6.7	
<b>KICKOFF RET./AVG.</b>	60/21.5	66/21.9	
<b>INT./AVG. RET.</b>	13/14.1	21/13.6	
<b>PENALTIES/YARDS</b>	98/837	88/763	
<b>FUMBLES/BALL LOST</b>	26/8	24/12	
<b>TOUCHDOWNS</b>	31	28	
Rushing	11	7	
Passing	17	18	
Returns	3	3	
<b>EXTRA POINTS/ATTEMPTS</b>	30/31	23/26	
<b>TWO POINT CONV./ATTS</b>	0/0	2/2	
<b>FIELD GOALS/ATTEMPTS</b>	23/29	21/23	
<b>AVG. TIME OF POSS.</b>	32:34	27:26	

RUSHING	ATT	YDS	AVG	LG	TD
Hambrick	275	972	3.5	42	5
Anderson	70	306	4.4	19	1
Carter	68	257	3.8	19	2
Cason	40	220	5.5	63t	2
Murrell	28	107	3.8	17	0
Bickerstaff	19	56	2.9	9	1
Glenn	3	55	18.3	47	0
Galloway	4	22	5.5	10	0
Martin	4	7	1.8	3	0
Bryant	2	0	0.0	2	0
Hutchinson	2	-3	-1.5	-1	0
<b>COWBOYS</b>	<b>515</b>	<b>1,999</b>	<b>3.9</b>	<b>63t</b>	<b>11</b>
<b>Opponents</b>	<b>413</b>	<b>1,425</b>	<b>3.5</b>	<b>64t</b>	<b>7</b>

RECEIVING	NO	YDS	AVG	LG	TD
Anderson	69	493	7.1	37	4
Glenn	52	754	14.5	51t	5
Bryant	39	550	14.1	54	2
Witten	35	347	9.9	36t	1
Galloway	34	672	19.8	64	2
Campbell	20	195	9.8	23	1
Cason	17	142	8.4	28	0
Hambrick	17	99	5.8	13	0
Murrell	4	32	8.0	14	0
Smith	3	46	15.3	32	0
Martin	2	9	4.5	6	0
Robinson	2	8	4.0	5t	2
<b>COWBOYS</b>	<b>294</b>	<b>3,347</b>	<b>11.4</b>	<b>64</b>	<b>17</b>
<b>Opponents</b>	<b>239</b>	<b>2,820</b>	<b>11.8</b>	<b>76t</b>	<b>18</b>

INTERCEPTIONS	NO	YDS	AVG	LG	TD
Newman	4	23	5.8	25	0
Williams	2	69	34.5	39	0
Singleton	2	42	21.0	41t	1
Edwards	1	27	27.0	27t	1
Coakley	1	24	24.0	24	0
Hunter	1	0	0.0	0	0
Ross	1	0	0.0	0	0
Woodson	1	-2	-2.0	-2	0
<b>COWBOYS</b>	<b>13</b>	<b>183</b>	<b>14.1</b>	<b>41t</b>	<b>2</b>
<b>Opponents</b>	<b>21</b>	<b>285</b>	<b>13.6</b>	<b>70</b>	<b>1</b>

SCORE BY QUARTERS						
	1	2	3	4	OT	T
<b>COWBOYS</b>	72	106	57	51	3	289
<b>Opponents</b>	52	69	70	69	0	260

USUAL STARTERS					
WR	Joey Galloway	RE	Ebenazer Ekuban	LT	Flozell Adams
LT	Flozell Adams	RT	La'Ro Glover	LG	Larry Allen
LG	Larry Allen	LE	Willie Blade	C	Matt Lehr
C	Matt Lehr	LE	Greg Ellis	RG	Andre Gurode
RG	Andre Gurode	SLB	Al Singleton	RT	Ryan Young (7)
RT	Ryan Young (7)	MLB	Dat Nguyen	RB	Kurt Vollers (8)
RB	Kurt Vollers (8)	WLB	Dexter Coakley	TE	Dan Campbell
TE	Dan Campbell	LCB	Terence Newman	WR	Terry Glenn
WR	Terry Glenn	RCB	Mario Edwards	DB	Quincy Carter
DB	Quincy Carter	SS	Darren Woodson	RB	Troy Hambrick
RB	Troy Hambrick	FS	Roy Williams	FB	Riche Anderson
FB	Riche Anderson	P	Toby Gowin	K	Billy Cundiff

*Pro Bowlers in Bold*

PUNTING	NO	YDS	AVG	TB IN20	LG	BL	NET
Cundiff	94	3,665	39.0	8	25	59	0 34.9
Gowin	1	32	32.0	1	0	32	0 12.0
<b>COWBOYS</b>	<b>95</b>	<b>3,697</b>	<b>38.9</b>	<b>9</b>	<b>25</b>	<b>59</b>	<b>0 34.6</b>
<b>Opp.</b>	<b>105</b>	<b>4,471</b>	<b>42.6</b>	<b>7</b>	<b>33</b>	<b>60</b>	<b>0 37.5</b>

PUNT RETURNS	NO	FC	YDS	AVG	LG	TD
Smith	30	13	212	7.1	46	0
Galloway	20	8	178	8.9	36	0
Swinton	1	3	0	0.0	0	0
<b>COWBOYS</b>	<b>51</b>	<b>24</b>	<b>390</b>	<b>7.6</b>	<b>46</b>	<b>0</b>
<b>Opponents</b>	<b>34</b>	<b>26</b>	<b>227</b>	<b>6.7</b>	<b>19</b>	<b>0</b>

KICKOFF RETURNS	NO	YDS	AVG	LG	TD
Smith	23	495	21.5	54	0
Ross	18	434	24.1	37	0
Cason	5	81	16.2	19	0
Bates	4	90	22.5	30	0
Swinton	3	65	21.7	25	0
Williams, Ra.	2	60	30.0	37t	1
Galloway	2	38	19.0	22	0
Bickerstaff	2	24	12.0	15	0
Ogboju	1	5	5.0	5	0
<b>COWBOYS</b>	<b>60</b>	<b>1,292</b>	<b>21.5</b>	<b>54</b>	<b>1</b>
<b>Opponents</b>	<b>66</b>	<b>1,448</b>	<b>21.9</b>	<b>63</b>	<b>0</b>

FIELD GOALS	11-19	20-29	30-39	40-49	50+
Cundiff	0-0	11-11	5-6	4-7	3-5
<b>COWBOYS</b>	<b>0-0</b>	<b>11-11</b>	<b>5-6</b>	<b>4-7</b>	<b>3-5</b>
<b>Opponents</b>	<b>0-0</b>	<b>9-9</b>	<b>7-7</b>	<b>4-5</b>	<b>1-2</b>

Cundiff: (33M);(37,49,53M,42,21,36,52,25);(26);(33,36);(51,22,28);(23);(41M);(1);(51);(1);(24,49M,44M);(1);(29);(50M,34,20);(24,42,21,49);(1);(1);(37,31);(30);(34,38);(1);(1);(24,26,50,48M);(1);(41,29);(23,26);(44,52M,34);(33,42);(22,21);(1);(45);(24,27)

SCORING	TD	TOP	TDRT	2Pt	FG	PAT	S	TP
Cundiff	0	0	0	0	23/29	30/31	0	99
Anderson	1	4	0	0	0/0	0/0	0	30
Glenn	0	5	0	0	0/0	0/0	0	30
Hambrick	5	0	0	0	0/0	0/0	0	30
Bryant	2	0	0	0	0/0	0/0	0	12
Carter	2	0	0	0	0/0	0/0	0	12
Cason	2	0	0	0	0/0	0/0	0	12
Galloway	0	2	0	0	0/0	0/0	0	12
Robinson	0	2	0	0	0/0	0/0	0	12
Bickerstaff	1	0	0	0	0/0	0/0	0	6
Campbell	0	1	0	0	0/0	0/0	0	6
Edwards	0	1	0	0	0/0	0/0	0	6
Singleton	0	0	1	0	0/0	0/0	0	6
Williams, Ra.0	0	0	1	0	0/0	0/0	0	6
Witten	0	1	0	0	0/0	0/0	0	6
Coleman	0	0	0	0	0/0	0/0	1	2
Glover	0	0	0	0	0/0	0/0	1	2
<b>COWBOYS</b>	<b>11</b>	<b>17</b>	<b>3</b>	<b>0</b>	<b>23/29</b>	<b>30/31</b>	<b>2</b>	<b>289</b>
<b>Opponents</b>	<b>7</b>	<b>18</b>	<b>3</b>	<b>2</b>	<b>21/23</b>	<b>23/26</b>	<b>1</b>	<b>260</b>

2-Pt. Conversions: Cowboys 0-0, Opponents 2-2  
 a- 41-yard interception return at N.Y. Giants (9/15)  
 b- Sacked Jeff Blake in the endzone vs. Arizona (10/5)  
 c- Sacked Jeff Blake in the endzone vs. Arizona (10/5)  
 d- 38-yard kickoff return vs. Philadelphia (10/12)  
 e- 27-yard interception return at Detroit (10/19)  
 \* 29-yard Ralph Brown interception return @ N.Y. Giants (9/15)  
 f- 67-yard Dre Bly fumble return @ Detroit (10/19)  
 g- 34-yard Jason Taylor fumble return vs. Miami (11/27)  
 + Ball snapped through endzone @ Philadelphia (12/7)

PASSING	ATT	COMP	YDS	PCT	AVG	TD	PCT	PCT	LG	SKS/YDS	RATING	
Carter	505	292	3,302	57.8	6.54	17	3.4	21	4.2	64	37/185	71.4
Hutchinson	2	1	8	50.0	4.0	0	0.0	0	0.0	8	0/0	60.4
Cason	1	1	37	100.0	37.0	0	0.0	0	0.0	37	0/0	118.8
Anderson	1	0	0	0.0	0.0	0	0.0	0	0.0	0	0/0	39.6
Glenn	1	0	0	0.0	0.0	0	0.0	0	0.0	0	0/0	39.6
<b>COWBOYS</b>	<b>510</b>	<b>294</b>	<b>3,347</b>	<b>57.6</b>	<b>6.56</b>	<b>17</b>	<b>3.3</b>	<b>21</b>	<b>4.1</b>	<b>64</b>	<b>37/185</b>	<b>71.4</b>
<b>Opponents</b>	<b>492</b>	<b>239</b>	<b>2,820</b>	<b>48.6</b>	<b>5.73</b>	<b>18</b>	<b>3.7</b>	<b>13</b>	<b>2.6</b>	<b>76t</b>	<b>32/189</b>	<b>67.6</b>

# 2004 ★ DALLAS COWBOYS STATISTICS ★ 2004

STAFF

PLAYERS

2013 SEASON

RECORDS

PLAYOFF RECORDS

2004 STATISTICS

SIDELINES

## THIRD PLACE, NFC EAST HEAD COACH: BILL PARCELLS

PRESEASON (3-1)			
Date	W/L	Score	Opponent
8/14	L	0-18	@ Houston
8/21	W	21-20	@ Oakland
8/30	W	20-17	TENNESSEE
9/2	W	24-20	KANSAS CITY
REGULAR SEASON (6-10)			
9/12	L	17-35	@ Minnesota
9/19	W	19-12	CLEVELAND
9/27	W	21-18	@ Washington
10/3			- Bye -
10/10	L	10-26	N.Y. GIANTS
10/17	L	20-24	PITTSBURGH
10/24	L	20-41	@ Green Bay
10/31	W	31-21	DETROIT
11/7	L	3-26	@ Cincinnati
11/15	L	21-49	PHILADELPHIA
11/21	L	10-30	@ Baltimore
11/25	W	21-7	CHICAGO
12/6	W	43-39	@ Seattle
12/12	L	13-27	NEW ORLEANS
12/19	L	7-12	@ Philadelphia
12/26	W	13-10	WASHINGTON
1/2/05	L	24-28	@ N.Y. Giants

TEAM STATISTICS	DALLAS	OPP
FIRST DOWNS	296	297
Rushing	101	88
Passing	171	180
Penalty	24	29
Third Down-Made/Att.	78/214	75/192
Third Down Efficiency	36.4	39.1
Fourth Down-Made/Att.	9/17	2/7
TOTAL NET YARDS	5,197	5,285
Avg. Per Game	324.8	330.3
Total Plays	1,004	960
Avg. Per Play	5.2	5.5
NET YARDS RUSHING	1,769	1,764
Avg. Per Game	110.6	110.3
Total Rushes	449	425
Avg. Per Rush	3.9	4.2
NET YARDS PASSING	3,428	3,521
Avg. Per Game	214.3	220.1
Sacked/Yards Lost	36/208	33/197
Gross Yards	3,636	3,718
Attempts/Completions	519-308	502-310
Pct. of Completions	59.3	61.8
Had Intercepted	23	13
PUNTS/AVERAGE	76-42.3	78-41.8
Net Punting Average	35.1	35.8
PUNT RET./AVG.	44/8.9	39/10.5
KICKOFF RET./AVG.	78/20.6	62/17.5
INT./AVG. RET.	13/8.4	23/22.9
PENALTIES/YARDS	105-867	104-879
FUMBLES/BALL LOST	26-14	20-9
TOUCHDOWNS	33	49
Rushing	14	14
Passing	19	31
Returns	0	4
EXTRA POINTS/ATTEMPTS	31/31	44/45
TWO POINT CONV./ATTS	1/2	2/4
FIELD GOALS/ATTEMPTS	20/26	21/23
AVG. TIME OF POSS.	30:37	29:23

RUSHING	ATT	YDS	AVG	LG	TD
Jones, J.	197	819	4.2	53	7
George	132	432	3.3	24	4
Anderson	57	246	4.3	27	1
Lee	27	128	4.7	14	1
Testaverde	21	38	1.8	10	1
Coakley	1	33	33.0	33	0
Morgan	2	23	11.5	24	0
Johnson, K.	2	13	6.5	13	0
Williams, Ra.	1	13	13.0	13	0
Ward	1	11	11.0	11	0
Barnes	5	10	2.0	8	0
Henson	1	7	7.0	7	0
Copper	1	-1	-1.0	-1	0
Glenn	1	-3	-3.0	-3	0
COWBOYS	449	1,769	3.9	53	14
Opp. Totals	425	1,764	4.2	90t	14

RECEIVING	NO	YDS	AVG	LG	TD
Witten	87	980	11.3	42t	6
Johnson, K.	70	981	14.0	39	6
Anderson	26	207	8.0	28	0
Glenn	24	400	16.7	48	2
Morgan	22	260	11.8	53	0
Jones, J.	17	109	6.4	37	0
Bryant	16	266	16.6	48	0
Crayton	12	162	13.5	39t	1
Barnes	10	59	5.9	14	1
George	9	83	9.2	28	0
Copper	7	84	12.0	22	1
Campbell	2	16	8.0	9	0
Williams, Ra.	2	2	1.0	1t	2
Ward	1	5	5.0	5	0
Lee	1	4	4.0	4	0
Polite	1	4	4.0	4	0
COWBOYS	308	3,636	11.8	53	19
Opp. Totals	310	3,718	12.0	76t	31

INTERCEPTIONS	NO	YDS	AVG	LG	TD
Newman	4	31	7.8	21	0
Nguyen	3	19	6.3	19	0
Williams, Ro.	2	53	26.5	33	0
Frazier	2	2	1.0	2	0
Hunter	1	2	2.0	2	0
Scott	1	2	2.0	2	0
COWBOYS	13	109	8.4	33	0
Opp. Totals	23	526	22.9	101t	4

PUNTING	NO	YDS	AVG	TB	IN20	LG	BL	NET
McBriar	75	3,182	42.4	7	22	68	0	35.1
Cundiff	1	34	34.0	0	1	34	0	34.0
COWBOYS	76	3,216	42.3	7	23	68	0	35.1
Opp. Totals	78	3,260	41.8	4	22	58	0	35.8

PUNT RETURNS	NO	FC	YDS	AVG	LG	TD
Frazier	24	9	229	9.5	55	0
Ward	14	6	114	8.1	13	0
Crayton	4	1	34	8.5	17	0
Newman	2	0	13	6.5	7	0
COWBOYS	44	16	390	8.9	55	0
Opp. Totals	39	16	410	10.5	43	0

KICKOFF RETURNS	NO	YDS	AVG	LG	TD
Lee	41	964	23.5	62	0
Copper	16	307	19.2	39	0
Reeves	13	199	15.3	27	0
Jones, N.	2	43	21.5	25	0
Thornton, B.	2	43	21.5	24	0
Morgan	2	25	12.5	19	0
Pierce	1	13	13.0	13	0
Lehr	1	9	9.0	9	0
COWBOYS	78	1,603	20.6	62	0
Opp. Totals	62	1,083	17.5	34	0

SCORE BY QUARTERS	1	2	3	4	OT	T
COWBOYS	63	82	72	76	-	293
Opponents	47	120	83	155	-	405

FIELD GOALS	11-19	20-29	30-39	40-49	50+
Cundiff	1-1	6-6	4-4	9-13	0-2
COWBOYS	1-1	6-6	4-4	9-13	0-2
Opponents	1-1	6-6	4-4	7-8	3-4
Cundiff:	(27);(30,49M);(1);(41,52M);(47,39);(46,24);(40);(24);(1);(19,41M);(52M);(39,49,47);(42M,34,41);(46M);(26,23);(40,24,45).				
Opponents:	(1);(45,23,49,22);(19);(31,51,47,26);(51);(26,40);(1);(35,47,45,30);(1);(50);(48M);(21);(39,44);(1);(25,57M);(1).				

SCORING	TDR	TD	TDR1	2Pt	FG	PAT	S	TP
Cundiff	0	0	0	0	20/26	31/31	0	91
Jones, J.	7	0	0	0	0/0	0/0	0	42
Witten	0	6	0	0	0/0	0/0	0	38
Johnson, K.	0	6	0	0	0/0	0/0	0	36
George	4	0	0	0	0/0	0/0	0	24
Glenn	0	2	0	0	0/0	0/0	0	12
Robinson	0	2	0	0	0/0	0/0	0	12
Anderson	1	0	0	0	0/0	0/0	0	6
Barnes	0	1	0	0	0/0	0/0	0	6
Copper	1	0	0	0	0/0	0/0	0	6
Crayton	0	1	0	0	0/0	0/0	0	6
Lee	1	0	0	0	0/0	0/0	0	6
Testaverde	1	0	0	0	0/0	0/0	0	6
Team	0	0	0	0	0/0	0/0	1	2
COWBOYS	14	19	0	1	20/26	31/31	1	293
Opp. Totals	14	31	4#	2	21/23	44/45	0	405

2-Pt. Conversions: Team 1-2, Opponents 2-4  
\* J. Gonzalez holding in end zone vs. Cleveland (9/19)

# D. Bly 55-yard interception return vs. Detroit (10/31)  
L. Sheppard 101-yard interception return vs. Philadelphia (11/15)  
C. Williams 44-yard interception return at Baltimore (11/21)  
R. McQuarters 45-yard interception return vs. Chicago (11/25)

### USUAL STARTERS

WR	Keyshawn Johnson	RE	Marcellus Wiley
LT	Fozell Adams	RT	La'Roi Glover
LG	Larry Allen	LT	Leonardo Carson
C	Al Johnson	LE	Greg Ellis
RG	Andre Gurode	SLB	Al Singleton (12)
RT	Torrin Tucker (12)		Scott Shanle (3)
	Kurt Vollers (3)	MLB	Dat Nguyen
TE	Jason Witten	WLB	Dexter Coakley
WR	Terry Glenn (6)	LCB	Terence Newman
	Quincy Morgan (7)	RCB	Pete Hunter (3)
QB	Vinny Testaverde		Lance Frazier (8)
RB	Eddie George (8)	SS	Tony Dixon (7)
	Julius Jones (7)		Lynn Scott (9)
FB	Danran Barnes (10)	FS	Roy Williams
	Richie Anderson (3)	P	Mat McBriar
K	Billy Cundiff		

*Pro Bowlers in Bold*









# 2007 ★ DALLAS COWBOYS STATISTICS ★ 2007

STAFF PLAYERS 2013 SEASON RECORDS PLAYOFF RECORDS 2007 STATISTICS SIDELINES

## FIRST PLACE, NFC EAST HEAD COACH: WADE PHILLIPS

PRESEASON (2-2)			
Date	W/L	Score	Opponent
8/9	W	23-10	INDIANAPOLIS
8/18	W	31-20	DENVER
8/25	L	16-28	@ Houston
8/30	L	14-23	@ Minnesota

REGULAR SEASON (13-3)			
Date	W/L	Score	Opponent
9/9	W	45-35	N.Y. GIANTS
9/16	W	37-20	@ Miami
9/23	W	34-10	@ Chicago
9/30	W	35-7	ST. LOUIS
10/8	W	25-24	@ Buffalo
10/14	L	27-48	NEW ENGLAND
10/21	W	24-14	MINNESOTA
10/28			- Bye -
11/4	W	38-17	@ Philadelphia
11/11	W	31-20	@ N.Y. Giants
11/18	W	28-23	WASHINGTON
11/22	W	34-3	N.Y. JETS
11/29	W	37-27	GREEN BAY
12/9	W	28-27	@ Detroit
12/16	L	6-10	PHILADELPHIA
12/22	W	20-13	@ Carolina
12/30	L	6-27	@ Washington

2007 NFC DIVISIONAL PLAYOFF GAME			
1/13/08	L	17-21	N.Y. GIANTS

2007 NFC DIVISIONAL PLAYOFF GAME			
1/13/08	L	17-21	N.Y. GIANTS

TEAM STATISTICS	DALLAS	OPP
FIRST DOWNS	322	304
Rushing	83	86
Passing	217	195
Penalty	22	23
Third Down-Made/Att	84/199	85/216
Third Down Efficiency	42.2	39.4
Fourth Down-Made/Att	10/14	10/18
TOTAL NET YARDS	5,851	4,922
Avg. Per Game	365.7	307.6
Total Plays	975	1,008
Avg. Per Play	6.0	4.9
NET YARDS RUSHING	1,746	1,513
Avg. Per Game	109.1	94.6
Total Rushes	419	381
Avg. Per Rush	4.2	4.0
NET YARDS PASSING	4,105	3,409
Avg. Per Game	256.6	213.1
Sacked/Yards Lost	25/185	46/319
Gross Yards	4,290	3,728
Attempts/Completions	531/342	581/342
Pct. of Completions	64.4	58.9
Had Intercepted	19	19
PUNTS/AVERAGE	63/47.1	73/45.0
Net Punting Average	38.5	39.1
PUNT RET./AVG.	26/8.7	35/11.6
KICKOFF RET./AVG.	61/22.3	86/23.0
INT./AVG. RET.	19/17.4	19/10.1
PENALTIES/YARDS	104/815	85/785
FUMBLES/BALL LOST	21/5	26/10
TOUCHDOWNS	54	36
Rushing	14	12
Passing	36	19
Returns	4	5
EXTRA POINTS/ATTEMPTS	53/53	34/34
TWO POINT CONV./ATTS	0/1	0/2
FIELD GOALS/ATTEMPTS	26/31	25/31
AVG. TIME OF POSS.	30:34	29:27

SCORE BY QUARTERS	1	2	3	4	OT	T
COWBOYS	61	147	117	130	-	455
Opponents	88	97	64	76	-	325

RUSHING	ATT	YDS	AVG	LG	TD
COWBOYS	204	975	4.8	54	10
Opponents	164	588	3.6	25	2
Romo	31	129	4.2	17	2
Thompson	14	54	3.9	23	0
Owens	1	5	5.0	5	0
Johnson	5	-5	-1.0	-1	0

COWBOYS	419	1,746	4.2	54	14
Opp. Totals	381	1,513	4.0	62t	12

RECEIVING	NO	YDS	AVG	LG	TD
COWBOYS	96	1,145	11.9	53	7
Opponents	81	1,355	16.7	52	15
Crayton	50	697	13.9	59t	7
Barber	44	282	6.4	29	2
Jones, J.	23	203	8.8	24	0
Hurd	19	314	16.5	51t	1
Fasano	14	143	10.2	26t	1
Anderson	6	55	9.2	17	0
Austin	5	76	15.2	35	0
Curtis	3	18	6.0	15t	3
Hoyle	1	2	2.0	2	0

COWBOYS	342	4,290	12.5	59t <th>36</th>	36
Opp. Totals	342	3,728	10.9	69t	19

INTERCEPTIONS	NO	YDS	AVG	LG	TD
COWBOYS	6	81	13.5	28t	1
Opponents	5	93	18.6	35	0
Newman	4	129	32.3	70	1
Williams	2	10	5.0	10	0
Reeves	1	18	18.0	18	0
Watkins	1	0	0.0	0	0

COWBOYS	19	331	17.4	70	2
Opp. Totals	19	191	10.1	38	2

PUNTING	NO	YDS	AVG	TB	IN20	LG	BL	NET
COWBOYS	63	2,970	47.1	7	17	64	0	38.5
Opp. Totals	73	3,284	45.0	10	27	66	0	39.1

PUNT RETURNS	NO	FC	YDS	AVG	LG	TD
COWBOYS	22	20	201	9.12	49	0
Opp. Totals	4	1	26	6.5	13	0

COWBOYS	26	21	227	8.7	49	0
Opp. Totals	35	9	406	11.6	85t	1

### USUAL STARTERS

<b>WR Terrell Owens</b>	RE Chris Canty
<b>LT Flozell Adams</b>	NT Jay Ratiff (14)
<b>LG Kyle Kosier</b>	LE Marcus Spears
<b>C Andre Gurode</b>	<b>SLB Greg Ellis (10)</b>
<b>RG Leonard Davis</b>	Anthony Spencer (6)
<b>RT Marc Colombo</b>	MLB Bradie James
<b>TE Jason Witten</b>	JLB Akin Ayodele (14)
<b>WR Patrick Crayton</b>	<b>WLB DeMarcus Ware</b>
<b>QB Tony Romo</b>	LCB Jacques Reeves (13)
<b>RB Julius Jones (16)</b>	Terence Newman (3)
<b>Marion Barber (0)</b>	RCB Anthony Henry (8)
<b>FB Oliver Hoyle</b>	Terence Newman (8)
<b>K Nick Folk</b>	<b>SS Roy Williams (13)</b>
	FS Ken Hamlin
	P Mat McBriar

*Pro Bowlers in Bold*

	PASSING	ATT	COMP	YDS	PCT	AVG			LG	SKS/YDS	RATING	
						ATT	TD	PCT				
Romo	520	335	4,211	64.4	8.1	36	6.9	19	3.7	59t	24/176	97.4
Johnson	11	7	79	63.3	7.2	0	0.0	0	0.0	35	1/9	85.0
COWBOYS	531	342	4,290	64.4	8.1	36	6.8	19	3.6	59t	25/185	97.1
Opp. Totals	581	342	3,728	58.9	6.4	19	3.3	19	3.3	69t	46/319	75.1

# 2008 ★ DALLAS COWBOYS STATISTICS ★ 2008

STAFF

PLAYERS

2013 SEASON

RECORDS

PLAYOFF RECORDS

2008 STATISTICS

SIDELINES

## THIRD PLACE, NFC EAST HEAD COACH: WADE PHILLIPS

PRESEASON (2-2)			
Date	W/L	Score	Opponent
8/9	L	17-31	@ San Diego
8/16	L	13-23	@ Denver
8/22	W	23-22	HOUSTON
8/28	W	16-10	MINNESOTA

REGULAR SEASON (9-7)			
Date	W/L	Score	Opponent
9/7	W	28-10	@ Cleveland
9/15	W	41-37	PHILADELPHIA
9/21	W	27-16	@ Green Bay
9/28	L	24-26	WASHINGTON
10/5	W	31-22	CINCINNATI
10/12	L	24-30	@ Arizona (OT)
10/19	L	54-47	@ St. Louis
10/26	W	13-9	TAMPA BAY
11/2	L	14-35	@ N.Y. GIANTS
11/9			- Bye -
11/16	W	14-10	@ Washington
11/23	W	35-22	SAN FRANCISCO
11/27	W	34-9	SEATTLE
12/7	L	13-20	@ Pittsburgh
12/14	W	20-8	N.Y. GIANTS
12/20	L	24-33	BALTIMORE
12/28	L	6-44	@ Philadelphia

TEAM STATISTICS	DALLAS	OPP
FIRST DOWNS	291	276
Rushing	102	85
Passing	171	163
Penalty	18	28
Third Down-Made/Att	91/122	77/216
Third Down Efficiency	42.9	35.6
Fourth Down-Made/Att	7/12	8/14
TOTAL NET YARDS	5,512	4,709
Avg. Per Game	344.5	294.3
Total Plays	979	969
Avg. Per Play	5.6	4.9
NET YARDS RUSHING	1,723	1,706
Avg. Per Game	107.7	106.6
Total Rushes	401	402
Avg. Per Rush	4.3	4.2
NET YARDS PASSING	3,789	3,003
Avg. Per Game	236.8	187.7
Sacked/Yards Lost	31/199	59/374
Gross Yards	3,988	3,377
Attempts/Completions	547/328	508/308
Pct. of Completions	60.0	60.6
Had Intercepted	20	8
PUNTS/AVERAGE	78/43.4	74/44.3
Net Punting Average	36.4	39.0
PUNT RET./AVG.	37/6.4	37/10.5
KICKOFF RET./AVG.	70/22.2	71/21.3
INT./AVG. RET.	8/4.5	20/17.5
PENALTIES/YARDS	120/957	87/601
FUMBLES/BALL LOST	29/13	28/14
TOUCHDOWNS	43	36
Rushing	12	11
Passing	29	19
Returns	2	6
EXTRA POINTS/ATTEMPTS	42/42	33/33
TWO POINT CONV./ATTS	0/1	0/2
FIELD GOALS/ATTEMPTS	20/22	38/44
AVG. TIME OF POSS.	30:00	30:00

INTERCEPTIONS	NO	YDS	AVG	LG	TD
Newman	4	2	0.5	2	0
Jenkins	1	23	23.0	23t	1
Ellis	1	11	11.0	11	0
Henry	1	0	0.0	0	0
Hamlin	1	0	0.0	0	0
COWBOYS	8	36	4.5	23t	1
Opp. Totals	20	349	17.5	61	1

PUNTING	NO	YDS	AVG	TB IN20	LG	BL	NET
Paulescu	53	2,213	41.8	5	14	70	0 35.2
McBriar	24	1,175	49.0	3	5	66	1 38.8
COWBOYS	77	3,388	43.8	8	19	70	1 36.4
Opp. Totals	73	3,281	44.8	8	20	65	1 39.0

PUNT RETURNS	NO	FC	YDS	AVG	LG	TD
Jones, A.	21	0	95	4.5	18	0
Crayton	15	9	143	9.5	33	0
Battle	1	0	0	0.0	0	0
COWBOYS	37	9	238	6.4	33	0
Opp. Totals	37	17	390	10.5	35	0

SCORE BY QUARTERS	1	2	3	4	OT	T
COWBOYS	72	117	62	111	0	362
Opponents	79	109	67	104	6	365

PASSING	ATT	COMP	YDS	PCT	AVG	TD	PCT	INT	PCT	INT	LG	SKS/YDS RATING
Romo	450	276	3,448	61.3	7.7	26	5.8	14	3.1	75t	20/123	91.4
Johnson	78	41	427	52.6	5.5	2	2.6	5	6.4	36	8/54	50.5
Bollinger	17	10	71	58.8	4.2	1	5.9	1	5.9	24	3/22	63.6
Witten	1	1	42	100.0	42.0	0	0.0	0	0.0	42	0/0	118.8
Crayton	1	0	0	0.0	0.0	0	0.0	0	0.0	0	0/0	39.6
COWBOYS	547	328	3,988	60.0	7.3	29	5.3	20	3.7	75t	31/199	84.9
Opp. Totals	508	308	3,377	60.6	6.6	19	3.7	8	1.6	60	59/374	86.2

RUSHING	ATT	YDS	AVG	LG	TD	KICKOFF RETURNS	NO	YDS	AVG	LG	TD
Barber	238	885	3.7	35	7	Austin	29	624	21.5	36	0
Choice	92	472	5.1	38t	2	Jones, F.	16	434	27.1	98t	1
Jones, F.	30	266	8.9	60t	3	Stanback	10	218	21.8	58	0
Romo	28	41	1.5	15	0	Jones, A.	7	155	22.1	41	0
Owens	7	33	4.7	8	0	Scandrick	4	81	20.3	25	0
Williams, R.E.	1	13	13.0	13	0	Spencer	1	18	18.0	18	0
Crayton	1	11	11.0	11	0	Crayton	1	11	11.0	11	0
Anderson	2	3	1.5	3	0	Anderson	1	9	9.0	9	0
Johnson	2	-1	-0.5	0	0	Curtis	1	4	4.0	4	0

COWBOYS	401	1,723	4.3	60t	12	COWBOYS	70	1,554	22.2	98t	1
Opp. Totals	402	1,706	4.2	82t	11	Opp. Totals	71	1,510	21.3	93t	1

RECEIVING	NO	YDS	AVG	LG	TD	FIELD GOALS	11-19	20-29	30-39	40-49	50+
Witten	81	952	11.8	42	4	Folk	0-0	1-1	7-8	10-11	2-2
Owens	69	1,052	15.2	75t	10	COWBOYS	0-0	1-1	7-8	10-11	2-2
Barber	52	417	8.0	70t	2	Opponents	0-0	9-9	16-16	11-14	2-5
Crayton	39	550	14.1	55t	4	Folk:					
Choice	21	185	8.8	50	0	(1);(51.47);(25.39);(36);(30);(37M.52);					
Bennett	20	283	14.2	37	4	(46M);(38.45);(1);(1);(48.41,47.42);					
Williams, R.E.	19	198	10.4	38	1	(41.42);(44.33);(1);(35);(37.42)					
Austin	13	278	21.4	63	3	Opponents: (34);(34.44,22);(36.38,33);					
Curtis	8	32	4.0	8	0	(20.33,33.29);(41.31,40);(41);					
Stanback	2	24	12.0	15	0	(54M.52.35);(36.35,51M.41);					
Jones, F.	2	10	5.0	7	0	(41.46M);(1);(53M.23.22.35);					
Anderson	2	7	3.5	6	1	(44.38,25);(45M.24,41);(34.47);					
COWBOYS	328	3,988	12.2	75t	29	(26.29,37.35);(40.50,41.40M.4)					
Opp. Totals	308	3,377	11.0	60	19						

SCORING	TD	R	TD	TD	2Pt	FG	PAT	\$	TP
Folk	0	0	0	0	0	20/22	42/42	0	102
Owens	0	10	0	0	0	0/0	0/0	0	60
Barber	7	2	0	0	0	0/0	0/0	0	54
Witten	0	4	0	0	0	0/0	0/0	0	24
Crayton	0	4	0	0	0	0/0	0/0	0	24
Jones, F.	3	0	1a	0	0	0/0	0/0	0	24
Bennett	0	4	0	0	0	0/0	0/0	0	24
Austin	0	3	0	0	0	0/0	0/0	0	18
Choice	2	0	0	0	0	0/0	0/0	0	12
Anderson	0	1	0	0	0	0/0	0/0	0	6
Williams, R.E.	0	1	0	0	0	0/0	0/0	0	6
Jenkins	0	0	1b	0	0	0/0	0/0	0	6
Polk	0	0	0	0	0	0/0	0/0	1%	2
COWBOYS	12	29	2	0	0	20/22	42/42	1	362
Opp. Totals	17	4*	0	0	0	35/40	28/28	1*	365

2-Pt. Conversions: Team 0-1, Opponents 0-2

a-F. Jones 98-yd kickoff return vs. Philadelphia (9/15)  
 b-M. Jenkins 23-yd interception return at N.Y. Giants (11/2)  
 % C. Polk blocked punt in end zone vs. San Francisco (11/23)  
 \* C. Gocong 0-yd fumble recovery vs. Philadelphia (9/15)  
 J. Arrington 93-yd kickoff return at Arizona (10/12)  
 M. Beisel 3-yd blocked punt return at Arizona (10/12)  
 D. Townsend 25-yd interception return at Pittsburgh (12/7)  
 C. Clemons 73-yd fumble recovery at Philadelphia (12/28)  
 J. Hanson 96-yd fumble recovery at Philadelphia (12/28)  
 ^- T. Romo fumble forced by M. Kiwanuka out of bounds in end zone vs. N.Y. Giants (12/14)

USUAL STARTERS			
WR Terrell Owens	RE Chris Canty	LT Flozell Adams	NT Jay Ratliff
LG Cory Procter (11)	LE Marcus Spears	C Andre Gurode	SLB Greg Ellis
RG Leonard Davis	MLB Bradie James	RT Marc Colombo	JLB Zach Thomas
RT Pat McCoy	WLB DeMarcus Ware	TE Jason Witten	LCB Terence Newman (9)
WR Patrick Crayton	Adam Jones (4)	QB Tony Romo	Mike Jenkins (3)
RB Marion Barber	RCB Anthony Henry	FB Deon Anderson	SS Keith Davis (6)
K Nick Folk	FS Ken Hamlin	P Sam Paulescu (10)	
Mat McBriar (6)			

*Pro Bowlers in Bold*





# 2010 ★ DALLAS COWBOYS STATISTICS ★ 2010

**THIRD PLACE, NFC EAST**  
**HEAD COACH: WADE PHILLIPS (1-7)**  
**JASON GARRETT (5-3)**

**PRESEASON (3-2)**

Date	W/L	Score	Opponent	Att.
8/8	W	16-7	Cincinnati @ Canton	22,364
8/12	L	9-17	OAKLAND	72,282
8/21	W	16-14	@ San Diego	64,372
8/28	L	7-23	@ Houston	70,725
9/2	W	27-25	MIAMI	71,805

**REGULAR SEASON (6-10)**

Date	W/L	Score	Opponent	Att.
9/12	L	7-13	@ Washington	90,670
9/19	L	20-27	CHICAGO	85,168*
9/26	W	27-13	@ Houston	71,456
10/3			-Bye-	
10/10	L	27-34	TENNESSEE	90,616*
10/17	L	21-24	@ Minnesota	64,120
10/25	L	35-41	N.Y. GIANTS	91,375*
10/31	L	17-35	JACKSONVILLE	81,395*
11/7	L	7-45	@ Green Bay	70,913
11/14	W	33-20	@ N.Y. Giants	80,851
11/21	W	35-19	DETROIT	81,261*
11/25	L	27-30	NEW ORLEANS	93,985*
12/5	W	38-35	@ Indianapolis (OT)	67,471
12/12	L	27-30	PHILADELPHIA	85,673*
12/19	W	33-30	WASHINGTON	86,902*
12/25	L	26-27	@ Arizona	66,971
1/2/11	W	14-13	@ Philadelphia	69,144

AT&T Stadium configuration  
 \* - All Open      # - All Closed  
 ^ - Only Doors Open      % - Only Roof Open

TEAM STATISTICS	DALLAS	OPP
First Downs	327	309
Rushing	104	84
Passing	201	200
Penalty	22	25
Third Down-Made/Att.	86/211	81/204
Third Down Efficiency	40.8	39.7
Fourth Down-Made/Att.	13/22	4/9
Total Net Yards	5,828	5,628
Avg. Per Game	364.3	351.8
Total Plays	1,035	977
Avg. Per Play	5.6	5.8
Net Yards Rushing	1,786	1,734
Avg. Per Game	111.6	108.4
Total Rushes	428	402
Avg. Per Rush	4.2	4.3
Net Yards Passing	4,042	3,894
Avg. Per Game	252.6	243.4
Sacked/Yards Lost	31/166	35/257
Gross Yards	4,208	4,151
Attempts/Completions	576/379	540/348
Pct. of Completions	65.8	64.4
Had Intercepted	19	20
Punts/Average	66/47.2	70/43.1
Net Punting Average	41.7	35.4
Punt Return/Avg.	24/15.9	33/6.2
Kickoff Return/Avg.	74/21.2	56/23.4
Interception Return/Avg.	20/15.1	19/14.6
Penalties/Yards	109/863	79/641
Fumbles/Ball Lost	28/11	20/10
Touchdowns	46	51
Rushing	10	11
Passing	29	33
Returns	7	7
Extra Points/Attempts	42/44	49/49
Two Point Conversion/Att.	2/2	2/2
Field Goals/Attempts	24/32	25/27
Avg. Time of Possession	31:11	28:49

PASSING	ATT	COMP	YDS	PCT	AVG	TD	PCT	PCT	LG	SKS/YDS	RATING
Klita	318	209	2,365	65.7	7.4	16	5.0	12	3.8	711	21/100
Romo	213	148	1,605	69.5	7.5	11	5.2	7	33	697	7/41
McGee	44	22	238	50.0	5.4	2	4.5	0	37	3/25	81.4
Barber	1	0	0	0.0	0.0	0	0.0	0	0	0/0	39.6
COWBOYS	576	209	4,208	65.8	7.3	29	5.0	19	3.3	711	21/100
Opp. Totals	540	348	4,151	64.4	7.7	33	6.1	20	3.7	911	35/257

SCORE BY QUARTERS	1	2	3	4	OT	T
COWBOYS	70	104	106	111	3	394
Opponents	85	130	95	126	0	436

RUSHING	ATT	YDS	AVG	LG	TD
Jones	185	800	4.3	34	1
Barber	113	374	3.3	25	4
Choice	66	243	3.7	26	3
Klita	31	147	4.7	29†	1
Austin	7	93	13.3	60†	1
McGee	13	74	5.7	14	0
Romo	6	38	6.3	14	0
Gronkowski	5	17	3.4	8	0
Bryant	1	0	0.0	0	0
McBriar	1	0	0.0	0	0
COWBOYS	428	1,786	4.2	60†	10
Opp. Totals	402	1,734	4.3	56	11

RECEIVING	NO	YDS	AVG	LG	TD
Witten	94	1,002	10.7	33	9
Austin	69	1,041	15.1	69†	7
Jones	48	450	9.4	71	1
Bryant	45	561	12.5	46	6
R.Williams	37	530	14.3	63†	5
Bennett	33	260	7.9	32	0
Choice	17	109	6.4	17	0
Hurd	14	120	8.6	13	0
Barber	11	49	4.5	15	0
Gronkowski	7	35	5.0	12	1
Ogletree	3	34	11.3	19	0
Johnson	1	6	6.0	6	0
Romo	0	11	11.0	11	0
COWBOYS	379	4,208	11.1	71	29
Opp. Totals	348	4,151	11.9	91†	33

INTERCEPTIONS	NO	YDS	AVG	LG	TD
Sensabaugh	5	26	5.2	10	0
Newman	5	16	3.2	30	0
Lee	2	44	22.0	31†	1
Ball	2	27	13.5	27	0
McCann	1	101	101.0	101†	1
Brooking	1	41	41.0	41	0
Scandrick	1	40	40.0	40†	1
James	1	11	11.0	11	0
McCray	1	0	0.0	0	0
Jenkins	1	-4	-4.0	-4	0
COWBOYS	20	302	15.1	101†	3
Opp. Totals	19	277	14.6	66†	3

PUNTING	NO	YDS	AVG	TB20	LG	BL	NET
McBriar	65	3,115	47.9	8	22	65	41.7
COWBOYS	65	3,115	47.9	8	22	65	41.7
Opp. Totals	70	3,020	43.4	8	26	69	0

USUAL STARTERS			
WR	Roy Williams (10)	RE	Igor Olshansky (14)
LT	Doug Free	NT	Jay Ratliff
LG	Kyle Kosier (14)	LE	Marcus Spears (7)
C	Andre Gurode		Stephen Bowen (7)
RG	Leonard Davis	SLB	Anthony Spencer
RT	Marc Colombo (15)	MLB	Bradie James
TE	Jason Witten	JLB	Keith Brooking
WR	Miles Austin	WLB	DeMarcus Ware
QB	Tony Romo (6)	LCB	Terence Newman
	Jon Kitna (9)	RCB	Mike Jenkins
RB	Marion Barber (10)	SS	Gerald Sensabaugh (14)
	Felix Jones (6)	FS	Alan Ball
FB	Chris Gronkowski (10)		
K	David Buehler		
P	Mat McBriar		

*Pro Bowlers in Bold*

PUNT RETURNS	NO	YDS	AVG	FC	LG	TD
Bryant	15	215	14.3	0	93†	2
McCann	8	165	20.6	10	97†	1
Holley	1	2	2.0	0	0†	0
Owusu-Ansah	0	0	0.0	4	0	0
COWBOYS	24	382	15.9	14	97†	3
Opp. Totals	33	205	6.2	7	16	0

KICKOFF RETURNS	NO	YDS	AVG	LG	TD
Owusu-Ansah	25	543	21.7	41	0
McCann	23	507	22.0	38	0
Bryant	12	293	24.4	43	0
Ogletree	6	109	18.2	31	0
Choice	3	61	20.3	27	0
Gronkowski	2	23	11.5	13	0
Rucker	1	16	16.0	16	0
Chandler	1	11	11.0	11	0
Newman	1	9	9.0	9	0

FIELD GOALS	11-19	20-29	30-39	40-49	50+
Buehler	0-0	8-8	4-7	8-11	4-6
COWBOYS	0-0	8-8	4-7	8-11	4-6
Opponents	0-0	8-8	4-4	9-10	4-5

Buehler:(34M);(28,44M);(49,40);(51,44M,26);(53,26);(34);(1);(22,23,34M);(1);(21,53,59M);(30,48M,46,38);(50,43);(42,20,35M,20,39);(42,53);(52M)

Opp: (29,49);(38,40);(24,30);(52,40);(38);(50,45,28);(39,50,28);(1);(49M,49,48);(43,22)

SCORING	TDR	TD	1P	2P	FG	PAT	S	TP
Buehler	0	0	0	0	24/32	42/44	114	
Witten	0	9	0	0	0/0	0/0	56	
Austin	1	7	0	0	0/0	0/0	48	
Bryant	0	6	2a	0	0/0	0/0	48	
R.Williams	0	5	0	1	0/0	0/0	32	
Barber	4	0	0	0	0/0	0/0	24	
Choice	3	0	0	0	0/0	0/0	18	
Jones	1	1	0	0	0/0	0/0	12	
McCann	0	0	2b	0	0/0	0/0	12	
Gronkowski	0	1	0	0	0/0	0/0	6	
Lee	0	0	1d	0	0/0	0/0	6	
Klita	1	0	0	0	0/0	0/0	6	
Scandrick	0	0	1c	0	0/0	0/0	6	
Ware	0	0	1e	0	0/0	0/0	6	
COWBOYS	10	29	7	2	24/32	42/44	394	
Opp. Totals	11	33	7*	2	25/27	49/4	1*436	

2-Pt. Conversions: Team 1-1, Opponents 0-0

- a- 62-yard punt return vs. Chi (9/19)
- 93-yard punt return vs. NYG (10/25)
- b- 101-yard int. return, @ NYG (11/14)
- 97-yard punt return vs. Detroit (11/21)
- c- 40-yard int. return, @ Indianapolis (12/5)
- d- 31-yard int. return, @ Indianapolis (12/5)
- e- 17-yard fum. return @ Phil (1/2/11)
- D. Hall 32-yd fum. return, @ Wash (9/12)
- P. Harvin 95-yd kick return, @ Minn (10/17)
- N. Collins 26-yd fum. return, @ Green Bay (11/7)
- C. Matthews 62-yd int. return, @ Green Bay (11/7)
- T. Smith 2-yd blk punt return @ Ind (12/5)
- D. Rodgers-Cromartie 32-yd int. return @ Ari (12/25)
- G. Toler 66-yd int. return @ Ari (12/25)
- L. Davis holding in endzone vs. Det (11/21)

STAFF PLAYERS 2013 SEASON RECORDS 2010 STATISTICS SIDELINES



# 2011 ★ DALLAS COWBOYS STATISTICS ★ 2011

## THIRD PLACE, NFC EAST HEAD COACH: JASON GARRETT

### PRESEASON (2-2)

Date	W/L	Score	Opponent	Att.
8/11	W	24-23	DENVER	74,045
8/21	L	7-20	SAN DIEGO	73,665
8/27	W	23-17	@ Minnesota	62,800
9/1	L	3-17	@ Miami	40,727

### REGULAR SEASON (8-8)

Date	W/L	Score	Opponent	Att.
9/11	L	24-27	@ N.Y. Jets	78,702
9/18	W	27-24	@ San Fran (OT)	69,732
9/26	W	18-16	WASHINGTON	90,017 <sup>2</sup>
10/2	L	30-34	DETROIT	78,122 <sup>#</sup>
10/9			-Bye-	
10/16	L	16-20	@ New England	68,756
10/23	W	34-7	ST. LOUIS	80,086 <sup>#</sup>
10/30	L	7-34	@ Philadelphia	69,144
11/6	W	23-13	SEATTLE	81,501 <sup>#</sup>
11/13	W	44-7	BUFFALO	85,157 <sup>#</sup>
11/20	W	27-24	@ Washington (OT)	80,122
11/24	W	20-19	MIAMI	87,418 <sup>#</sup>
12/4	L	13-19	@ Arizona (OT)	62,180
12/11	L	34-37	N.Y. GIANTS	92,952 <sup>#</sup>
12/17	W	31-15	@ Tampa Bay	65,162
12/24	L	7-20	PHILADELPHIA	84,432 <sup>#</sup>
1/1/12	L	14-31	@ N.Y. Giants	81,077

AT&T Stadium configuration

\*-All Open    #-All Closed

^-Only Doors Open    %-Only Roof Open

TEAM STATISTICS	DALLAS	OPP
First Downs	327	305
Rushing	91	78
Passing	219	199
Penalty	17	28
Third Down-Made/Att	78/198	81/204
Third Down Efficiency	39.4	39.7
Fourth Down-Made/Att	5/10	4/11
Total Net Yards	6,008	5,491
Avg. Per Game	375.5	343.2
Total Plays	1,017	972
Avg. Per Play	5.9	5.6
Net Yards Rushing	1,807	1,585
Avg. Per Game	112.9	99.1
Total Rushes	408	385
Avg. Per Rush	4.4	4.1
Net Yards Passing	4,201	3,906
Avg. Per Game	262.6	244.1
Sacked/Yards Lost	39/252	42/243
Gross Yards	4,453	4,149
Attempts/Completions	570/376	545/336
Pct. of Completions	66.0	61.7
Had Intercepted	12	15
Punts/Average	71/42.9	72/47.5
Net Punting Average	36.2	41.8
Punt Return/Avg.	41/7.1	30/9.3
Kickoff Return/Avg.	33/23.3	52/21.4
Interception Return/Avg.	15/14.5	12/13.2
Penalties/Yards	114/816	85/650
Fumbles/Ball Lost	24/9	20/10
Touchdowns	39	38
Rushing	5	10
Passing	33	24
Returns	1	4
Extra Points/Attempts	39/39	35/35
Two Point Conversion/Att.	0/0	2/2
Field Goals/Attempts	32/37	26/33
Avg. Time of Possession	30:55	29:05

### SCORE BY QUARTERS

COWBOYS 72 110 62 119 6 369

Opponents 51 112 75 103 6 347

### RUSHING

Player	ATT	YDS	AVG	LG	TD
Murray	164	897	5.5	91	2
Jones	127	575	4.5	40	1
Morris	28	98	3.5	15	0
Tanner	22	76	3.5	17	1
Choice	28	75	2.7	14	0
Romo	22	46	2.1	17	1
McGee	4	28	7.0	12	0
Bryant	1	5	5.0	5	0
Fiammetta	4	4	1.0	3	0
Austin	2	3	1.5	5	0
Ogletree	2	3	1.5	7	0
Washington	1	-1	-1.0	-1	0
Kitna	3	-2	-0.7	0	0

COWBOYS 408 1,807 4.4 91 5

Opponents 385 1,585 4.1 40 10

### RECEIVING

Player	NO	YDS	AVG	LG	TD
Witten	79	942	11.9	64	5
Bryant	63	928	14.7	50	9
Robinson	54	858	15.9	74	11
Austin	43	579	13.5	53	7
Jones	33	221	6.7	27	0
Murray	26	183	7.0	18	0
Bennett	17	144	8.5	15	0
Ogletree	15	164	10.9	33	0
Phillips	15	101	6.7	12	1
Choice	11	71	6.5	18	0
Holley	7	169	24.1	77	0
Morris	5	13	2.6	9	0
Fiammetta	3	39	13.0	15	0
Tanner	2	19	9.5	11	0
Washington	2	13	6.5	15	0
Chapas	1	9	9.0	9	0

COWBOYS 376 4,453 11.8 77 33

Opponents 336 4,149 12.3 74 24

### INTERCEPTIONS

Player	NO	YDS	AVG	LG	TD
Lee	4	87	21.8	37	0
Newman	4	80	20.0	43	1
Sensabaugh	2	11	5.5	11	0
Hatcher	1	16	16.0	16	0
Ball	1	15	15.0	15	0
Walker	1	5	5.0	5	0
Jenkins	1	3	3.0	3	0
Scandrick	1	0	0.0	0	0

COWBOYS 15 217 14.5 43 1

Opponents 12 158 13.2 56 2

### USUAL STARTERS

WR Dez Bryant (13)	RE Jason Hatcher (10)
LT Doug Free	Marcus Spears (5)
LG Billy Nagy (4)	NT Jay Ratliff
Montrae Holland (10)	LE Kenyon Coleman (15)
C Phil Costa	SLB Anthony Spencer (15)
RG Kyle Kosier	MLB Bradie James (15)
RT Tyrion Smith	WLB Sean Lee (13)
TE Jason Witten	JLB DeMarcus Ware
WR Miles Austin (10)	LCB Terence Newman (14)
Laurent Robinson (4)	RCB Mike Jenkins (12)
QB Tony Romo	OLB Orlando Scandrick (4)
RB Felix Jones (8)	SS Abram Elam
DeMarco Murray (7)	FS Gerald Sensabaugh
FB Tony Fiammetta (6)	P Dan Bailey
John Phillips (4)	K Mat McBriar

Pro Bowlers in Bold

PUNTING NO YDS AVG TBIN20 LG BL NET  
McBriar 58 2,542 43.8 7 21 68 1 36.1  
Jones 10 426 42.6 1 4 54 0 42.6  
Bailey 2 79 39.5 0 0 41 0 37.0

COWBOYS70 3,047 42.9 8 25 68 1 36.7  
Opponents72 3,420 47.5 6 21 70 0 41.8

### PUNT RETURNS

Player	NO	YDS	AVG	LG	TD
Bryant	15	5	103	6.9	20
Harris	15	6	80	5.3	14
Owusu-Ansah	6	3	47	7.8	21
Ogletree	2	0	35	17.5	25
McCann	2	0	13	6.5	16
Holley	1	0	15	15.0	15

COWBOYS 41 14 293 7.1 22 0

Opponents 30 17 278 9.3 55 0

### KICKOFF RETURNS

Player	NO	YDS	AVG	LG	TD
Harris	8	231	28.9	51	0
Jones	7	186	26.6	69	0
Ogletree	6	114	19.0	25	0
Owusu-Ansah	3	56	18.7	23	0
Bryant	3	55	18.3	26	0
Murray	2	36	18.0	22	0
Phillips	2	26	13.0	16	0
Lissemore	1	38	38.0	38	0
McCann	1	26	26.0	26	0

COWBOYS 33 768 23.3 69 0

Opponents 52 1,114 21.4 43 0

### FIELD GOALS

Player	11-19	20-29	30-39	40-49	50+
Bailey	1-1	8-9	11-11	10-12	2-4

COWBOYS 1-1 8-9 11-11 10-12 2-4

Opponents 0-0 12-12 4-5 5-9 5-7

Bailey: (34);(21M,48,19);(41,27,32,41,23,40);  
(41,35,23);(48,22,26);(30,51);;(20,20,42);  
(45,36,31);(37,39);(32,28);  
(53M,50,37,49M);(49,49,47B);(30);  
(,);(52M).

Opp: (34,50);(55);(46,27,36B,50);(33,51);(31,26);  
(,);(23,26);(45,32,41B);(52M);(40,49M52M);  
(26,47M,28,27,23);(48,23); (23,26);(,);  
(43,51);(40M,28).

### SCORING

Player	TDR	TDP	TDR1	FG	PAT	S	TP
Bailey	0	0	0	32/37	39/39	0	135
Robinson	0	11	0	0/0	0/0	0	66
Bryant	0	9	0	0/0	0/0	0	54
Austin	0	7	0	0/0	0/0	0	42
Witten	0	5	0	0/0	0/0	0	30
Murray	2	0	0	0/0	0/0	0	12
Jones	1	0	0	0/0	0/0	0	6
Newman	0	0	1a	0/0	0/0	0	6
Phillips	0	1	0	0/0	0/0	0	6
Romo	1	0	0	0/0	0/0	0	6
Tanner	1	0	0	0/0	0/0	0	6

COWBOYS 5 33 1 32/37 39/39 0 369

Opponents 10 24 4\* 26/33 35/35 1\* 347

2-Pt. Conversions: Team 0-0, Opponents 2-2

a-T.Newman 43-yd int return, vs. Buf (11/13)

\* I. Truliant 18-yd blk punt return, @ NYJ (9/11)

B. Carpenter 34-yd int return, vs. Det (10/2)

C. Houston 55-yd int return, vs. Det (10/2)

D. Watson 7-yd fumble return, @ Tampa Bay (12/17)

^J. Pierre-Paul sack on Romo, vs. NYG (12/11)

	PASSING			PCT	AVG	PCT		PCT		LG	SKS/YDS	RATING
	ATT	COMP	YDS			INT	TD	INT	TD			
Romo	522	346	4,184	66.3	8.0	31	5.9	1.0	1.9	77	36/227	102.5
McGee	38	24	182	63.2	4.8	1	2.6	0	0.0	19	3/25	83.4
Kitna	10	6	87	60.0	8.7	1	10.0	2	20.0	33	0/0	82.1
Dal. Total	570	376	4,453	66.0	7.8	33	5.8	12	5.1	77	36/252	100.1
Opp. Total	545	336	4,149	61.7	7.6	24	4.4	15	2.8	74	42/243	88.4

# 2012 ★ DALLAS COWBOYS STATISTICS ★ 2012

## THIRD PLACE, NFC EAST HEAD COACH: JASON GARRETT

### PRESEASON (3-1)

Date	W/L	Score	Opponent	Att.
8/13	W	3-0	@ Oakland	50,403
8/18	L	20-28	@ San Diego	53,381
8/25	W	20-19	ST. LOUIS	75,226
9/1	W	30-13	MIAMI	73,481

### REGULAR SEASON (8-8)

Date	W/L	Score	Opponent	Att.
9/5	W	24-17	@ N.Y. Giants	82,287
9/16	L	7-27	@ Seattle	68,008
9/23	W	16-10	TAMPA BAY	81,984*
10/1	L	18-34	CHICAGO	90,080*
10/7			-Bye-	
10/14	L	29-31	@ Baltimore	71,384
10/21	W	19-14	@ Carolina	73,981
10/28	L	24-29	N.Y. GIANTS	94,067*
11/4	L	13-19	@ Atlanta	70,840
11/11	W	38-23	@ Philadelphia	69,144
11/18	W	23-20	CLEVELAND (OT)	81,963*
11/22	L	31-38	WASHINGTON	90,168*
12/2	W	38-33	PHILADELPHIA	81,851*
12/9	W	20-19	@ Cincinnati	63,590
12/16	W	27-24	PITTSBURGH (OT)	95,595*
12/23	L	31-34	NEW ORLEANS (OT)	92,570*
12/30	L	18-28	@ Washington	82,845

### AT&T Stadium configuration

\*-All Open      #-All Closed

^-Only Doors Open      %-Only Roof Open

RUSHING	ATT	YDS	AVG	LG	TD
Murray	161	663	4.1	48	4
F. Jones	111	402	3.6	22	3
Dunbar	21	75	3.6	18	0
Tanner	25	61	2.4	9	0
Romo	30	49	1.6	15	1
Vickers	3	11	3.7	13	0
Ogletree	2	9	4.5	5	0
Bryant	2	-5	-2.5	6	0
<b>COWBOYS</b>	<b>355</b>	<b>1,265</b>	<b>3.6</b>	<b>48</b>	<b>8</b>
<b>Opponents</b>	<b>441</b>	<b>2,003</b>	<b>4.5</b>	<b>43</b>	<b>17</b>

RECEIVING	NO	YDS	AVG	LG	TD
Witten	110	1,039	9.4	36	3
Bryant	92	1,382	15.0	85	12
Austin	66	943	14.3	49	6
Murray	35	251	7.2	22	0
Ogletree	32	436	13.6	65	4
F. Jones	25	262	10.5	39	2
Harris	17	222	13.1	36	1
Beasley	15	128	8.5	20	0
Vickers	13	104	8.0	17	0
Hanna	8	86	10.8	29	0
Phillips	8	55	6.9	19	1
Dunbar	6	33	5.5	14	0
Tanner	4	41	10.3	15	0
Holmes	2	11	5.5	7	0
Romo	1	-1	-1.0	-1	0
<b>COWBOYS</b>	<b>434</b>	<b>4,992</b>	<b>11.5</b>	<b>85</b>	<b>29</b>
<b>Opponents</b>	<b>320</b>	<b>3,895</b>	<b>12.2</b>	<b>68</b>	<b>22</b>

INTERCEPTIONS	NO	YDS	AVG	LG	TD
Carr	3	120	40.0	47	1
Peprah	1	27	27.0	27	0
Claiborne	1	0	0.0	0	0
Lee	1	0	0.0	0	0
McCray	1	0	0.0	0	0
<b>COWBOYS</b>	<b>7</b>	<b>147</b>	<b>21.0</b>	<b>47</b>	<b>1</b>
<b>Opponents</b>	<b>19</b>	<b>340</b>	<b>17.9</b>	<b>74</b>	<b>3</b>

PUNTING	NO	YDS	AVG	TBIN20	LG	BL	NET
Moorman	56	2,497	44.6	3	22	64	0 38.9
C. Jones	12	542	45.2	0	6	60	1 40.0
<b>COWBOYS</b>	<b>68</b>	<b>3,039</b>	<b>44.0</b>	<b>3</b>	<b>28</b>	<b>64</b>	<b>1 39.1</b>
<b>Opponents</b>	<b>74</b>	<b>3,362</b>	<b>45.4</b>	<b>10</b>	<b>25</b>	<b>68</b>	<b>0 37.1</b>

PUNT RETURNS	NO	YDS	AVG	FC	LG	TD
Harris	22	354	16.1	11	78	1
Bryant	12	66	5.5	3	44	0
<b>COWBOYS</b>	<b>34</b>	<b>420</b>	<b>12.4</b>	<b>13</b>	<b>78</b>	<b>1</b>
<b>Opponents</b>	<b>29</b>	<b>279</b>	<b>9.6</b>	<b>15</b>	<b>98</b>	<b>1</b>

KICKOFF RETURNS	NO	YDS	AVG	LG	TD
Dunbar	12	261	21.8	44	0
F. Jones	11	236	21.5	29	0
Harris	11	210	19.1	29	0
Phillips	1	20	20.0	20	0
Vickers	1	14	14.0	14	0
<b>COWBOYS</b>	<b>36</b>	<b>741</b>	<b>20.6</b>	<b>44</b>	<b>0</b>
<b>Opponents</b>	<b>50</b>	<b>1,102</b>	<b>22.0</b>	<b>108</b>	<b>1</b>

SCORE BY QUARTERS	1	2	3	4	OT	T
<b>COWBOYS</b>	<b>36</b>	<b>88</b>	<b>84</b>	<b>162</b>	<b>6</b>	<b>376</b>
<b>Opponents</b>	<b>71</b>	<b>127</b>	<b>79</b>	<b>120</b>	<b>3</b>	<b>400</b>

FIELD GOALS	11-19	20-29	30-39	40-49	50+
Bailey	1-1	5-5	13-13	7-7	3-5
<b>COWBOYS</b>	<b>1-1</b>	<b>5-5</b>	<b>13-13</b>	<b>7-7</b>	<b>3-5</b>
<b>Opponents</b>	<b>0-0</b>	<b>9-9</b>	<b>9-12</b>	<b>9-10</b>	<b>2-2</b>

Bailey: (33); (1); (32,26,22); (39); (42,43,34,51M); (19,49,28,38); (51); (23,32,54M); (30); (44,32,38); (30,33,51); (39); (37,40); (50,21); (47); (48)

Opp: (22); (21,25); (28); (43,21); (38); (1); (41,37,26,43,37); (37M,45,46,43M,36,32); (40); (51,37); (48); (43,43); (25,33,25,52); (32); (36M,37,20); (37M)

SCORING	TDR	TDP	TDR	FG	PAT	S	TP
Bailey	0	0	0	29/31	37/37	0	124
Bryant	0	12	0	0/0	0/0	0	74
Austin	0	6	0	0/0	0/0	0	36
F. Jones	3	2	0	0/0	0/0	0	30
Murray	4	0	0	0/0	0/0	0	24
Ogletree	0	4	0	0/0	0/0	0	24
Witten	0	3	0	0/0	0/0	0	18
Harris	0	1	1a	0/0	0/0	0	14
Romo	1	0	0	0/0	0/0	0	8
Carr	0	0	1b	0/0	0/0	0	6
Claiborne	0	0	1c	0/0	0/0	0	6
Hatcher	0	0	1d	0/0	0/0	0	6
Phillips	0	1	0	0/0	0/0	0	6
<b>COWBOYS</b>	<b>8</b>	<b>29</b>	<b>4</b>	<b>39/31</b>	<b>37/37</b>	<b>0</b>	<b>376</b>
<b>Opponents</b>	<b>17</b>	<b>22</b>	<b>6*</b>	<b>29/33</b>	<b>43/44</b>	<b>0</b>	<b>400</b>

2-Pt. Conversions: Team 3/4, Opponents 0/1

a-78-yard pu. rtn. @ Philadelphia (11/11)  
b-47-yard int. rtn. @ Philadelphia (11/11)  
c-50-yard fum. rtn. vs Philadelphia (12/2)  
d-0-yard fum. rtn. @ Philadelphia (11/11)

\*-J. Johnson 3 blk pu. rtn. @ Seattle (9/16)  
C. Tillman 25 int return, vs Chicago (10/1)  
L. Briggs 74 int return, vs Chicago (10/1)  
J. Jones 108 ko rtn. @ Baltimore (10/14)  
J. Pierre-Paul 28 int rtn. vs NYG (10/28)  
D. Johnson 98 pu. rtn. vs Philadelphia (12/2)

### USUAL STARTERS

WR	Dez Bryant	RE	Jason Hatcher
LT	Doug Free	NT	Jay Ratliff (6)
LG	Nate Livings		Josh Brent (5)
C	Ryan Cook (11)		Sean Lissemore (3)
RG	Mackenzey Bercaud	LE	Kenyon Coleman (5)
RT	Tyron Smith		Marcus Spears (6)
TE	Jason Witten	SLB	Anthony Spencer
WR	Miles Austin	MLB	Bruce Carter (11)
DB	Tony Romo		Dan Connor (5)
RB	DeMarco Murray (10)	WLB	Sean Lee (6)
	Felix Jones (6)		Sims (6)
FB	Lawrence Vickers (6)	JLB	DeMarcus Ware
	John Phillips (8)	LCB	Brandon Carr
		RCB	Morris Claiborne
K	Dan Bailey	SS	Barry Church (3)
P	Chris Jones (4)	FS	Danny McCray (10)
	Brian Moorman (12)	FS	Gerald Sensabaugh

Pro Bowlers in Bold

TEAM STATISTICS	DALLAS	OPP
First Downs	338	317
Rushing	76	92
Passing	237	195
Penalty	25	30
Third Down-Made/Att	93/212	81/202
Third Down Efficiency	43.9	40.1
Fourth Down-Made/Att	8/11	6/11
Total Net Yards	5,994	5,687
Avg. Per Game	374.6	355.4
Total Plays	1,049	986
Avg. Per Play	5.7	5.8
Net Yards Rushing	1,265	2,003
Avg. Per Game	79.1	125.2
Total Rushes	355	441
Avg. Per Rush	3.6	4.5
Net Yards Passing	4,729	3,684
Avg. Per Game	295.6	230.3
Sacked/Yards Lost	36/263	34/211
Gross Yards	4,992	3,895
Attempts/Completions	658/434	511/320
Pct. of Completions	66.0	62.6
Had Intercepted	19	7
Punts/Average	69/44.0	74/45.4
Net Punting Average	38.6	37.1
Punt Return/Avg.	34/12.4	29/9.6
Kickoff Return/Avg.	36/20.6	50/22.0
Interception Return/Avg.	7/21.0	19/17.9
Penalties/Yards	117/853	89/726
Fumbles/Ball Lost	20/10	18/9
Touchdowns	41	45
Rushing	8	17
Passing	29	22
Returns	4	6
Extra Points/Attempts	37/37	43/44
Two Point Conversion/Att.	3/4	0/1
Field Goals/Atts.	29/31	29/33
Avg. Time of Possession	30:33	29:27

PASSING	ATT	COMP	YDS	PCT	AVG	PCT	PCT	PCT	INT	LG	SKS/YDS	RATING
Romo	648	425	4,903	65.6	7.6	28	4.3	19	2.9	85t	36/263	90.5
Ogletree	10	9	89	90.0	8.9	1	10.0	0	0.0	21	0/0	137.1
Dal. Total	658	434	4,992	66.0	7.6	29	4.4	19	2.9	85t	36/263	91.3
Opp. Total	511	320	3,895	62.6	7.6	22	4.3	7	1.4	68t	34/211	94.7



# 2013 ★ DALLAS COWBOYS STATISTICS ★ 2013

## SECOND PLACE, NFC EAST HEAD COACH: JASON GARRETT

### PRESEASON (2-3)

Date	W/L	Score	Opponent	Att.
8/4	W	24-20	MIAMI @ Canton	22,364
8/9	L	17-19	@ Oakland	43,013
8/17	L	7-12	@ Arizona	59,698
8/24	W	24-18	CINCINNATI	76,376
8/29	L	6-24	HOUSTON	76,856

### REGULAR SEASON (8-8)

9/8	W	36-31	N.Y. GIANTS	85,348#
9/15	L	16-17	@ Kansas City	76,952
9/22	W	31-7	ST. LOUIS	80,848#
9/29	L	21-30	@ San Diego	68,601
10/6	L	48-51	DENVER	92,758^
10/13	W	29-31	WASHINGTON	90,239#
10/20	W	17-3	@ Philadelphia	69,144
10/27	L	30-31	@ Detroit	64,379
11/3	W	27-23	MINNESOTA	85,360^
11/10	L	17-49	@ New Orleans	73,018
11/17	-Bye-			
11/24	W	24-21	@ N.Y. Giants	80,499
11/28	W	31-24	OAKLAND	87,572#
12/9	L	28-45	@ Chicago	62,229
12/15	L	36-37	GREEN BAY	91,054#
12/22	W	24-23	at Washington	80,411
12/29	L	22-24	PHILADELPHIA	91,166#

AT&T Stadium configuration

^All Open    # - All Closed

▲ - Only Doors Open    % - Only Roof Open

### TEAM STATISTICS

	DALLAS	OPP
First Downs	325	388
Rushing	200	122
Passing	83	231
Penalty	32	35
Third Down-Made/Att	63/180	91/210
Third Down Efficiency	35.0	43.3
Fourth Down-Made/Att	4/6	9/18
Total Net Yards	5,458	6,645
Avg. Per Game	341.3	415.3
Total Plays	957	1,094
Avg. Per Play	5.7	6.1
Net Yards Rushing	1,504	2,056
Avg. Per Game	94.2	128.5
Total Rushes	336	437
Avg. Per Rush	4.5	4.7
Net Yards Passing	3,954	4,589
Avg. Per Game	247.1	286.8
Sacked/Yards Lost	35/272	34/246
Gross Yards	4,226	4,835
Attempts/Completions	586/375	623/403
Pct. of Completions	64.0	64.7
Hnds Intercepted	12	15
Plays/Average	77/45.0	61/47.2
Net Punting Average	39.1	38.9
Punt Return/Avg.	31/12.5	37/9.2
Kickoff Return/Avg.	45/25.5	38/20.8
Interception Return/Avg.	15/17.1	12/11.7
Penalties/Yards	102/867	112/875
Fumbles/Ball Lost	18/8	16/13
Touchdowns	51	51
Rushing	12	17
Passing	33	33
Returns	6	1
Extra Points/Attempts	47/47	47/48
Two Point Conversion/Att.	1/4	2/3
Field Goals/Atts.	28/30	25/29
Avg. Time of Possession	29:02	30:58

RUSHING	ATT	YDS	AVG	LG	TD
Murray	217	1,121	5.2	43	9
Randle	54	164	3.0	19	2
Dunbar	30	150	5.0	45	0
Romo	20	38	1.9	15	0
Tanner	9	12	1.3	9	1
Orton	1	8	8.0	8	0
Harris	1	6	6.0	6	0
T. Williams	3	4	1.3	5	0
Bryant	1	1	1.0	1	0
COWBOYS	336	1,504	4.5	45	12
Opponents	437	2,056	4.7	60	17

RECEIVING	NO	YDS	AVG	LG	TD
Bryant	93	1,233	13.3	79	13
Witten	73	851	11.7	34	8
Murray	53	350	6.6	22	1
T. Williams	44	736	16.7	82	5
Beasley	39	368	9.4	23	2
Austin	24	244	10.2	20	2
Hanna	12	73	6.1	21	0
Escobar	9	134	14.9	25	2
Harris	9	80	8.9	24	2
Randle	8	61	7.6	13	0
Dunbar	7	59	8.4	17	0
Tanner	3	33	11.0	17	0
Clutts	1	4	4.0	4	0
COWBOYS	375	4,226	11.3	82	33
Opponents	403	4,835	12.0	87	33

INTERCEPTIONS	NO	YDS	AVG	LG	TD
Lee	4	174	43.5	74	1
Carr	3	49	16.3	49	1
Scandrick	2	0	0.0	0	0
Moore	1	21	21.0	21	0
Allen	1	13	13.0	13	0
Ware	1	0	0.0	0	0
Church	1	0	0.0	0	0
Clabourne	1	0	0.0	0	0
Heath	1	0	0.0	0	0
COWBOYS	15	257	17.1	74	2
Opponents	12	140	11.7	91	0

PUNTING	NO	YDS	AVG	TB2IN	LG	BL	NET
C. Jones	77	3,467	45.0	6	30	62	0 39.1
COWBOYS	77	3,467	45.0	6	30	62	0 39.1
Opponents	61	2,880	47.2	6	20	68	0 38.9

PUNT RETURNS	NO	YDS	AVG	FC	LG	TD
Harris	20	256	12.8	10	86	1
Beasley	10	68	6.8	3	14	0
Spurlock	1	62	62.0	0	62	0
COWBOYS	31	386	12.5	13	86	1
Opponents	37	339	9.2	27	26	0

KICKOFF RETURNS	NO	YDS	AVG	LG	TD
Harris	28	857	30.6	90	0
T. Williams	6	142	23.7	32	0
Spurlock	3	51	17.0	19	0
Bosworth	2	29	14.5	16	0
Dunbar	1	28	28.0	28	0
Clutts	1	12	12.0	12	0
Beasley	1	11	11.0	11	0
A. Smith	1	10	10.0	10	0
Randle	1	7	7.0	7	0
Escobar	1	0	0.0	0	0
COWBOYS	45	1,147	25.5	90	0
Opponents	38	791	20.8	45	0

### SCORE BY

	PASSING	ATT	COMP	YDS	PCT	AVG	TD	PCT	INT	PCT	INT	LG	SKS/YDS	RATING
Romo	535	342	3,828	63.9	7.2	31	5.8	10	1.9	82	35/272	86.3		
Orton	51	33	398	64.7	7.8	2	3.9	2	3.9	39	0/0	95.7		
Dal. Total	586	375	4,226	64.0	7.2	33	5.6	12	2.0	82	35/272	95.7		
Opp. Total	623	403	4,835	64.7	7.8	33	5.3	15	2.4	87	34/246	95.9		

QUARTERS	1	2	3	4	OT	T
COWBOYS	91	125	98	125	-	439
Opponents	67	119	108	138	-	432

FIELD GOALS	11-19	20-29	30-39	40-49	50+
Bailey	2-2	2-2	8-9	10-10	6-7
COWBOYS	2-2	2-2	8-9	10-10	6-7
Opponents	0-0	11-11	6-7	6-7	2-4

Bailey: (30,38,45);(51,30,53);(19,35M);(56M);(43,48)  
(30);(38);(53,54,44);(41,44);(37);(35);(19);(1);  
(47,23,43,50,50);(25);(44,43,36)

Opp: (20);(57B,40);(1);(36,42,23);(48,50,28);  
(20,32,33,49M);(60M,31);(20);(23);(37M)  
(21,23);(45);(27,34,23,57);(36,22,47)(47)

SCORING	TDR	TOP	TDR1	FG	PAT	S	TP
Bailey	0	0	28/30	47/47	0	131	
Bryant	0	13	0	0/0	0/0	0	78
Murray	0	1	0	0/0	0/0	0	60
Witten	0	8	0	0/0	0/0	0	48
T. Williams	0	5	0	0/0	0/0	1	32
Harris	0	2	1a	0/0	0/0	0	18
Beasley	0	2	0	0/0	0/0	0	12
Escobar	0	2	0	0/0	0/0	0	12
Randle	0	0	0	0/0	0/0	0	12
Carr	0	0	1b	0/0	0/0	0	6
Church	0	0	1c	0/0	0/0	0	6
Heath	0	0	1d	0/0	0/0	0	6
Lee	0	0	1e	0/0	0/0	0	6
Tanner	1	0	0	0/0	0/0	0	6
COWBOYS	12	33	6	28/30	47/47	1	439
Opponents	17	33	1*	25/29	47/48	2	432

2-Pt. Conversions: Team 1/3, Opponents 2/3

- a- 86-yard punt return, vs. Washington (10/13)
- b- 49-yard int. return, vs. N.Y. Giants (9/8)
- c- 27-yard fum. return, vs. N.Y. Giants (9/8)
- d- 0-yard fum. return, vs. Minnesota (11/3)
- e- 50-yard fum. return, at N.Y. Giants (11/24)
- f- 52-yard int. return, at San Diego (9/26)

\*- G. Jenkins 23-yard fum. return, vs. Oak (11/28)

### USUAL STARTERS

WR	Dez Bryant	LDE	George Selvie
LT	Tyron Smith	LDT	Nick Hayden
LG	Ronald Leary	RT	Jason Hatcher
C	Travis Frederick	RDE	DeMarcus Ware
RG	Brian Waters (5)	SLB	Justin Durant (5)
	Mackenzy Bernadeau		Kyle Wilber (4)
RT	Doug Free	MLB	Sean Lee (11)
TE	Jason Witten		DeVonte Holoman (2)
WR	Miles Austin (8)	WLB	Bruce Carter (13)
	Terrance Williams	LCB	Brandon Carr
QB	Tony Romo (15)	RCB	Otando Scandrick (11)
	Kyle Orton	SS	Barry Church (3)
RB	DeMarco Murray (14)	FS	Jeff Heath (9)
	Joseph Randle (2)		J.J. Wilcox (5)
TE	James Hanna (8)		

*Pro Bowlers in Bold*

K	Dan Bailey
P	Chris Jones

# Cowboys All-Time Results

All-Time Regular Season Record: 464-348-6

Playoff Record: 33-25

Preseason Record: 128-129-2

## The Opponents

### Arizona Cardinals (Dallas Leads Series, 55-31-1)

Date	Site	Winner-Score	Att.
10/23/60	St. Louis	St. Louis, 10-12	23,128
11/5/61	Dallas	St. Louis, 17-31	20,500
12/10/61	St. Louis	St. Louis, 13-31	15,384
10/28/62	Dallas	St. Louis, 24-28	16,027
12/9/62	St. Louis	St. Louis, 20-52	14,201
9/14/63	Dallas	St. Louis, 7-34	36,432
<b>12/15/63</b>	<b>St. Louis</b>	<b>Dallas, 28-24</b>	<b>12,695</b>
9/12/64	Dallas	St. Louis, 6-16	36,605
<b>10/25/64</b>	<b>St. Louis</b>	<b>Dallas, 31-13</b>	<b>28,253</b>
4/4/65	St. Louis	St. Louis, 13-20	32,034
<b>12/11/65</b>	<b>Dallas</b>	<b>Dallas, 27-13</b>	<b>38,499</b>
10/16/66	St. Louis	Tie, 10-10	50,673
<b>12/4/66</b>	<b>St. Louis</b>	<b>Dallas, 31-17</b>	<b>76,965</b>
<b>11/23/67</b>	<b>Dallas</b>	<b>Dallas, 46-21</b>	<b>68,787</b>
<b>10/6/68</b>	<b>St. Louis</b>	<b>Dallas, 27-10</b>	<b>48,296</b>
<b>9/21/69</b>	<b>Dallas</b>	<b>Dallas, 24-3</b>	<b>62,134</b>
10/4/70	St. Louis	St. Louis, 7-20	50,780
11/16/70	Dallas	St. Louis, 0-38	69,323
<b>11/7/71</b>	<b>St. Louis</b>	<b>Dallas, 16-13</b>	<b>50,486</b>
<b>12/18/71</b>	<b>Dallas</b>	<b>Dallas, 31-12</b>	<b>66,672</b>
<b>11/12/72</b>	<b>Dallas</b>	<b>Dallas, 33-24</b>	<b>65,218</b>
<b>12/3/72</b>	<b>St. Louis</b>	<b>Dallas, 27-6</b>	<b>49,787</b>
<b>9/30/73</b>	<b>Dallas</b>	<b>Dallas, 45-10</b>	<b>64,729</b>
<b>12/16/73</b>	<b>St. Louis</b>	<b>Dallas, 30-3</b>	<b>43,946</b>
10/13/74	St. Louis	St. Louis, 28-31	49,885
<b>11/3/74</b>	<b>Dallas</b>	<b>Dallas, 17-14</b>	<b>64,146</b>
<b>9/28/75</b>	<b>Dallas</b>	<b>Dallas, 37-31 (OT)</b>	<b>52,417</b>
12/7/75	St. Louis	St. Louis, 17-31	49,701
10/17/76	St. Louis	St. Louis, 17-21	50,317
<b>11/25/76</b>	<b>Dallas</b>	<b>Dallas, 19-14</b>	<b>62,498</b>
<b>10/9/77</b>	<b>St. Louis</b>	<b>Dallas, 30-24</b>	<b>50,129</b>
11/14/77	Dallas	St. Louis, 17-24	64,038
<b>9/24/78</b>	<b>Dallas</b>	<b>Dallas, 21-12</b>	<b>62,760</b>
<b>10/15/78</b>	<b>St. Louis</b>	<b>Dallas, 24-21 (OT)</b>	<b>48,991</b>
<b>9/2/79</b>	<b>St. Louis</b>	<b>Dallas, 22-21</b>	<b>50,855</b>
<b>10/21/79</b>	<b>Dallas</b>	<b>Dallas, 22-13</b>	<b>64,300</b>
<b>11/2/80</b>	<b>St. Louis</b>	<b>Dallas, 27-24</b>	<b>50,701</b>
<b>11/16/80</b>	<b>Dallas</b>	<b>Dallas, 31-21</b>	<b>52,567</b>
<b>9/13/81</b>	<b>Dallas</b>	<b>Dallas, 30-17</b>	<b>63,602</b>
10/14/81	St. Louis	St. Louis, 17-20	49,777
<b>9/19/82</b>	<b>St. Louis</b>	<b>Dallas, 24-7</b>	<b>50,705</b>
<b>9/1/83</b>	<b>St. Louis</b>	<b>Dallas, 34-17</b>	<b>48,532</b>
<b>11/24/83</b>	<b>Dallas</b>	<b>Dallas, 35-17</b>	<b>60,764</b>
10/7/84	Dallas	St. Louis, 20-31	61,438
<b>11/11/84</b>	<b>St. Louis</b>	<b>Dallas, 24-17</b>	<b>48,721</b>
11/4/85	St. Louis	St. Louis, 10-21	49,347
<b>11/28/85</b>	<b>Dallas</b>	<b>Dallas, 35-17</b>	<b>54,125</b>
<b>9/29/86</b>	<b>St. Louis</b>	<b>Dallas, 31-7</b>	<b>49,077</b>
<b>10/26/86</b>	<b>Dallas</b>	<b>Dallas, 37-6</b>	<b>60,756</b>
9/13/87	St. Louis	St. Louis, 13-24	47,241
<b>12/27/87</b>	<b>Dallas</b>	<b>Dallas, 21-16</b>	<b>36,788</b>
<b>9/12/88</b>	<b>Phoenix</b>	<b>Dallas, 17-14</b>	<b>67,139</b>
10/30/88	Dallas	Phoenix, 10-16	42,196
10/29/89	Dallas	Phoenix, 10-19	44,431
11/12/89	Phoenix	Phoenix, 20-24	49,657
10/14/90	Phoenix	Phoenix, 3-20	45,235
<b>12/16/90</b>	<b>Dallas</b>	<b>Dallas, 41-10</b>	<b>60,190</b>
<b>9/22/91</b>	<b>Phoenix</b>	<b>Dallas, 17-9</b>	<b>68,814</b>
<b>11/3/91</b>	<b>Dallas</b>	<b>Dallas, 27-7</b>	<b>61,190</b>
<b>9/20/92</b>	<b>Dallas</b>	<b>Dallas, 31-20</b>	<b>62,575</b>
<b>11/22/92</b>	<b>Phoenix</b>	<b>Dallas, 16-10</b>	<b>72,439</b>
<b>9/19/93</b>	<b>Phoenix</b>	<b>Dallas, 17-10</b>	<b>73,025</b>
<b>11/14/93</b>	<b>Dallas</b>	<b>Dallas, 20-15</b>	<b>64,224</b>
<b>10/9/94</b>	<b>Dallas</b>	<b>Dallas, 38-3</b>	<b>64,518</b>

10/23/94	Arizona	Dallas, 28-21	71,023
9/24/95	Dallas	Dallas, 34-20	64,560
12/25/95	Arizona	Dallas, 37-13	72,394
10/13/96	Dallas	Dallas, 17-3	64,096
12/8/96	Arizona	Dallas, 10-6	70,763
9/7/97	Arizona	Arizona, 22-25 (OT)	71,578
<b>11/9/97</b>	<b>Dallas</b>	<b>Dallas, 24-6</b>	<b>64,302</b>
9/6/98	Dallas	Dallas, 38-10	63,602
<b>11/15/98</b>	<b>Arizona</b>	<b>Dallas, 35-28</b>	<b>69,923</b>
1/2/99*	Dallas	Arizona, 7-20	62,969
<b>10/3/99</b>	<b>Dallas</b>	<b>Dallas, 35-7</b>	<b>64,169</b>
11/21/99	Arizona	Arizona, 9-13	72,015
9/10/00	Arizona	Arizona, 31-32	66,009
<b>10/22/00</b>	<b>Dallas</b>	<b>Dallas, 48-7</b>	<b>62,981</b>
<b>10/28/01</b>	<b>Dallas</b>	<b>Dallas, 17-3</b>	<b>63,114</b>
12/23/01	Arizona	Arizona, 10-17	48,883
10/20/02	Arizona	Arizona, 6-9 (OT)	59,702
<b>10/5/03</b>	<b>Dallas</b>	<b>Dallas, 24-7</b>	<b>63,601</b>
<b>10/30/05</b>	<b>Dallas</b>	<b>Dallas, 34-13</b>	<b>62,068</b>
<b>11/12/06</b>	<b>Arizona</b>	<b>Dallas, 27-10</b>	<b>63,926</b>
10/12/08	Arizona	Arizona, 24-30 (OT)	64,389
12/25/10	Arizona	Arizona, 26-27	66,971
12/4/11	Arizona	Arizona 13-19 (OT)	62,180

2014 Nov. 2 at Dallas

\*NFC Wild Card Game

### Atlanta Falcons (Dallas Leads Series, 16-9)

Date	Site	Winner-Score	Att.
10/2/66	Atlanta	Dallas, 47-14	56,990
11/5/67	Dallas	Dallas, 37-7	54,751
10/12/69	Atlanta	Dallas, 24-17	54,833
10/11/70	Dallas	Dallas, 13-0	53,611
9/15/74	Atlanta	Dallas, 24-0	52,322
11/21/76	Atlanta	Atlanta, 10-17	54,972
<b>12/30/78*</b>	<b>Dallas</b>	<b>Dallas, 27-20</b>	<b>60,388</b>
1/4/81*	Atlanta	Dallas, 30-27	60,022
<b>10/27/85</b>	<b>Dallas</b>	<b>Dallas, 24-10</b>	<b>57,941</b>
9/21/86	Dallas	Atlanta, 35-37	62,880
12/6/87	Dallas	Atlanta, 10-21	40,103
<b>9/25/88</b>	<b>Dallas</b>	<b>Dallas, 26-20</b>	<b>39,702</b>
9/17/89	Atlanta	Atlanta, 21-27	55,285
12/30/90	Atlanta	Atlanta, 7-26	50,097
<b>12/22/91</b>	<b>Dallas</b>	<b>Dallas, 31-27</b>	<b>60,962</b>
<b>12/21/92</b>	<b>Atlanta</b>	<b>Dallas, 41-17</b>	<b>67,036</b>
11/21/93	Atlanta	Atlanta, 14-27	67,337
<b>10/29/95</b>	<b>Dallas</b>	<b>Dallas, 28-13</b>	<b>70,089</b>
<b>10/20/96</b>	<b>Dallas</b>	<b>Dallas, 32-28</b>	<b>64,091</b>
<b>9/20/99</b>	<b>Dallas</b>	<b>Dallas, 24-7</b>	<b>63,663</b>
11/11/01	Atlanta	Atlanta, 13-20	69,101
9/7/03	Dallas	Atlanta, 13-27	64,104
<b>12/16/06</b>	<b>Atlanta</b>	<b>Dallas, 38-28</b>	<b>71,102</b>
<b>10/25/09</b>	<b>Dallas</b>	<b>Dallas, 37-21</b>	<b>81,521</b>
11/4/12	Atlanta	Atlanta, 13-19	70,840

\*NFC Divisional Playoffs

### Baltimore Ravens (Baltimore Leads Series, 4-0)

Date	Site	Winner-Score	Att.
11/19/00	Baltimore	Baltimore, 0-27	69,416
11/21/04	Baltimore	Baltimore, 10-30	69,924
12/20/08	Dallas	Baltimore, 24-33	63,800
10/14/12	Baltimore	Baltimore, 29-31	71,384



## Buffalo Bills (Dallas Leads Series, 8-3)

Date	Site	Winner-Score	Att.
9/19/71	Buffalo	Dallas, 49-37	46,206
11/15/76	Dallas	Dallas, 17-10	51,779
11/9/81	Dallas	Dallas, 27-14	62,583
11/18/84	Buffalo	Buffalo, 3-14	74,391
1/31/93*	Pasadena	Dallas, 52-17	98,374
9/12/93	Dallas	Buffalo, 10-13	63,226
1/30/94**	Atlanta	Dallas, 30-13	72,817
9/22/96	Buffalo	Buffalo, 7-10	78,998
11/9/03	Dallas	Dallas, 10-6	63,770
10/8/07	Buffalo	Dallas, 25-24	71,575
11/13/11	Dallas	Dallas, 44-7	85,157

\*Super Bowl XXVII, Jan. 31, 1993

\*\*Super Bowl XXVIII, Jan. 30, 1994

## Carolina Panthers (Dallas Leads Series, 9-3)

Date	Site	Winner-Score	Att.
1/5/97*	Carolina	Carolina, 17-26	72,808
12/8/97	Dallas	Carolina, 13-23	63,251
10/11/98	Dallas	Dallas, 27-20	64,181
10/1/00	Carolina	Dallas, 16-13 (OT)	73,310
10/13/02	Dallas	Dallas, 14-13	61,733
11/23/03	Dallas	Dallas, 24-20	63,871
1/3/04**	Carolina	Carolina, 10-29	73,014
12/24/05	Carolina	Dallas, 24-20	73,346
10/29/06	Carolina	Dallas, 35-14	73,862
12/22/07	Carolina	Dallas, 20-13	73,860
9/28/09	Dallas	Dallas, 21-7	90,588
10/21/12	Carolina	Dallas, 19-14	73,981

\*NFC Divisional Playoffs

\*\*NFC Wild Card Playoffs

## Chicago Bears (Dallas Leads Series, 13-11)

Date	Site	Winner-Score	Att.
11/27/60	Chicago	Chicago, 7-17	39,951
11/18/62	Dallas	Chicago, 33-34	12,692
11/1/64	Chicago	Dallas, 24-10	47,527
11/24/68	Chicago	Dallas, 34-3	46,667
10/31/71	Chicago	Chicago, 19-23	55,049
9/16/73	Chicago	Dallas, 20-17	55,701
10/24/76	Dallas	Dallas, 31-21	61,346
12/26/77*	Dallas	Dallas, 37-7	62,920
9/16/79	Dallas	Dallas, 24-20	64,056
11/26/81	Dallas	Dallas, 10-9	63,499
9/30/84	Chicago	Dallas, 23-14	63,623
11/17/85	Dallas	Chicago, 0-44	63,855
12/21/86	Dallas	Chicago, 10-24	57,256
10/16/88	Chicago	Chicago, 7-17	64,759
12/29/91**	Chicago	Dallas, 17-13	62,594
12/27/92	Dallas	Dallas, 27-14	63,101
9/2/96	Chicago	Chicago, 6-22	63,076
9/28/97	Dallas	Dallas, 27-3	64,082
10/18/98	Chicago	Chicago, 12-13	59,201
11/25/04	Dallas	Dallas, 21-7	64,026
9/23/07	Chicago	Dallas, 34-10	62,099
9/19/10	Dallas	Chicago, 20-27	85,168
10/1/12	Dallas	Chicago, 18-34	90,080
12/9/13	Chicago	Chicago, 28-45	62,229

2014 Dec. 4 at Chicago

\*NFC Divisional Playoffs

\*\*NFC First-Round Playoffs

## Cincinnati Bengals (Dallas Leads Series, 7-4)

Date	Site	Winner-Score	Att.
11/4/73	Dallas	Dallas, 38-10	58,802
9/30/79	Dallas	Dallas, 38-13	63,179

12/8/85	Cincinnati	Cincinnati, 24-50	56,936
11/20/88	Dallas	Cincinnati, 24-38	37,865
10/13/91	Dallas	Dallas, 35-23	63,275
10/30/94	Cincinnati	Dallas, 23-20	57,096
12/14/97	Cincinnati	Cincinnati, 24-31	60,043
11/12/00	Dallas	Dallas, 23-6	62,170
11/7/04	Cincinnati	Cincinnati, 3-26	65,721
10/5/08	Dallas	Dallas, 31-22	62,655
12/9/12	Cincinnati	Dallas, 20-19	63,590

## Cleveland Browns (Cleveland Leads Series, 17-13)

Date	Site	Winner-Score	Att.
10/16/60	Dallas	Cleveland, 7-48	28,500
10/1/61	Cleveland	Cleveland, 7-25	43,638
12/3/61	Dallas	Cleveland, 17-38	23,500
10/7/62	Cleveland	Cleveland, 10-19	40,040
12/2/62	Dallas	Dallas, 45-21	24,226
9/22/63	Dallas	Cleveland, 24-41	28,710
11/24/63	Cleveland	Cleveland, 17-27	55,096
10/4/64	Cleveland	Cleveland, 6-27	72,062
10/18/64	Dallas	Cleveland, 16-20	37,456
10/17/65	Cleveland	Cleveland, 17-23	80,451
11/21/65	Dallas	Cleveland, 17-24	76,251
10/23/66	Cleveland	Cleveland, 21-30	84,721
11/24/66	Dallas	Dallas, 26-14	80,259
9/17/67	Cleveland	Dallas, 21-14	81,039
12/24/67*	Dallas	Dallas, 52-14	70,786
9/22/68	Dallas	Dallas, 28-7	68,733
12/21/68*	Cleveland	Cleveland, 20-31	81,497
11/2/69	Cleveland	Cleveland, 10-42	84,850
12/28/69*	Dallas	Cleveland, 14-38	69,321
12/12/70	Cleveland	Dallas, 6-2	75,458
12/7/74	Dallas	Dallas, 41-17	48,754
9/24/79	Cleveland	Cleveland, 7-26	80,123
11/25/82	Dallas	Dallas, 31-14	46,267
9/22/85	Dallas	Dallas, 20-7	61,456
12/4/88	Cleveland	Cleveland, 21-24	77,683
9/1/91	Cleveland	Dallas, 26-14	78,860
12/10/94	Dallas	Cleveland, 14-19	64,826
9/19/04	Dallas	Dallas, 19-12	63,119
9/7/08	Cleveland	Dallas, 28-10	73,012
11/18/12	Dallas	Dallas, 23-20 (OT)	81,963

\*Eastern Conference Championship Game

## Denver Broncos (Denver Leads Series, 7-5)

Date	Site	Winner-Score	Att.
12/2/73	Denver	Dallas, 22-10	51,706
12/18/77	Dallas	Dallas, 14-6	63,752
1/15/78*	New Orleans	Dallas, 27-10	76,400
9/14/80	Denver	Denver, 20-41	74,919
10/5/86	Denver	Denver, 14-29	76,082
12/6/92	Denver	Dallas, 31-27	74,946
9/10/95	Dallas	Dallas, 31-21	64,578
9/13/98	Denver	Denver, 23-42	75,013
11/22/01	Dallas	Denver, 24-26	64,104
11/24/05	Dallas	Denver, 21-24 (OT)	63,273
10/4/09	Denver	Denver, 10-17	76,440
10/6/13	Dallas	Denver, 48-51	92,758

\*Super Bowl XII, Jan. 15, 1978

## Detroit Lions (Dallas Leads Series, 13-12)

Date	Site	Winner-Score	Att.
12/11/60	Detroit	Detroit, 14-23	43,272
10/13/63	Dallas	Dallas, 17-14	27,262
9/15/68	Dallas	Dallas, 59-13	61,382
12/26/70*	Dallas	Dallas, 5-0	73,167
10/30/72	Dallas	Dallas, 28-24	65,378
10/6/75	Detroit	Dallas, 36-10	79,784
10/30/77	Dallas	Dallas, 37-0	63,160

## Detroit, cont.

Date	Site	Winner-Score	Att.
11/15/81	Detroit	Detroit, 24-27	79,694
9/15/85	Detroit	Detroit, 21-26	72,985
<b>9/14/86</b>	<b>Detroit</b>	<b>Dallas, 31-7</b>	<b>73,812</b>
11/8/87	Detroit	Detroit, 17-27	45,325
10/27/91	Detroit	Detroit, 10-34	74,906
1/5/92*	Detroit	Detroit, 6-38	78,290
<b>11/8/92</b>	<b>Detroit</b>	<b>Dallas, 37-3</b>	<b>74,816</b>
9/19/94	Dallas	Detroit, 17-20 (OT)	64,102
1/6/02	Detroit	Detroit, 10-15	77,512
11/3/02	Detroit	Detroit, 7-9	61,789
<b>10/19/03</b>	<b>Detroit</b>	<b>Dallas, 38-7</b>	<b>61,160</b>
<b>10/31/04</b>	<b>Dallas</b>	<b>Dallas, 31-21</b>	<b>63,616</b>
<b>11/20/05</b>	<b>Dallas</b>	<b>Dallas, 20-7</b>	<b>62,670</b>
12/31/06	Dallas	Detroit, 31-39	63,008
<b>12/9/07</b>	<b>Detroit</b>	<b>Dallas, 28-27</b>	<b>62,759</b>
<b>11/21/10</b>	<b>Dallas</b>	<b>Dallas, 35-19</b>	<b>81,261</b>
10/2/11	Dallas	Detroit, 30-34	78,122
2013	Detroit	Detroit, 30-31	64,379

\*NFC Divisional Playoffs

### Green Bay Packers (Dallas Leads Series, 16-15)

Date	Site	Winner-Score	Att.
11/13/60	Green Bay	Green Bay, 7-41	32,294
11/29/64	Dallas	Green Bay, 21-45	44,975
10/24/65	Milwaukee	Green Bay, 3-13	48,311
1/1/67*	Dallas	Green Bay, 27-34	75,504
12/31/67*	Green Bay	Green Bay, 17-21	50,861
10/28/68	Dallas	Green Bay, 17-28	74,604
<b>11/26/70</b>	<b>Dallas</b>	<b>Dallas, 16-3</b>	<b>67,182</b>
10/1/72	Milwaukee	Green Bay, 14-16	47,103
10/19/75	Dallas	Green Bay, 17-19	64,934
<b>11/12/78</b>	<b>Milwaukee</b>	<b>Dallas, 42-14</b>	<b>55,256</b>
<b>9/28/80</b>	<b>Milwaukee</b>	<b>Dallas, 28-7</b>	<b>54,776</b>
<b>1/16/83**</b>	<b>Dallas</b>	<b>Dallas, 37-26</b>	<b>63,972</b>
<b>9/23/84</b>	<b>Dallas</b>	<b>Dallas, 20-6</b>	<b>64,222</b>
10/8/89	Green Bay	Green Bay, 13-31	56,656
12/24/89	Dallas	Green Bay, 10-20	41,265
<b>10/6/91</b>	<b>Milwaukee</b>	<b>Dallas, 20-17</b>	<b>53,695</b>
<b>10/3/93</b>	<b>Dallas</b>	<b>Dallas, 36-14</b>	<b>63,568</b>
<b>1/16/94S</b>	<b>Dallas</b>	<b>Dallas, 27-17</b>	<b>64,790</b>
<b>11/24/94</b>	<b>Dallas</b>	<b>Dallas, 42-31</b>	<b>64,597</b>
<b>1/8/95S</b>	<b>Dallas</b>	<b>Dallas, 35-9</b>	<b>64,745</b>
<b>10/8/95</b>	<b>Dallas</b>	<b>Dallas, 34-24</b>	<b>64,806</b>
<b>1/14/96*</b>	<b>Dallas</b>	<b>Dallas, 38-27</b>	<b>65,135</b>
<b>11/18/96</b>	<b>Dallas</b>	<b>Dallas, 21-6</b>	<b>65,032</b>
11/23/97	Green Bay	Green Bay, 17-45	60,111
<b>11/14/99</b>	<b>Dallas</b>	<b>Dallas, 27-13</b>	<b>64,634</b>
10/24/04	Green Bay	Green Bay, 20-41	70,679
<b>11/29/07</b>	<b>Dallas</b>	<b>Dallas, 37-27</b>	<b>64,167</b>
<b>9/21/08</b>	<b>Green Bay</b>	<b>Dallas, 27-16</b>	<b>71,113</b>
11/15/09	Green Bay	Green Bay, 7-17	70,894
11/7/10	Green Bay	Green Bay, 7-45	70,913
12/25/13	Dallas	Green Bay, 37-36	91,054

#NFC Divisional Playoffs

\*NFC Championship Game

\*\*NFL Championship Game

\*\*Super Bowl Tournament

### Houston Texans (Dallas Leads Series, 2-1)

Date	Site	Winner-Score	Att.
9/8/02	Houston	Houston, 10-19	69,604
<b>10/15/06</b>	<b>Dallas</b>	<b>Dallas, 34-6</b>	<b>63,186</b>
<b>9/26/10</b>	<b>Houston</b>	<b>Dallas, 27-13</b>	<b>71,456</b>

2014 Oct. 5 at Dallas

### Indianapolis Colts (Dallas Leads Series, 9-6)

Date	Site	Winner-Score	Att.
10/30/60	Dallas	Baltimore, 7-45	25,500
12/3/67	Baltimore	Baltimore, 17-23	60,238
<b>12/13/69</b>	<b>Dallas</b>	<b>Dallas, 27-10</b>	<b>63,191</b>
1/17/71*	Miami	Baltimore, 13-16	80,055
<b>10/15/72</b>	<b>Baltimore</b>	<b>Dallas, 21-0</b>	<b>58,992</b>
<b>9/26/76</b>	<b>Dallas</b>	<b>Dallas, 30-27</b>	<b>64,237</b>
<b>9/4/78</b>	<b>Dallas</b>	<b>Dallas, 38-0</b>	<b>64,224</b>
<b>12/6/81</b>	<b>Baltimore</b>	<b>Dallas, 37-13</b>	<b>54,871</b>
<b>10/28/84</b>	<b>Dallas</b>	<b>Dallas, 22-3</b>	<b>58,724</b>
<b>10/10/93</b>	<b>Indianapolis</b>	<b>Dallas, 27-3</b>	<b>60,453</b>
9/15/96	Dallas	Indianapolis, 24-25	63,021
10/31/99	Indianapolis	Indianapolis, 24-34	56,800
11/17/02	Indianapolis	Indianapolis, 3-20	57,057
<b>11/19/06</b>	<b>Dallas</b>	<b>Dallas, 21-14</b>	<b>63,207</b>
<b>12/5/10</b>	<b>Indianapolis</b>	<b>Dallas, 38-35 (OT)</b>	<b>67,471</b>

2014 Dec. 21 at Dallas

\*Super Bowl V, Jan. 17, 1971

### Jacksonville Jaguars (Jacksonville Leads Series, 3-2)

Date	Site	Winner-Score	Att.
<b>10/19/97</b>	<b>Dallas</b>	<b>Dallas, 26-22</b>	<b>64,464</b>
10/29/00	Dallas	Jacksonville, 17-23 (OT)	63,554
<b>11/24/02</b>	<b>Dallas</b>	<b>Dallas, 21-19</b>	<b>62,204</b>
9/10/06	Jacksonville	Jacksonville, 17-24	67,164
10/31/10	Dallas	Jacksonville, 17-35	81,395

2014 Nov. 9 at Jacksonville (London)

### Kansas City Chiefs (Dallas Leads Series, 6-4)

Date	Site	Winner-Score	Att.
<b>10/25/70</b>	<b>Kansas City</b>	<b>Dallas, 27-16</b>	<b>51,158</b>
11/10/75	Dallas	Kansas City, 31-34	63,539
<b>11/20/83</b>	<b>Dallas</b>	<b>Dallas, 41-21</b>	<b>64,103</b>
10/22/89	Kansas City	Kansas City, 28-36	76,841
<b>10/18/92</b>	<b>Dallas</b>	<b>Dallas, 17-10</b>	<b>64,115</b>
<b>11/23/95</b>	<b>Dallas</b>	<b>Dallas, 24-12</b>	<b>64,901</b>
12/13/98	Kansas City	Kansas City, 17-20	77,697
<b>12/11/05</b>	<b>Dallas</b>	<b>Dallas, 31-28</b>	<b>63,432</b>
<b>10/11/09</b>	<b>Kansas City</b>	<b>Dallas, 26-20 (OT)</b>	<b>71,214</b>
9/15/13	Kansas City	Kansas City 16-17	76,952

### Miami Dolphins (Miami Leads Series, 7-6)

Date	Site	Winner-Score	Att.
<b>1/16/72*</b>	<b>New Orleans</b>	<b>Dallas, 24-3</b>	<b>81,035</b>
11/22/73	Dallas	Miami, 7-14	64,100
11/5/78	Miami	Miami, 16-23	69,414
<b>10/25/81</b>	<b>Dallas</b>	<b>Dallas, 28-27</b>	<b>64,221</b>
12/17/84	Miami	Miami, 21-28	74,139
11/22/87	Dallas	Miami, 14-20	56,519
11/19/89	Dallas	Miami, 14-17	56,044
11/25/93	Dallas	Miami, 14-16	60,198
<b>10/27/96</b>	<b>Miami</b>	<b>Dallas, 29-10</b>	<b>75,283</b>
<b>11/25/99</b>	<b>Dallas</b>	<b>Dallas, 20-0</b>	<b>64,328</b>
11/27/03	Dallas	Miami, 21-40	64,101
<b>9/16/07</b>	<b>Miami</b>	<b>Dallas, 37-20</b>	<b>71,615</b>
<b>11/24/11</b>	<b>Dallas</b>	<b>Dallas, 20-19</b>	<b>87,418</b>

\*Super Bowl VI, Jan. 16, 1972



## Minnesota Vikings (Dallas Leads Series, 15-14)

Date	Site	Winner-Score	Att.
9/24/61	Dallas	Dallas, 21-7	20,500
10/8/61	Minnesota	Dallas, 28-0	33,070
9/25/66	Dallas	Dallas, 28-17	64,116
10/20/68	Dallas	Dallas, 20-7	47,644
10/18/70	Minnesota	Minnesota, 13-54	47,900
12/25/71*	Minnesota	Dallas, 20-12	49,100
12/30/73**	Dallas	Minnesota, 10-27	64,524
10/6/74	Dallas	Minnesota, 21-23	57,847
12/28/75*	Minnesota	Dallas, 17-14	48,341
9/18/77	Minnesota	Dallas, 16-10 (OT)	47,678
1/1/78**	Dallas	Dallas, 23-6	61,968
10/26/78	Dallas	Minnesota, 10-21	61,848
10/7/79	Minnesota	Dallas, 36-20	47,572
1/3/83	Minnesota	Minnesota, 27-31	60,007
10/2/83	Minnesota	Dallas, 37-24	60,774
11/26/87	Dallas	Minnesota, 38-44 (OT)	54,229
11/13/88	Dallas	Minnesota, 3-43	57,830
12/12/93	Minnesota	Dallas, 37-20	63,321
9/17/95	Minnesota	Dallas, 23-17 (OT)	60,088
12/28/96S	Dallas	Dallas, 40-15	64,682
11/26/98	Dallas	Minnesota, 36-46	64,366
11/8/99	Minnesota	Minnesota, 17-27	64,111
1/9/00S	Minnesota	Minnesota, 10-27	64,056
11/23/00	Dallas	Minnesota, 15-27	63,878
9/12/04	Minnesota	Minnesota, 17-35	64,105
10/21/07	Dallas	Dallas, 24-14	63,432
1/17/10*	Minnesota	Minnesota, 3-34	63,547
10/17/10	Minnesota	Minnesota, 21-24	64,120
2013	Dallas	Dallas 27-23	85,360

\$NFC Wild Card Game  
\*NFC Divisional Playoff Game  
\*\*NFC Championship Game

## New England Patriots (Dallas Leads Series, 7-4)

Date	Site	Winner-Score	Att.
10/24/71	Dallas	Dallas, 44-21	65,708
11/16/75	New England	Dallas, 34-31	60,905
12/3/78	Dallas	Dallas, 17-10	63,263
9/21/81	New England	Dallas, 35-21	60,311
11/22/84	Dallas	Dallas, 20-17	55,341
11/15/87	New England	Dallas, 23-17 (OT)	60,567
12/15/96	Dallas	Dallas, 12-6	64,578
12/5/99	New England	New England, 6-13	58,444
11/16/03	New England	New England, 0-12	68,436
10/14/07	Dallas	New England, 27-48	63,984
10/16/11	New England	New England, 16-20	68,756

## New Orleans Saints (Dallas Leads Series, 15-11)

Date	Site	Winner-Score	Att.
10/15/67	Dallas	Dallas, 14-10	52,562
11/12/67	New Orleans	Dallas, 27-10	83,437
11/3/68	New Orleans	Dallas, 17-3	84,728
9/28/69	New Orleans	Dallas, 21-17	79,567
11/9/69	Dallas	Dallas, 33-17	68,282
10/17/71	New Orleans	New Orleans, 14-24	83,088
9/24/73	Dallas	Dallas, 40-3	53,972
9/19/76	New Orleans	Dallas, 24-6	61,413
11/19/78	Dallas	Dallas, 27-7	57,920
12/19/82	Dallas	Dallas, 21-7	64,506
9/25/83	Dallas	Dallas, 21-20	62,136
10/21/84	Dallas	Dallas, 30-27 (OT)	50,966
10/3/88	New Orleans	New Orleans, 17-20	68,474
9/10/89	New Orleans	New Orleans, 0-28	66,977
12/2/90	Dallas	Dallas, 17-13	60,807
12/8/91	Dallas	Dallas, 23-14	64,530

12/19/94	New Orleans	Dallas, 24-16	67,323
12/6/98	New Orleans	New Orleans, 3-22	65,065
12/24/99	New Orleans	New Orleans, 24-31	47,835
12/28/03	New Orleans	New Orleans, 7-13	68,451
12/12/04	Dallas	New Orleans, 13-27	64,056
12/10/06	Dallas	New Orleans, 17-42	63,722
12/19/09	New Orleans	Dallas, 24-17	70,213
11/25/10	Dallas	New Orleans, 27-30	93,985
12/23/12	Dallas	New Orleans, 31-34	92,570
11/10/13	New Orleans	New Orleans, 49-17	73,018

2014 Sept. 28 at Dallas

## New York Giants (Dallas Leads Series, 59-43-2)

Date	Site	Winner-Score	Att.
12/4/60	New York	Tie, 31-31	55,033
10/15/61	Dallas	New York, 10-31	41,500
10/29/61	New York	Dallas, 17-16	60,254
11/11/62	Dallas	New York, 10-41	45,668
12/16/62	New York	New York, 10-41	62,694
10/20/63	New York	New York, 21-37	62,889
12/1/63	Dallas	New York, 27-34	29,635
10/11/64	Dallas	Tie, 13-13	33,225
11/8/64	New York	Dallas, 31-21	63,031
9/19/65	Dallas	Dallas, 31-2	59,366
12/19/65	New York	Dallas, 38-20	62,871
9/18/66	Dallas	Dallas, 52-7	60,010
12/18/66	New York	Dallas, 17-7	62,735
9/24/67	Dallas	Dallas, 38-24	66,209
11/10/68	Dallas	New York, 21-27	72,163
12/15/68	New York	Dallas, 28-10	62,617
10/27/69	Dallas	Dallas, 25-3	58,964
9/27/70	Dallas	Dallas, 28-10	57,236
11/8/70	New York	New York, 20-23	62,938
10/11/71	Dallas	Dallas, 20-13	68,378
12/12/71	New York	Dallas, 42-14	62,815
9/24/72	New York	Dallas, 23-14	62,725
12/17/72	Dallas	New York, 3-23	64,602
10/21/73	Dallas	Dallas, 45-28	64,898
11/11/73	N. Haven	Dallas, 23-10	70,128
9/29/74	Dallas	New York, 6-14	46,353
10/27/74	N. Haven	Dallas, 21-7	61,191
10/12/75	New York	Dallas, 13-7	56,511
11/30/75	Dallas	Dallas, 14-3	53,329
10/10/76	New York	Dallas, 24-14	76,042
11/7/76	Dallas	Dallas, 9-3	58,870
9/25/77	Dallas	Dallas, 41-21	64,215
11/6/77	New York	Dallas, 24-10	74,532
9/10/78	New York	Dallas, 34-24	73,265
10/8/78	Dallas	Dallas, 24-3	64,869
11/4/79	New York	Dallas, 16-14	76,490
12/2/79	Dallas	Dallas, 28-7	63,787
10/5/80	Dallas	Dallas, 24-3	59,126
11/9/80	New York	New York, 35-38	68,343
9/27/81	Dallas	Dallas, 18-10	63,499
12/19/81	New York	New York, 10-13 (OT)	73,009
9/18/83	Dallas	Dallas, 28-13	62,347
10/30/83	New York	Dallas, 38-20	76,142
9/9/84	New York	New York, 7-28	75,921
11/4/84	Dallas	New York, 7-19	60,235
10/6/85	New York	Dallas, 30-29	74,981
12/15/85	Dallas	Dallas, 28-21	62,310
9/8/86	Dallas	Dallas, 31-28	59,804
11/2/86	New York	New York, 14-17	74,871
9/20/87	New York	Dallas, 16-14	73,426
11/2/87	Dallas	Dallas, 33-24	55,730
9/18/88	Dallas	New York, 10-12	55,325
11/6/88	New York	New York, 21-29	75,826
10/1/89	Dallas	New York, 13-30	51,785
12/16/89	New York	New York, 0-15	72,141
9/16/90	Dallas	New York, 7-28	61,090
9/30/90	New York	New York, 17-31	75,923
9/29/91	Dallas	Dallas, 21-16	64,010

## New York Giants, cont.

Date	Site	Winner-Score	Att.
11/17/91	New York	New York, 9-22	76,410
9/13/92	New York	Dallas, 34-28	76,430
11/26/92	Dallas	Dallas, 30-3	62,416
11/7/93	Dallas	Dallas, 31-9	64,735
1/2/94	New York	Dallas, 16-13 (OT)	77,356
11/7/94	Dallas	Dallas, 38-10	64,836
12/24/94	New York	New York, 10-15	66,943
9/4/95	New York	Dallas, 35-0	77,454
12/17/95	Dallas	Dallas, 21-20	64,400
9/8/96	Dallas	Dallas, 27-0	63,069
11/24/96	New York	New York, 6-20	77,081
10/5/97	New York	New York, 17-20	77,137
12/21/97	Dallas	New York, 7-20	63,746
9/21/98	New York	Dallas, 31-7	78,039
11/8/98	Dallas	Dallas, 16-6	64,316
10/18/99	New York	New York, 10-13	78,204
1/2/00	Dallas	Dallas, 26-18	63,767
10/15/00	New York	New York, 14-19	78,189
12/17/00	Dallas	New York, 13-17	61,311
11/4/01	New York	New York, 24-27 (OT)	78,673
12/9/01	Dallas	Dallas, 20-13	61,821
10/6/02	Dallas	New York, 17-21	63,447
12/15/02	New York	New York, 7-37	78,698
9/15/03	New York	Dallas, 35-32 (OT)	78,907
12/21/03	Dallas	Dallas, 19-3	64,118
10/10/04	Dallas	New York, 10-26	64,018
1/2/05	New York	New York, 24-28	78,500
10/16/05	Dallas	Dallas, 16-13 (OT)	62,278
12/4/05	New York	New York, 10-17	78,645
10/23/06	Dallas	New York, 22-36	63,512
12/3/06	New York	Dallas, 23-20	78,666
9/9/07	Dallas	Dallas, 45-35	63,031
11/11/07	New York	Dallas, 31-20	78,964
1/13/08*	Dallas	New York, 17-21	63,660
11/2/08	New York	New York, 14-35	78,826
12/14/08	Dallas	Dallas, 20-8	63,776
9/20/09	Dallas	New York, 31-33	105,121
12/16/09	New York	New York, 24-31	79,244
10/25/10	Dallas	New York, 35-41	91,375
11/14/10	New York	Dallas, 33-20	80,851
12/11/11	Dallas	New York, 34-37	92,952
1/11/12	New York	New York, 14-31	81,077
9/5/12	New York	Dallas, 27-14	82,287
10/28/12	Dallas	New York, 24-29	94,067
9/8/13	Dallas	Dallas, 31-6	85,348
11/24/13	New York	Dallas, 24-21	80,499

\*Oct. 19 at Dallas

\*Nov. 27 at New York

\*NFC Divisional Playoffs

New York Jets  
(Dallas Leads Series, 7-3)

Date	Site	Winner-Score	Att.
12/4/71	Dallas	Dallas, 52-10	66,689
12/21/75	New York	Dallas, 31-21	37,279
12/17/78	New York	Dallas, 30-7	52,532
10/4/87	New York	Dallas, 38-24	12,370
11/4/90	New York	New York, 9-24	68,086
12/18/93	New York	Dallas, 28-7	73,233
12/19/99	Dallas	New York, 21-22	64,271
9/28/03	New York	Dallas, 17-6	77,863
11/22/07	Dallas	Dallas, 34-3	63,315
9/11/11	New York	New York, 24-27	78,702

Oakland Raiders  
(Oakland Leads Series, 6-5)

Date	Site	Winner-Score	Att.
12/14/74	Oakland	Oakland, 23-27	45,850
12/7/80	Oakland	Dallas, 19-13	53,194
10/23/83	Dallas	Los Angeles, 38-40	64,991
11/9/86	Dallas	Los Angeles, 13-17	61,706

10/25/92	Los Angeles	Dallas, 28-13	91,505
11/19/95	Oakland	Dallas, 34-21	54,092
9/27/98	Dallas	Oakland, 12-13	63,544
10/7/01	Oakland	Oakland, 21-28	61,535
10/2/05	Oakland	Oakland, 13-19	62,400
11/26/09	Dallas	Dallas, 24-7	83,489
11/28/13	Dallas	Dallas, 31-24	87,572

Philadelphia Eagles  
(Dallas Leads Series, 62-48)

Date	Site	Winner-Score	Att.
9/30/60	Dallas	Philadelphia, 25-27	18,500
10/22/61	Dallas	Philadelphia, 7-43	25,000
11/26/61	Philadelphia	Philadelphia, 13-35	60,127
10/14/62	Dallas	Dallas, 41-19	18,645
11/25/62	Philadelphia	Philadelphia, 14-28	58,070
10/6/63	Philadelphia	Philadelphia, 21-24	60,671
11/17/63	Dallas	Dallas, 27-20	23,694
11/15/64	Dallas	Philadelphia, 14-17	55,972
12/6/64	Philadelphia	Philadelphia, 14-24	60,671
10/10/65	Dallas	Philadelphia, 24-35	56,249
12/5/65	Philadelphia	Dallas, 21-19	54,714
10/9/66	Dallas	Dallas, 56-7	69,372
11/6/66	Philadelphia	Philadelphia, 23-24	60,658
10/29/67	Philadelphia	Philadelphia, 14-21	60,740
12/10/67	Dallas	Dallas, 38-17	55,834
9/29/68	Philadelphia	Dallas, 45-13	60,858
10/13/68	Dallas	Dallas, 34-14	72,083
10/5/69	Philadelphia	Dallas, 38-7	60,658
10/19/69	Dallas	Dallas, 49-14	71,509
9/20/70	Philadelphia	Dallas, 17-7	59,728
11/1/70	Dallas	Dallas, 21-17	55,736
9/26/71	Philadelphia	Dallas, 42-7	65,358
11/14/71	Dallas	Dallas, 20-7	60,178
9/17/72	Dallas	Dallas, 28-6	55,850
11/19/72	Philadelphia	Dallas, 28-7	65,720
10/28/73	Philadelphia	Philadelphia, 16-30	65,954
11/18/73	Dallas	Dallas, 31-10	61,985
9/23/74	Philadelphia	Philadelphia, 10-13	64,088
10/20/74	Dallas	Dallas, 31-24	43,586
10/26/75	Philadelphia	Dallas, 20-17	64,889
11/23/75	Dallas	Dallas, 27-17	57,893
9/12/76	Dallas	Dallas, 27-7	54,052
12/5/76	Philadelphia	Dallas, 26-7	55,072
10/23/77	Philadelphia	Dallas, 16-10	65,507
12/4/77	Dallas	Dallas, 24-14	60,289
10/22/78	Dallas	Dallas, 14-7	60,525
12/10/78	Philadelphia	Dallas, 31-13	64,667
11/12/79	Dallas	Philadelphia, 21-31	62,417
12/8/79	Philadelphia	Dallas, 24-17	71,434
10/19/80	Philadelphia	Philadelphia, 10-17	70,696
12/21/80	Dallas	Dallas, 35-27	62,548
11/11/81**	Philadelphia	Philadelphia, 7-20	70,696
11/1/81	Philadelphia	Dallas, 17-14	72,111
12/13/81	Dallas	Dallas, 21-10	64,955
12/26/82	Dallas	Philadelphia, 20-24	46,199
10/16/83	Dallas	Dallas, 37-7	63,070
11/6/83	Philadelphia	Dallas, 27-20	71,236
9/16/84	Dallas	Dallas, 23-17	64,521
12/2/84	Philadelphia	Dallas, 26-10	66,322
10/20/85	Philadelphia	Philadelphia, 14-16	70,114
11/24/85	Dallas	Dallas, 35-17	54,047
10/19/86	Philadelphia	Dallas, 17-14	68,572
12/14/86	Dallas	Philadelphia, 21-23	46,117
10/11/87	Dallas	Dallas, 41-22	40,622
10/25/87	Philadelphia	Philadelphia, 20-37	61,630
10/23/88	Philadelphia	Philadelphia, 23-24	66,309
12/18/88	Dallas	Philadelphia, 7-23	46,131
11/23/89	Dallas	Philadelphia, 0-27	54,444
12/10/89	Philadelphia	Philadelphia, 10-20	59,842
10/28/90	Dallas	Philadelphia, 20-21	62,605
12/23/90	Philadelphia	Philadelphia, 3-17	63,895
9/15/91	Dallas	Philadelphia, 0-24	62,656
12/15/91	Philadelphia	Dallas, 25-13	65,854
10/5/92	Philadelphia	Philadelphia, 7-31	66,572
11/1/92	Dallas	Dallas, 20-10	65,012



1/10/93*	Dallas	Dallas, 34-10	63,721
10/31/93	Philadelphia	Dallas, 23-10	61,912
12/6/93	Dallas	Dallas, 23-17	64,521
10/16/94	Dallas	Dallas, 24-13	64,703
12/4/94	Philadelphia	Dallas, 31-19	65,947
11/6/95	Dallas	Dallas, 34-12	64,876
12/10/95	Philadelphia	Philadelphia, 17-20	66,198
1/7/96*	Dallas	Dallas, 30-11	64,371
9/30/96	Philadelphia	Dallas, 23-19	67,201
11/3/96	Dallas	Philadelphia, 21-31	64,952
9/15/97	Dallas	Dallas, 21-20	63,942
10/26/97	Philadelphia	Philadelphia, 12-13	67,106
11/2/98	Philadelphia	Dallas, 34-0	67,002
12/20/98	Dallas	Dallas, 13-9	62,722
10/10/99	Philadelphia	Philadelphia, 10-13	66,669
12/12/99	Dallas	Dallas, 20-10	64,086
9/3/00	Dallas	Philadelphia, 14-41	62,872
11/5/00	Philadelphia	Philadelphia, 13-16 (OT)	65,636
9/30/01	Philadelphia	Philadelphia, 18-40	66,621
11/18/01	Dallas	Philadelphia, 3-36	63,204
9/22/02	Philadelphia	Philadelphia, 13-44	65,537
12/21/02	Dallas	Philadelphia, 3-27	63,209
10/12/03	Dallas	Dallas, 23-21	63,648
12/7/03	Philadelphia	Philadelphia, 10-36	69,773
11/15/04	Dallas	Philadelphia, 21-49	64,190
12/19/04	Philadelphia	Philadelphia, 7-12	67,723
10/9/05	Dallas	Dallas, 33-10	63,199
11/14/05	Philadelphia	Dallas, 21-20	67,739
10/6/06	Philadelphia	Philadelphia, 24-38	69,268
12/25/06	Dallas	Philadelphia, 7-23	62,839
11/4/07	Philadelphia	Dallas, 38-17	67,688
12/16/07	Dallas	Philadelphia, 6-10	63,777
9/15/08	Dallas	Dallas, 41-37	63,472
12/28/08	Philadelphia	Philadelphia, 6-44	69,144
11/8/09	Philadelphia	Dallas, 20-16	69,144
13/10	Dallas	Dallas, 24-0	100,621
1/9/10S	Dallas	Dallas, 34-14	92,951
12/12/10	Dallas	Philadelphia, 27-30	85,673
1/2/11	Philadelphia	Dallas, 14-13	69,144
10/30/11	Philadelphia	Philadelphia, 7-34	69,144
12/24/11	Dallas	Philadelphia, 7-20	84,432
11/11/12	Philadelphia	Dallas, 38-23	69,144
12/2/12	Dallas	Dallas, 38-33	81,851
10/20/13	Philadelphia	Dallas, 17-3	69,144
12/29/13	Dallas	Philadelphia, 24-22	91,166

2014 Nov. 27 at Dallas  
 2014 Dec. 14 at Dallas  
 \*NFL Wild Card Game  
 \*NFC Divisional Playoffs  
 \*\*NFC Championship Game

### Pittsburgh Steelers (Dallas Leads Series, 16-15)

Date	Site	Winner-Score	Att.
9/24/60	Dallas	Pittsburgh, 28-35	30,000
9/17/61	Dallas	Dallas, 27-24	23,500
11/12/61	Pittsburgh	Pittsburgh, 7-37	17,519
9/23/62	Dallas	Pittsburgh, 28-30	19,478
10/21/62	Pittsburgh	Dallas, 42-27	23,106
10/27/63	Pittsburgh	Pittsburgh, 21-27	19,047
12/8/63	Dallas	Pittsburgh, 19-24	24,136
9/27/64	Pittsburgh	Pittsburgh, 17-23	35,594
12/13/64	Dallas	Dallas, 17-14	35,271
10/31/65	Pittsburgh	Pittsburgh, 13-22	37,804
11/14/65	Dallas	Dallas, 24-17	57,293
10/30/66	Dallas	Dallas, 52-21	58,453
11/20/66	Pittsburgh	Dallas, 20-7	42,185
10/22/67	Pittsburgh	Dallas, 24-21	39,641
12/8/68	Dallas	Dallas, 28-7	55,069
12/7/69	Pittsburgh	Dallas, 10-7	24,990
10/8/72	Dallas	Dallas, 17-13	65,682
1/18/76*	Miami	Pittsburgh, 17-21	80,187
11/20/77	Pittsburgh	Pittsburgh, 13-28	49,761
1/21/79**	Miami	Pittsburgh, 31-35	78,656
10/28/79	Pittsburgh	Pittsburgh, 3-14	50,199
9/13/82	Dallas	Pittsburgh, 28-36	63,431
10/13/85	Dallas	Dallas, 27-13	62,932

9/4/88	Pittsburgh	Pittsburgh, 21-24	56,813
11/28/91	Dallas	Dallas, 20-10	62,253
9/4/94	Pittsburgh	Dallas, 26-9	60,156
1/28/96S	Arizona	Dallas, 27-17	76,347
8/31/97	Pittsburgh	Dallas, 37-7	60,396
10/17/04	Dallas	Pittsburgh, 20-24	64,162
12/7/08	Pittsburgh	Pittsburgh, 13-20	60,594
12/16/12	Dallas	Dallas, 27-24 (OT)	95,595

\*Super Bowl X, Jan. 18, 1976  
 \*\*Super Bowl XIII, Jan. 21, 1979  
 \$\$\$Super Bowl XXX, Jan. 28, 1996

### St. Louis Rams (Dallas Leads Series 16-15)

Date	Site	Winner-Score	Att.
11/6/60	Dallas	Los Angeles, 13-38	16,000
9/30/62	Los Angeles	Dallas, 27-17	26,907
10/1/67	Dallas	Los Angeles, 13-35	75,229
11/23/69	Los Angeles	Los Angeles, 23-24	79,105
11/25/71	Dallas	Dallas, 28-21	66,595
10/14/73	Los Angeles	Los Angeles, 31-37	81,428
12/23/73*	Dallas	Dallas, 27-16	64,291
9/21/75	Dallas	Dallas, 18-7	49,091
1/4/76**	Los Angeles	Dallas, 37-7	84,483
12/19/76*	Dallas	Los Angeles, 12-14	62,436
9/17/78	Los Angeles	Los Angeles, 14-27	65,749
1/7/79**	Los Angeles	Dallas, 28-0	67,470
10/14/79	Dallas	Dallas, 30-6	64,462
12/30/79*	Dallas	Los Angeles, 19-21	64,792
12/15/80	Los Angeles	Los Angeles, 14-38	62,548
12/28/80S	Dallas	Dallas, 34-13	64,533
10/18/81	Dallas	Dallas, 29-17	64,649
12/26/83S	Dallas	Los Angeles, 17-24	43,521
9/3/84	Los Angeles	Dallas, 20-13	65,403
1/4/86*	Los Angeles	Los Angeles, 0-20	66,351
12/7/86	Los Angeles	Los Angeles, 10-29	64,949
12/21/87	Los Angeles	Dallas, 29-21	60,700
12/3/89	Dallas	Los Angeles, 31-35	46,100
11/18/90	Los Angeles	Dallas, 24-21	58,589
11/15/92	Dallas	Los Angeles, 23-27	63,690
9/29/02	St. Louis	Dallas, 13-10	66,165
1/1/06	Dallas	St. Louis, 10-20	63,131
9/30/07	Dallas	Dallas, 35-7	62,861
10/19/08	St. Louis	St. Louis, 14-34	62,035
10/23/11	Dallas	Dallas, 34-7	81,501
9/22/13	Dallas	Dallas, 31-7	80,848

2014 Sept. 21 at St. Louis  
 \*NFL Wild Card Game  
 \*\*NFC Division Playoff Game  
 \*\*\*NFC Championship Game

### San Diego Chargers (Dallas Leads Series, 6-4)

Date	Site	Winner-Score	Att.
11/5/72	San Diego	Dallas, 34-28	54,476
10/26/80	Dallas	Dallas, 42-31	60,639
11/13/83	San Diego	San Diego, 23-24	46,192
11/16/86	San Diego	Dallas, 24-21	55,622
9/9/90	Dallas	Dallas, 17-14	48,063
10/15/95	San Diego	Dallas, 23-9	62,664
9/23/01	Dallas	San Diego, 21-32	63,430
9/11/05	San Diego	Dallas, 28-24	67,679
12/13/09	Dallas	San Diego, 17-20	90,552
9/29/13	San Diego	San Diego, 21-30	68,601

### San Francisco 49ers (Series Tied, 16-16)

Date	Site	Winner-Score	Att.
11/20/60	Dallas	San Francisco, 14-26	10,000
11/10/63	San Francisco	San Francisco, 24-31	29,563

## San Francisco, cont.

Date	Site	Winner-Score	Att.
11/7/65	Dallas	Dallas, 39-31	33,677
12/16/67	San Francisco	San Francisco, 16-24	27,182
11/27/69	Dallas	Tie, 24-24	62,348
1/3/71**	San Francisco	Dallas, 17-10	59,625
1/2/72**	Dallas	Dallas, 14-3	66,311
11/23/72	Dallas	San Francisco, 10-31	65,124
12/23/72*	San Francisco	Dallas, 30-28	61,214
11/10/74	Dallas	Dallas, 20-14	50,018
12/12/77	San Francisco	Dallas, 42-35	55,848
9/9/79	San Francisco	Dallas, 21-13	56,728
10/12/80	Dallas	Dallas, 59-14	63,399
10/11/81	San Francisco	San Francisco, 14-45	57,574
1/10/82**	San Francisco	San Francisco, 27-28	60,525
12/19/83*	San Francisco	San Francisco, 17-42	59,957
12/22/85	San Francisco	San Francisco, 16-31	60,114
10/15/89	Dallas	San Francisco, 14-31	61,077
11/1/90	Dallas	San Francisco, 6-24	62,966
1/17/93**	San Francisco	Dallas, 30-20	64,920
10/17/93	Dallas	Dallas, 26-17	65,099
1/23/94**	Dallas	Dallas, 38-21	64,902
11/13/94	San Francisco	San Francisco, 14-21	69,014
1/15/95**	San Francisco	San Francisco, 28-38	69,125
11/12/95	Dallas	San Francisco, 20-38	65,180
11/10/96	San Francisco	Dallas, 20-17 (OT)	68,919
11/2/97	San Francisco	San Francisco, 10-17	68,657
9/24/00	Dallas	San Francisco, 24-41	64,127
12/30/01	Dallas	Dallas, 27-21	64,366
12/8/02	Dallas	San Francisco, 27-31	64,097
9/25/05	San Francisco	Dallas, 34-31	68,247
11/23/08	Dallas	Dallas, 35-22	63,272
9/18/11	San Francisco	Dallas, 27, 24 (OT)	69,732

2014 Sept. 7 at Dallas

\*NFC Divisional Playoff Game

\*\*NFC Championship Game

Seattle Seahawks  
(Dallas Leads Series, 9-6)

Date	Site	Winner-Score	Att.
10/3/76	Seattle	Dallas, 28-13	62,027
11/27/80	Dallas	Dallas, 51-7	57,540
12/4/83	Seattle	Dallas, 35-10	63,352
11/27/86	Dallas	Seattle, 14-31	58,023
10/11/92	Dallas	Dallas, 27-0	62,311
11/22/98	Dallas	Dallas, 30-22	64,142
12/16/01	Seattle	Seattle, 3-29	63,366
10/27/02	Dallas	Seattle, 14-17	63,854
12/6/04	Seattle	Dallas, 43-39	68,093
10/23/05	Seattle	Seattle, 10-13	67,046
1/6/07*	Seattle	Seattle, 20-21	68,058
11/27/08	Dallas	Dallas, 34-9	63,253
11/1/09	Dallas	Dallas, 38-17	80,886
9/16/11	Dallas	Dallas, 23-13	81,501
11/6/12	Seattle	Seattle, 27-20	98,008

2014 Oct. 12 at Seattle

\*NFC Wild Card Playoffs

Tampa Bay Buccaneers  
(Dallas Leads Series, 13-3)

Date	Site	Winner-Score	Att.
10/2/77	Dallas	Dallas, 23-7	55,316
9/21/80	Dallas	Dallas, 28-17	62,750
1/2/82*	Dallas	Dallas, 38-0	64,848
11/21/82	Dallas	Dallas, 14-9	49,578
1/9/83**	Dallas	Dallas, 30-17	65,042
10/9/83	Dallas	Dallas, 27-24 (OT)	63,308
10/7/90	Dallas	Dallas, 14-10	60,076
10/21/90	Tampa	Dallas, 17-13	68,315
12/3/00	Tampa	Tampa Bay, 7-27	65,621
9/9/01	Dallas	Tampa Bay, 6-10	61,521
10/26/03	Tampa	Tampa Bay, 0-16	65,602
11/23/06	Dallas	Dallas, 38-10	63,183

10/26/08	Dallas	Dallas, 13-9	63,254
9/13/09	Tampa Bay	Dallas, 34-21	63,806
12/17/11	Tampa Bay	Dallas, 31-15	65,162
9/23/12	Dallas	Dallas, 16-10	81,984

\*NFC Divisional Playoff

\*\*Super Bowl Tournament

Tennessee Titans  
(Dallas Leads Series, 7-6)

Date	Site	Winner-Score	Att.
12/20/70	Dallas	Dallas, 52-10	50,504
11/24/74	Houston	Dallas, 10-0	49,775
11/22/79	Dallas	Houston, 24-30	63,897
12/13/82	Houston	Dallas, 37-7	51,808
9/29/85	Houston	Dallas, 17-10	49,686
11/24/88	Dallas	Houston, 17-25	50,845
11/10/91	Houston	Houston, 23-26 (OT)	63,001
9/11/94	Dallas	Dallas, 20-17	64,402
11/27/97	Dallas	Tennessee, 14-27	63,421
12/25/00	Tennessee	Tennessee, 0-31	68,498
9/15/02	Dallas	Dallas, 21-13	62,527
10/1/06	Tennessee	Dallas, 45-14	69,143
10/10/10	Dallas	Tennessee, 27-34	90,616

2014 Sept. 14 at Tennessee

Washington Redskins  
(Dallas Leads Series, 64-42-2)

Date	Site	Winner-Score	Att.
10/9/60	Washington	Washington, 14-26	21,142
11/19/61	Dallas	Tie, 28-28	17,500
12/17/61	Washington	Washington, 24-34	21,451
9/16/62	Dallas	Tie, 35-35	15,730
11/4/62	Washington	Dallas, 38-10	49,888
9/29/63	Washington	Washington, 17-21	40,101
11/3/63	Dallas	Dallas, 35-20	18,838
9/20/64	Dallas	Dallas, 24-18	25,158
11/22/64	Washington	Washington, 16-28	49,219
9/26/65	Dallas	Dallas, 27-7	61,577
11/28/65	Washington	Washington, 31-34	50,205
11/13/66	Washington	Dallas, 31-30	50,927
12/11/66	Dallas	Washington, 31-34	64,198
10/8/67	Washington	Dallas, 17-14	50,566
11/19/67	Dallas	Washington, 20-27	75,538
11/17/68	Washington	Dallas, 29-20	66,076
11/28/68	Dallas	Dallas, 44-24	50,816
11/16/69	Washington	Dallas, 41-28	50,474
12/21/69	Dallas	Dallas, 20-10	56,924
11/22/70	Washington	Dallas, 45-21	50,415
12/6/70	Dallas	Dallas, 34-0	57,936
10/3/71	Dallas	Washington, 16-20	72,000
11/21/71	Washington	Dallas, 13-0	53,041
10/22/72	Washington	Washington, 20-24	53,039
12/9/72	Dallas	Dallas, 34-24	65,136
12/31/72*	Washington	Washington, 3-26	53,129
10/8/73	Washington	Washington, 7-14	54,314
12/9/73	Dallas	Dallas, 27-7	64,458
11/17/74	Washington	Washington, 21-28	54,395
11/28/74	Dallas	Dallas, 24-23	63,243
11/27/75	Washington	Washington, 24-30 (OT)	55,004
12/13/75	Dallas	Dallas, 31-10	61,091
10/31/76	Washington	Dallas, 20-7	55,004
12/12/76	Dallas	Washington, 14-27	59,916
10/16/77	Dallas	Dallas, 34-16	62,115
11/27/77	Washington	Dallas, 14-7	55,031
10/2/78	Washington	Washington, 5-9	55,031
11/23/78	Dallas	Dallas, 37-10	64,905
11/18/79	Washington	Washington, 20-34	55,031
12/16/79	Dallas	Dallas, 35-34	62,867
9/8/80	Washington	Dallas, 17-3	55,045
11/23/80	Dallas	Dallas, 14-10	58,809
9/6/81	Washington	Dallas, 26-10	55,045
11/22/81	Dallas	Dallas, 24-10	64,583



12/5/82	Washington	Dallas, 24-10	54,633	9/12/99	Washington	Dallas, 41-35 (OT)	79,237
1/22/83*	Washington	Washington, 17-31	55,045	10/24/99	Dallas	Dallas, 38-20	64,377
9/5/83	Washington	Dallas, 31-30	55,045	9/18/00	Washington	Dallas, 27-21	84,431
12/11/83	Dallas	Washington, 10-31	65,074	12/10/00	Dallas	Dallas, 32-13	63,467
10/14/84	Washington	Washington, 14-34	55,431	10/15/01	Dallas	Dallas, 9-7	63,941
12/9/84	Dallas	Washington, 28-30	64,286	12/2/01	Washington	Dallas, 20-14	85,112
9/9/85	Dallas	Dallas, 44-14	62,292	11/28/02	Dallas	Dallas, 27-20	63,606
11/10/85	Washington	Dallas, 13-7	55,750	12/29/02	Washington	Washington, 14-20	84,142
10/12/86	Dallas	Dallas, 30-6	63,264	11/2/03	Dallas	Dallas, 21-14	64,002
11/23/86	Washington	Washington, 14-41	55,642	12/14/03	Washington	Dallas, 27-0	70,284
10/19/87	Dallas	Washington, 7-13	60,415	9/27/04	Washington	Dallas, 21-18	90,367
12/13/87	Washington	Washington, 20-24	54,882	12/26/04	Dallas	Dallas, 13-10	63,705
10/9/88	Dallas	Washington, 17-35	63,235	9/19/05	Dallas	Washington, 13-14	65,207
12/11/88	Washington	Dallas, 24-17	51,526	12/18/05	Washington	Washington, 7-35	90,588
9/24/89	Dallas	Washington, 7-30	63,200	9/17/06	Dallas	Dallas, 27-10	63,153
11/5/89	Washington	Dallas, 13-3	53,187	11/5/06	Washington	Washington, 19-22	90,250
9/23/90	Washington	Washington, 15-19	53,804	11/18/07	Dallas	Dallas, 28-23	63,706
11/22/90	Dallas	Dallas, 27-17	60,355	12/30/07	Washington	Washington, 6-27	90,910
9/9/91	Dallas	Washington, 31-33	63,025	9/28/08	Dallas	Washington, 24-26	63,462
11/24/91	Washington	Dallas, 24-21	55,561	11/16/08	Washington	Dallas, 14-10	90,830
9/7/92	Dallas	Dallas, 23-10	63,538	11/22/09	Dallas	Dallas, 7-6	85,277
12/13/92	Washington	Washington, 17-20	56,437	12/27/09	Washington	Dallas, 17-0	88,221
9/6/93	Washington	Washington, 16-35	53,345	9/12/10	Washington	Washington, 7-13	90,670
12/26/93	Dallas	Dallas, 38-3	64,497	12/19/10	Dallas	Dallas, 33-30	86,904
10/2/94	Washington	Dallas, 34-7	55,394	9/26/11	Dallas	Dallas, 18-16	91,017
11/20/94	Dallas	Dallas, 31-7	64,644	11/20/11	Washington	Dallas, 27-24 (OT)	80,122
10/1/95	Washington	Washington, 23-27	55,489	11/22/12	Dallas	Washington, 31-38	90,166
12/3/95	Dallas	Washington, 17-24	64,866	12/30/12	Washington	Washington, 18-28	82,845
11/28/96	Dallas	Dallas, 21-10	64,955	10/13/13	Dallas	Dallas, 31-16	90,239
12/22/96	Washington	Washington, 10-37	56,544	12/22/13	Washington	Dallas, 24-23	80,411
10/13/97	Washington	Washington, 16-21	76,159	2014	Oct. 27 at Dallas		
11/16/97	Dallas	Dallas, 17-14	64,559	2014	Dec. 28 at Washington		
10/4/98	Washington	Dallas, 31-10	72,284				
12/27/98	Dallas	Dallas, 23-7	63,565				

\*NFC Championship Game



## Cowboys Attendance Records

The Cowboys played in the Cotton Bowl (capacity 72,132 in 1970) from 1960 until Texas Stadium was opened on Oct. 24, 1971 against New England. In 1985 seats were removed from Texas Stadium to make room for 118 Cotton Stadium. The last game the Cowboys played at Texas Stadium was against the Baltimore Ravens on Sept. 20, 2008. Dallas opened AT&T Stadium on Sept. 20, 2009 against the N.Y. Giants and hosted 105,121 fans - the most to see an NFL game in league history.

## TOTAL ATTENDANCE

Year	Home Games (No.)	Avg.	Percent Change	Road Games (No.)	Pre-Season Games (No.)	Post-Season Games (No.)	Grand Total
1960	128,500 (6)	21,417	—	214,820 (6)	120,284 (6)	—	463,604
1961	172,000 (7)	24,571	+33.9%	251,443 (7)	97,584 (5)	—	521,027
1962	152,446 (7)	21,778	-11.4%	278,807 (7)	178,683 (5)	—	609,936
1963	188,727 (7)	26,961	+23.8%	280,062 (7)	214,290 (5)	—	683,079
1964	268,661 (7)	38,390	+42.3%	356,339 (7)	207,751 (5)	—	832,751
1965	388,912 (7)	55,559	+44.8%	366,390 (7)	199,395 (5)	65,569 (1)	1,020,266
1966	473,373 (7)	67,625	+21.7%	408,809 (7)	238,186 (5)	75,504 (1)	1,195,521
1967	460,476 (7)	65,782	-2.7%	402,843 (7)	278,511 (5)	121,647 (2)	1,263,477
1968	470,110 (7)	67,158	+2.1%	401,626 (7)	300,909 (6)	104,458 (2)	1,277,103
1969	443,352 (7)	63,336	-5.7%	434,477 (7)	384,095 (6)	100,472 (2)	1,362,396
1970	411,531 (7)	58,790	-7.2%	398,377 (7)	347,327 (6)	121,847 (3)	1,370,082
1971	466,220 (7)	66,603	+13.3%	416,043 (7)	375,250 (6)	159,716 (3)	1,454,229
1972	446,990 (7)	63,856	-4.7%	391,852 (7)	474,273 (7)	114,343 (2)	1,427,458
1973	433,030 (7)	61,861	-3.1%	423,177 (7)	355,994 (6)	128,185 (3)	1,341,016
1974	373,435 (7)	53,348	-13.8%	378,233 (7)	294,620 (6)	129,028 (3)	1,036,228
1975	402,294 (7)	57,471	+7.7%	404,073 (7)	273,567 (6)	121,095 (3)	1,291,029
1976	412,698 (7)	58,957	+2.6%	414,867 (7)	320,564 (6)	62,436 (1)	1,210,565
1977	432,885 (7)	61,840	+5.0%	398,486 (7)	329,549 (6)	201,288 (3)	1,362,208
1978	498,865 (8)	62,358	+0.9%	484,905 (8)	260,344 (4)	206,646 (3)	1,450,578
1979	508,965 (8)	63,621	+0.2%	488,432 (8)	268,989 (5)	64,792 (1)	1,331,178
1980	477,378 (8)	59,672	-6.2%	492,828 (8)	244,612 (4)	195,251 (3)	1,410,069
1981	511,541 (8)	63,943	+7.2%	502,392 (8)	243,849 (4)	125,373 (2)	1,383,155
1982	269,981 (5)	53,996	-15.6%	217,153 (4)	208,057 (4)	184,059 (3)	879,250
1983	505,793 (8)	63,224	+17.1%	481,230 (8)	217,621 (4)	43,521 (1)	1,248,165
1984	479,733 (8)	59,967	-5.2%	523,951 (8)	203,646 (4)	—	1,207,330
1985	478,958 (8)	59,870	-0.2%	489,913 (8)	193,795 (4)	66,351 (1)	1,229,017
1986	469,806 (8)	58,726	-1.9%	518,627 (8)	299,134 (5)	—	1,287,567
1987	344,406 (7)	49,201	-16.2%	416,141 (8)	199,327 (4)	—	959,874
1988	393,129 (8)	49,141	-0.1%	528,529 (8)	177,080 (4)	—	1,098,738
1989	418,346 (8)	52,293	+6.4%	490,586 (8)	215,219 (4)	—	1,124,151
1990	475,432 (8)	59,429	+13.7%	483,944 (8)	173,716 (4)	—	1,133,092
1991	501,901 (8)	62,738	+5.6%	537,101 (8)	219,022 (4)	140,884 (2)	1,398,908
1992	506,758 (8)	63,345	+1.0%	580,181 (8)	284,898 (5)	227,015 (3)	1,598,852
1993	510,068 (8)	63,759	+0.7%	533,380 (8)	283,409 (5)	202,509 (3)	1,529,366
1994	516,828 (8)	64,579	+1.3%	512,896 (8)	354,574 (5)	133,870 (2)	1,517,968
1995	518,167 (8)	64,771	+0.3%	518,468 (8)	305,545 (5)	205,853 (3)	1,548,035
1996	513,794 (8)	64,224	-0.8%	556,875 (8)	264,937 (5)	137,490 (2)	1,473,096
1997	511,767 (8)	63,971	-0.4%	541,187 (8)	240,871 (4)	—	1,293,825
1998	510,438 (8)	63,805	-0.3%	564,224 (8)	354,816 (5)	62,969 (1)	1,492,447
1999	513,295 (8)	64,162	+0.6%	523,375 (8)	232,646 (5)	64,056 (1)	1,333,372
2000	504,360 (8)	63,045	-1.7%	571,110 (8)	289,340 (5)	—	1,364,810
2001	505,501 (8)	63,187	+0.1%	550,712 (8)	261,647 (5)	—	1,317,660
2002	504,717 (8)	63,089	-0.1%	542,694 (8)	246,211 (4)	—	1,293,622
2003	511,244 (8)	63,903	+1.3%	560,476 (8)	195,073 (4)	73,014 (1)	1,339,787
2004	510,892 (8)	63,861	-0.0%	575,112 (8)	226,759 (4)	—	1,311,763
2005	505,258 (8)	63,157	-1.1%	575,780 (8)	193,687 (4)	—	1,274,725
2006	506,308 (8)	63,289	+1.0%	583,201 (8)	203,543 (4)	68,058 (1)	1,361,110
2007	508,278 (8)	63,535	+0.5%	579,470 (8)	254,659 (4)	63,660 (1)	1,542,055
2008	506,944 (8)	63,368	-0.3%	569,943 (8)	257,471 (4)	—	1,468,989
2009	718,055 (8)	89,757	+41.6%	589,176 (8)	243,390 (4)	156,498 (2)	1,707,119
2010	696,377 (8)	87,047	-3.0%	581,596 (8)	301,548 (5)	—	1,579,521
2011	680,685 (8)	85,086	-2.3%	574,875 (8)	251,237 (4)	—	1,506,797
2012	708,273 (8)	88,535	+1.7%	582,079 (8)	252,493 (4)	—	1,542,848
2013	704,345 (8)	88,043	-0.6%	575,233 (8)	278,307 (4)	—	1,557,885
<b>Total</b>	<b>25,031,530 (409)</b>	<b>61,202</b>	<b>—</b>	<b>25,618,589 (409)</b>	<b>13,881,304 (258)</b>	<b>4,015,877 (61)</b>	<b>68,817,919</b>

## LARGEST CROWDS

## HOME

## Regular Season

105,121 vs. N.Y. Giants, Sept. 20, 2009 (NFL record)

\*80,259 vs. Cleveland, Nov. 24, 1966

\*66,689 vs. N.Y. Jets, Dec. 4, 1971

\*165,207 vs. Washington, Sept. 19, 2005

## Postseason

92,951 vs. Philadelphia, Jan. 10, 2010

\*75,504 vs. Green Bay, Jan. 1, 1967

\*66,311 vs. San Francisco, Jan. 2, 1972

\*165,135 vs. Green Bay, Jan. 14, 1996

## Preseason

\*78,807 vs. Green Bay, Aug. 28, 1967

75,720 vs. Tennessee, Aug. 21, 2009

\*65,405 vs. Houston, Aug. 5, 1972

\*63,923 vs. Denver, Aug. 21, 1994

^Cotton Bowl record

†Texas Stadium record

†Texas Stadium record after 1985 improvements

## AWAY

## Regular Season

91,505 @ L.A. Raiders, Oct. 25, 1992

90,830 @ Washington, Nov. 16, 2006

90,670 @ Washington, Sept. 12, 2010

## Postseason

84,483 @ L.A. Rams, Jan. 4, 1976

87,381 @ L.A. Rams, Aug. 8, 1969

## NEUTRAL

## Postseason

98,374 vs. Buffalo @ Pasadena, Jan. 31, 1993

## Preseason

112,376 vs. Houston @ Mexico City, Aug. 15, 1994

106,424 vs. N. Eng. @ Mexico City, Aug. 17, 1998

## SMALLEST CROWDS

## HOME

†10,000 vs. San Francisco, Nov. 20, 1960

12,692 vs. Chicago, Nov. 18, 1962

## AWAY

4,954 vs. Minnesota, Aug. 5, 1961 in Sioux Falls, S.D.

12,370 @ N.Y. Jets, Oct. 4, 1987

†Estimated; no turnstiles in Cotton Bowl in 1960 and 1961

## SELLOUT STREAKS

**Longest home sellout streak** - 194 straight games (began 9/9/91 vs. Washington, still active) regular season and playoffs

**Last home non-sellout** (regular season and playoffs) - 12/16/90 vs. Phoenix (128 straight)

**Longest road sellout streak** - 95 straight games (began 11/3/02 @ Detroit) regular season and playoffs

**Last road non-sellout** (regular season and playoffs) - 10/20/02 @ Arizona (29 straight)

**Longest sellout streak** (home and away - regular season and playoffs) - 190 straight games (began 10/27/02 vs. Seattle, still active)

**Last non-sellout** (regular season and playoffs) - 10/20/02 @ Arizona (58 straight)



## Thanksgiving Day Games (28-16-1)

Since 1966, the Cowboys have been a fixture on Thanksgiving Day, having hosted the annual contest for 46 of the last 48 years. In 1975 and 1977, the St. Louis Cardinals played host to the game in place of Dallas. In 1978, the game returned to Dallas for good. The Cowboys have posted a 29-16-1 record in the holiday classic and a 28-18 mark the following week. Here are the Cowboys annual Thanksgiving Day results:

Date	Result	Win/Loss	TV
11/24/66	DALLAS 26, Cleveland 14	Win	CBS
11/23/67	DALLAS 46, St. Louis 21	Win	CBS
11/28/68	DALLAS 29, Washington 20	Win	CBS
11/27/69	DALLAS 24, San Francisco 24	Tie	CBS
11/26/70	DALLAS 16, Green Bay 3	Win	CBS
11/25/71	DALLAS 28, Los Angeles 21	Win	CBS
11/23/72	San Francisco 31, DALLAS 10	Loss	CBS
11/22/73	Miami 14, DALLAS 7	Loss	NBC
11/28/74	DALLAS 24, Washington 23	Win	CBS
11/25/76	DALLAS 19, St. Louis 14	Win	CBS
11/23/78	DALLAS 37, Washington 10	Win	CBS
11/22/79	Houston 30, DALLAS 24	Loss	NBC
11/27/80	DALLAS 51, Seattle 7	Win	NBC
11/26/81	DALLAS 10, Chicago 9	Win	CBS
11/25/82	DALLAS 31, Cleveland 14	Win	NBC
11/24/83	DALLAS 35, St. Louis 17	Win	CBS
11/22/84	DALLAS 20, New England 17	Win	NBC
11/28/85	DALLAS 35, St. Louis 17	Win	CBS
11/27/86	Seattle 31, DALLAS 14	Loss	NBC
11/26/87	Minnesota 44, DALLAS 38 (OT)	Loss	CBS
11/24/88	Houston 25, DALLAS 17	Loss	NBC
11/23/89	Philadelphia 27, DALLAS 0	Loss	CBS
11/22/90	DALLAS 27, Washington 17	Win	CBS

### Christmas Day Games (1-3)

Date	Result	Win/Loss	TV
12/25/95	Dallas 37, ARIZONA 13	Win	ABC
12/25/00	TENNESSEE 31, Dallas 0	Loss	ABC
12/25/06	Philadelphia 23, DALLAS 7	Loss	NBC
12/25/10	ARIZONA 27, DALLAS 26	Loss	NFLN

#### Postseason (1-0)

12/25/71	Dallas 20, MINNESOTA 12	Win	
----------	-------------------------	-----	--

### New Year's Day Games (0-1)

Date	Result	Win/Loss	TV
1/1/06	St. Louis 20, DALLAS 10	Loss	ESPN
<b>Postseason (1-1)</b>			
1/16/7	Green Bay 34, DALLAS 27	Loss	CBS
1/17/8	Dallas 23, MINNESOTA 6	Win	CBS

### Saturday Games (15-13)

Date	Result	Win/Loss	TV
9/24/60	Pittsburgh 35, DALLAS 28	Loss	
9/14/63	St. Louis 34, DALLAS 7	Loss	
9/12/64	St. Louis 16, DALLAS 6	Loss	
12/11/65	DALLAS 27, St. Louis 13	Win	CBS
12/16/67	SAN FRANCISCO 24, Dallas 16	Loss	CBS
12/13/69	DALLAS 27, Baltimore 10	Win	CBS
12/12/70	Dallas 6, CLEVELAND 2	Win	CBS
12/4/71	DALLAS 52, N.Y. Jets 10	Win	NBC
12/18/71	DALLAS 31, St. Louis 12	Win	CBS
12/9/72	DALLAS 34, Washington 24	Win	CBS
12/7/74	DALLAS 41, Cleveland 17	Win	NBC
12/14/74	OAKLAND 27, Dallas 22	Loss	ABC
12/13/75	DALLAS 31, Washington 10	Win	CBS
12/8/79	Dallas 24, PHILADELPHIA 17	Win	CBS
12/19/81	N.Y. GIANTS 13, Dallas 10 (OT)	Loss	CBS
12/16/89	N.Y. GIANTS 15, Dallas 0	Loss	CBS
12/18/93	Dallas 28, N.Y. JETS 7	Win	CBS
12/10/94	Cleveland 19, DALLAS 14	Loss	NBC
12/24/94	N.Y. GIANTS 15, Dallas 10	Loss	FOX
12/21/02	Philadelphia 27, DALLAS 3	Loss	ESPN

11/28/91	DALLAS 20, Pittsburgh 10	Win	NBC
11/26/92	DALLAS 30, N.Y. Giants 3	Win	CBS
11/25/93	Miami 16, DALLAS 14	Loss	NBC
11/24/94	DALLAS 42, Green Bay 31	Win	FOX
11/23/95	DALLAS 24, Kansas City 12	Win	NBC
11/28/96	DALLAS 21, Washington 10	Win	FOX
11/27/97	Tennessee 27, DALLAS 14	Loss	NBC
11/26/98	Minnesota 46, DALLAS 36	Loss	FOX
11/25/99	DALLAS 20, Miami 0	Win	CBS
11/23/00	Minnesota 27, DALLAS 15	Loss	FOX
11/22/01	Denver 26, DALLAS 24	Loss	CBS
11/28/02	DALLAS 27, Washington 20	Win	FOX
11/27/03	Miami 40, DALLAS 21	Loss	CBS
11/25/04	DALLAS 21, Chicago 7	Win	FOX
11/24/05	Denver 24, DALLAS 21 (OT)	Loss	CBS
11/23/06	DALLAS 38, Tampa Bay 10	Win	FOX
11/22/07	DALLAS 34, N.Y. Jets 3	Win	CBS
11/27/08	DALLAS 34, Seattle 0	Win	FOX
11/26/09	DALLAS 24, Oakland 7	Win	CBS
11/25/10	New Orleans 30, DALLAS 27	Loss	FOX
11/24/11	DALLAS 20, Miami 19	Win	CBS
11/22/12	Washington 38, DALLAS 31	Loss	FOX
11/28/13	DALLAS 31, Oakland 24	Win	CBS

### Wednesday Games (1-0)

Date	Result	Win/Loss	TV
9/5/12	Dallas 27, NEW YORK GIANTS 14	Win	NBC

### Thursday Games (1-1)

Date	Result	Win/Loss	TV
10/26/78	Minnesota 21, DALLAS 10	Loss	ABC
11/29/07	DALLAS 37, Green Bay 19	Win	NFLN

### Friday Games (0-2)

Date	Result	Win/Loss	TV
9/30/60	Philadelphia 27, DALLAS 25	Loss	
12/24/99	NEW ORLEANS 31, Dallas 24	Loss	FOX

### Sunday Night Games (23-27)

Date	Result	Win/Loss	TV
10/14/79	DALLAS 30, Los Angeles 6	Win	ABC
10/26/80	DALLAS 42, San Diego 31	Win	ABC
10/18/81	DALLAS 29, Los Angeles 17	Win	ABC
10/23/83	L.A. Raiders 40, DALLAS 38	Loss	ABC
10/21/84	DALLAS 30, New Orleans 27 (OT)	Win	ABC
10/6/85	Dallas 30, N.Y. GIANTS 29	Win	ABC
12/7/86	L.A. RAMS 29, Dallas 10	Loss	ABC
11/22/87	Miami 20, DALLAS 14	Loss	ESPN
11/13/88	Minnesota 43, DALLAS 3	Loss	ESPN
11/5/89	Dallas 13, WASHINGTON 3	Win	ESPN
11/11/90	San Francisco 24, DALLAS 6	Loss	ESPN
9/22/91	Dallas 17, PHOENIX 9	Win	TNT
10/19/93	Dallas 17, PHOENIX 10	Win	TNT
9/17/95	Dallas 23, MINNESOTA 17 (OT)	Win	TNT
9/7/97	ARIZONA 25, Dallas 22 (OT)	Loss	TNT
12/2/98	DALLAS 23, Washington 7	Win	ESPN
12/5/99	NEW ENGLAND 13, Dallas 6	Loss	ESPN
9/10/00	ARIZONA 32, Dallas 31	Loss	ESPN
12/17/10	N.Y. Giants 17, DALLAS 13	Loss	ESPN
9/30/01	PHILADELPHIA 40, Dallas 18	Loss	ESPN
9/8/02	HOUSTON 19, Dallas 10	Loss	ESPN
11/16/03	NEW ENGLAND 12, Dallas 0	Loss	ESPN

12/24/05	Dallas 24, CAROLINA 20	Win	FOX
12/16/06	Dallas 38, ATLANTA 28	Win	NFLN
12/22/07	Dallas 20, CAROLINA 13	Win	NFLN
12/20/08	Baltimore 33, DALLAS 24	Loss	NFLN
12/19/09	Dallas 24, NEW ORLEANS 17	Win	NFLN
12/25/10	ARIZONA 27, Dallas 26	Loss	NFLN
12/17/11	Dallas 31, TAMPA BAY 15	Win	NFLN
12/24/11	Philadelphia 20, DALLAS 7	Loss	FOX
<b>Postseason (6-6)</b>			
12/21/68	CLEVELAND 31, Dallas 20	Loss	CBS
12/26/70	DALLAS 5, Detroit 0	Win	CBS
12/25/71	Dallas 20, MINNESOTA 12	Win	CBS
12/23/72	Dallas 30, SAN FRANCISCO 28	Win	CBS
12/30/78	DALLAS 27, Atlanta 20	Win	CBS
1/2/82	DALLAS 38, Tampa Bay 0	Win	CBS
1/22/83	WASHINGTON 31, Dallas 17	Loss	CBS
1/4/86	L.A. RAMS 20, Dallas 0	Loss	CBS
12/28/96	DALLAS 40, Minnesota 15	Win	ABC
1/2/99	Arizona 20, DALLAS 7	Loss	ABC
1/3/04	CAROLINA 29, Dallas 10	Loss	ABC
1/6/07	SEATTLE 21, Dallas 20	Loss	NBC

1/2/05	N.Y. GIANTS 28, Dallas 24	Loss	ESPN
1/1/06	St. Louis 20, DALLAS 10	Loss	ESPN
9/17/06	DALLAS 27, Washington 10	Win	NBC
10/29/06	Dallas 35, CAROLINA 14	Win	NBC
12/10/06	New Orleans 42, DALLAS 17	Loss	NBC
9/9/07	DALLAS 45, N.Y. Giants 35	Win	NBC
9/23/07	DALLAS 34, CHICAGO 10	Win	NBC
11/4/07	Dallas 38, PHILADELPHIA 17	Win	NBC
9/21/08	Dallas 27, GREEN BAY 16	Win	NBC
11/16/08	Dallas 14, WASHINGTON 10	Win	NBC
12/14/08	DALLAS 20, N.Y. Giants 8	Win	NBC
9/20/09	N.Y. Giants 33, DALLAS 31	Loss	NBC
11/8/09	Dallas 20, PHILADELPHIA 16	Win	NBC
12/27/09	Dallas 17, WASHINGTON 0	Win	NBC
9/12/10	WASHINGTON 13, Dallas 7	Loss	NBC
11/7/10	GREEN BAY 45, Dallas 17	Loss	NBC
12/12/10	Philadelphia 30, DALLAS 27	Loss	NBC
9/11/11	NEW YORK JETS 27, Dallas 24	Loss	NBC
10/30/11	PHILADELPHIA 34, Dallas 7	Loss	NBC
12/11/11	New York Giants 37, DALLAS 34	Loss	NBC
1/1/12	NEW YORK GIANTS 31, Dallas 14	Loss	NBC
11/4/12	ATLANTA 19, Dallas 13	Loss	NBC
12/2/12	DALLAS 38, Philadelphia 33	Win	NBC

## Sunday Night Games (23-27), cont.

Date	Result	Win/Loss	TV	10/13/13	DALLAS 31, Washington 16	Win	NBC
12/30/12	WASHINGTON 28, Dallas 18	Loss	NBC	11/10/13	NEW ORLEANS 49, Dallas 17	Loss	NBC
9/8/13	DALLAS 36, N.Y. Giants 31	Win	NBC	12/29/13	Philadelphia 24, DALLAS 22	Loss	NBC

## Monday Night Football (43-32)

The Cowboys will be making their 76th appearance on Monday Night Football during the 2014 season against Washington (10/27). The majority of the Cowboys MNF games were played on ABC Monday Night Football from 1970-2005 when they appeared on the prime time telecast 67 times posting a 39-28 record including a 17-11 record at home and a 22-17 mark on the road. Only Miami, with 80 games, has appeared on MNF more. The 43 MNF wins by the Cowboys are the most in league history. ESPN landed the telecast in 2006, and since then, the Cowboys have appeared eight times on MNF with a 4-4 record. The week after playing on MNF, the Cowboys are 32-30 (five times the Cowboys final game of the season was on a Monday night and seven times they followed with a bye). Here are the Cowboys Monday Night Football results:

Date	Result	Win/Loss	Date	Result	Win/Loss
11/16/70	St. Louis 38, DALLAS 0	Loss	12/21/92	Dallas 41, ATLANTA 17	Win
10/11/71	DALLAS 20, N.Y. Giants 13	Win	9/6/93	WASHINGTON 35, Dallas 16	Loss
10/30/72	DALLAS 28, Detroit 24	Win	12/6/93	DALLAS 23, Philadelphia 17	Win
9/24/73	DALLAS 40, New Orleans 3	Win	9/19/94	Detroit 20, DALLAS 17 (OT)	Loss
10/8/73	WASHINGTON 14, Dallas 7	Loss	11/7/94	DALLAS 38, N.Y. Giants 10	Win
9/23/74	PHILADELPHIA 13, Dallas 10	Loss	12/19/94	Dallas 24, NEW ORLEANS 16	Win
10/6/75	Dallas 36, DETROIT 10	Win	9/4/95	Dallas 35, N.Y. GIANTS 0	Win
11/10/75	Kansas City 34, DALLAS 31	Loss	11/6/95	DALLAS 34, Philadelphia 12	Win
11/15/76	DALLAS 17, Buffalo 10	Win	12/25/95	Dallas 37, ARIZONA 13	Win
11/14/77	St. Louis 24, DALLAS 17	Loss	9/2/96	CHICAGO 22, Dallas 6	Loss
12/12/77	Dallas 42, SAN FRANCISCO 35	Win	9/30/96	Dallas 23, PHILADELPHIA 19	Win
9/4/78	DALLAS 38, Baltimore 0	Win	11/18/96	DALLAS 21, Green Bay 6	Win
10/2/78	WASHINGTON 9, Dallas 5	Loss	9/15/97	DALLAS 21, Philadelphia 20	Win
9/24/79	CLEVELAND 26, Dallas 7	Loss	10/13/97	WASHINGTON 21, Dallas 16	Loss
11/12/79	Philadelphia 31, DALLAS 21	Loss	12/8/97	Carolina 23, DALLAS 13	Loss
9/8/80	Dallas 17, WASHINGTON 3	Win	9/21/98	Dallas 31, N.Y. GIANTS 7	Win
12/15/80	LOS ANGELES 38, Dallas 14	Loss	11/2/98	Dallas 34, PHILADELPHIA 0	Win
9/21/81	Dallas 35, NEW ENGLAND 21	Win	9/20/99	DALLAS 24, Atlanta 7	Win
11/9/81	DALLAS 27, Buffalo 14	Win	10/18/99	N.Y. GIANTS 13, Dallas 10	Loss
9/13/82	Pittsburgh 36, DALLAS 28	Loss	11/8/99	MINNESOTA 27, Dallas 17	Loss
12/13/82	Dallas 37, HOUSTON 7	Win	10/18/00	Dallas 27, WASHINGTON 21	Win
1/3/83	MINNESOTA 31, Dallas 27	Loss	12/25/00	TENNESSEE 31, Dallas 0	Loss
9/5/83	Dallas 31, WASHINGTON 30	Win	10/15/01	DALLAS 9, Washington 7	Win
12/19/83	SAN FRANCISCO 42, Dallas 17	Loss	9/15/03	Dallas 35, N.Y. GIANTS 32 (OT)	Win
9/3/84	Dallas 20, L.A. RAMS 13	Win	9/27/04	Dallas 21, WASHINGTON 18	Win
12/17/84	MIAMI 28, Dallas 21	Loss	11/15/04	Philadelphia 49, DALLAS 21	Loss
9/9/85	DALLAS 44, Washington 14	Win	12/6/04	Dallas 43, SEATTLE 39	Win
11/4/85	ST. LOUIS 21, Dallas 10	Loss	9/19/05	Washington 14, DALLAS 13	Loss
9/8/86	DALLAS 31, N.Y. Giants 28	Win	11/14/05	Dallas 21, PHILADELPHIA 20	Win
9/29/86	Dallas 31, ST. LOUIS 7	Win	10/23/06	N.Y. Giants 36, DALLAS 22	Loss
10/19/87	Washington 13, DALLAS 7	Loss	10/8/07	Dallas 25, BUFFALO 24	Win
11/2/87	DALLAS 33, N.Y. Giants 24	Win	9/15/08	DALLAS 41, Philadelphia 37	Win
12/21/87	Dallas 29, L.A. RAMS 21	Win	9/28/09	DALLAS 21, Carolina 21	Win
9/12/88	Dallas 17, PHOENIX 14	Win	10/25/10	N.Y. Giants 41, DALLAS 35	Loss
10/13/88	NEW ORLEANS 20, Dallas 17	Loss	9/26/11	DALLAS 18, Washington 16	Win
9/9/91	Washington 33, DALLAS 31	Loss	10/1/12	Chicago 34, DALLAS 18	Loss
9/7/92	DALLAS 23, Washington 10	Win	12/9/13	CHICAGO 45, Dallas 28	Loss
10/5/92	PHILADELPHIA 31, Dallas 7	Loss			

## Monday Night Games (1-2)

Date	Result	Win/Loss	TV	Date	Result	Win/Loss	TV
10/4/65	ST. LOUIS 20, Dallas 13	Loss		12/26/77	DALLAS 37, Chicago 7	Win	CBS
10/28/68	Green Bay 28, DALLAS 17	Loss	CBS	12/26/83	L.A. Rams 24, DALLAS 17	Loss	CBS
10/27/69	DALLAS 25, New York 3	Win	CBS				

(prior to the 1970 creation of ABC MNF)

Home team in CAPS

All-Time Preseason Record  
(128-129-2)

Arizona.....	0-4	Miami.....	6-2
Atlanta.....	1-2	Minnesota.....	65-1
Baltimore.....	0-0	New England.....	1-4
Buffalo.....	1-2	New Orleans.....	4-3
Carolina.....	1-0	New York Giants.....	1-1
Chicago.....	3-5	New York Jets.....	2-1
Cincinnati.....	2-0	Oakland.....	10-19
Cleveland.....	1-1	Philadelphia.....	0-0
College All-Stars.....	1-0	Pittsburgh.....	7-7
Denver.....	7-7	St. Louis.....	11-13
Detroit.....	3-1-1	San Diego.....	7-7
Green Bay.....	6-9	San Francisco.....	9-5
Houston.....	3-4	Seattle.....	2-3
Indianapolis.....	4-5	Tampa Bay.....	0-0
Jacksonville.....	3-2	Tennessee.....	21-13
Kansas City.....	5-4	Washington.....	0-0



## Cowboys Indoors (32-33)

The Dallas Cowboys played their first indoor football game Nov. 24, 1974 in the Houston Astrodome, posting a 1-0-0 win over the Oilers. Since that date, the Cowboys have gone 32-33 inside in the regular season. The club is 3-3 indoors in the postseason, with two wins coming in Super Bowls. Since opening AT&T Stadium, the Dallas Cowboys own a 8-8 regular season record and a 1-0 post season record when playing indoors (roof closed, end zone doors closed).

## Dome Game Results

## Arizona Cardinals (1-2)

11/12/06	Dallas 27, ARIZONA 10	Win
10/12/08	ARIZONA 30, Dallas 24 (OT)	Loss
12/25/10	ARIZONA 27, Dallas 26	Loss

## Atlanta Falcons (3-3)

12/21/92	Dallas 41, ATLANTA 17	Win
11/21/93	ATLANTA 27, Dallas 14	Loss
10/29/95	Dallas 28, ATLANTA 13	Win
11/11/01	ATLANTA 20, Dallas 13	Loss
12/16/06	Dallas 38, ATLANTA 28	Win
11/4/12	ATLANTA 19, Dallas 13	Loss

## Detroit Lions (5-7)

10/6/75	Dallas 36, DETROIT 10	Win
11/15/81	DETROIT 27, Dallas 24	Loss
9/15/85	DETROIT 26, Dallas 21	Loss
9/14/86	Dallas 31, DETROIT 7	Win
11/8/87	DETROIT 27, Dallas 17	Loss
10/27/91	DETROIT 34, Dallas 10	Loss
11/8/92	Dallas 37, DETROIT 3	Win
1/6/02	DETROIT 15, Dallas 10	Loss
11/3/02	DETROIT 9, Dallas 7	Loss
10/19/03	Dallas 38, DETROIT 7	Win
12/9/07	Dallas 28, DETROIT 27	Win
10/27/13	DETROIT 31, Dallas 30	Loss

## Houston Texans (1-1)

9/8/02	HOUSTON 19, Dallas 10	Loss
9/26/10	Dallas 27, HOUSTON 13	Win

## Indianapolis Colts (2-2)

10/10/93	Dallas 27, INDIANAPOLIS 3	Win
10/31/99	INDIANAPOLIS 34, Dallas 24	Loss
11/17/02	INDIANAPOLIS 20, Dallas 3	Loss
12/5/10	Dallas 38, INDIANAPOLIS 35 (OT)	Win

## Minnesota Vikings (3-4)

1/3/83	MINNESOTA 31, Dallas 27	Loss
10/2/83	Dallas 37, MINNESOTA 24	Win
12/12/93	Dallas 37, MINNESOTA 20	Win
9/17/95	Dallas 23, MINNESOTA 17 (OT)	Win
11/8/99	MINNESOTA 27, Dallas 17	Loss
9/12/04	MINNESOTA 35, Dallas 17	Loss
10/17/10	MINNESOTA 24, Dallas 21	Loss

## New Orleans Saints (3-6)

9/19/76	Dallas 24, NEW ORLEANS 6	Win
10/3/88	NEW ORLEANS 20, Dallas 17	Loss
9/10/89	NEW ORLEANS 28, Dallas 0	Loss
12/19/94	Dallas 24, NEW ORLEANS 16	Win
12/6/98	NEW ORLEANS 22, Dallas 3	Loss
12/24/99	NEW ORLEANS 31, Dallas 24	Loss
12/28/03	NEW ORLEANS 13, Dallas 7	Loss
12/19/09	Dallas 24, NEW ORLEANS 17	Win
11/10/13	NEW ORLEANS 49, Dallas 17	Loss

## St. Louis Rams (1-1)

9/29/02	Dallas 13, ST. LOUIS 10	Win
10/19/08	ST. LOUIS 34, Dallas 14	Loss

## Seattle Seahawks (2-0)

10/3/76	Dallas 28, SEATTLE 13	Win
12/4/83	Dallas 35, SEATTLE 10	Win

## Houston Oilers/Tennessee Titans (3-1)

11/24/74	Dallas 10, HOUSTON 0	Win
12/13/82	Dallas 37, HOUSTON 7	Win
9/29/85	Dallas 17, HOUSTON 10	Win
11/10/91	HOUSTON 26, Dallas 23 (OT)	Loss

## Postseason (3-3)

Super Bowl XII - New Orleans, Superdome	1/15/78	Dallas 27, Denver 10	Win
---	---------	----------------------	-----

## NFC Divisional Playoffs

1/5/92	DETROIT 38, Dallas 6	Loss
--------	----------------------	------

## Super Bowl XXVIII - Atlanta, Georgia Dome

1/30/94	Dallas 30, Buffalo 13	Win
---------	-----------------------	-----

## NFC Wild Card Game

1/9/00	MINNESOTA 27, Dallas 10	Loss
--------	-------------------------	------

## NFC Wild Card Game

1/9/10	DALLAS 34, Philadelphia 14	Win
--------	----------------------------	-----

## NFC Divisional Playoff Game

1/17/10	MINNESOTA 34, Dallas 3	Loss
---------	------------------------	------

## AT&amp;T Stadium (22-18)

The Dallas Cowboys played their first game at AT&T Stadium on Sept. 20, 2009 against the N.Y. Giants. Dallas dropped the contest 31-33 but pulled off its first win at the new venue the next week with a 21-7 decision over the Carolina Panthers. Since opening the stadium, Dallas owns a 22-18 regular season record and a 1-0 postseason record at the stadium. With the stadium's retractable roof and end zone doors, Dallas has played indoors as well as outdoors in the stadium. Below is a look at how the club has fared in each of the stadium's configurations:

## AT&amp;T Stadium Results

## Fully Closed Stadium (12-10)

9/28/09	DALLAS 21, Carolina 7	Win
10/25/09	DALLAS 37, Atlanta 21	Win
1/3/10	DALLAS 24, Philadelphia 0	Win
9/19/10	Chicago 27, DALLAS 20	Loss
10/10/10	Tennessee 34, DALLAS 27	Loss
10/31/10	Jacksonville 35, DALLAS 17	Loss
11/21/10	DALLAS 35, Detroit 19	Win
11/25/10	New Orleans 30, DALLAS 27	Loss
12/12/10	Philadelphia 30, DALLAS 27	Loss
10/2/11	Detroit 34, DALLAS 30	Loss
10/23/11	DALLAS 34, St. Louis 7	Win
11/6/11	DALLAS 23, Seattle 13	Win
11/13/11	DALLAS 44, Buffalo 7	Win
12/11/11	N.Y. Giants 37, DALLAS 34	Loss
12/24/11	Philadelphia 20, DALLAS 7	Loss
9/23/12	DALLAS 16, Tampa Bay 10	Win
9/8/13	DALLAS 36, N.Y. Giants 31	Win
9/22/13	DALLAS 31, St. Louis 7	Win
10/13/13	DALLAS 31, Washington 16	Win
11/28/13	DALLAS 31, Oakland 24	Win
12/15/13	Green Bay 37, DALLAS 36	Loss
12/29/13	Philadelphia 24, DALLAS 22	Loss

## Fully Open Stadium (5-7)

9/20/09	N.Y. Giants 33, DALLAS 31	Loss
11/26/09	DALLAS 24, Oakland 7	Win
12/13/09	San Diego 20, DALLAS 17	Loss
10/25/10	N.Y. Giants 41, DALLAS 35	Loss
10/1/12	Chicago 34, DALLAS 18	Loss
10/28/12	N.Y. Giants 29, DALLAS 24	Loss
11/18/12	DALLAS 23, Cleveland 20 (OT)	Win
11/22/12	Washington 38, Dallas 31	Loss
12/2/12	DALLAS 38, Philadelphia 33	Win
12/16/12	DALLAS 27, Pittsburgh 24 (OT)	Win
12/23/12	New Orleans 34, DALLAS 31 (OT)	Loss
11/3/13	DALLAS 27, Minnesota 23	Win

## Roof Open, Doors Closed (2-0)

12/19/10	DALLAS 33, Washington 30	Win
9/26/11	DALLAS 18, Washington 16	Win

## Doors Open, Roof Closed (3-1)

11/1/09	DALLAS 37, Seattle 17	Win
11/24/11	DALLAS 20, Miami 19	Win
11/22/09	DALLAS 7, Washington 6	Win
10/6/13	Denver 51, DALLAS 48	Loss

## Postseason (1-0)

1/9/10	DALLAS 34, Philadelphia 14	Win
--------	----------------------------	-----

## Fully Closed Stadium (1-0)

1/9/10	DALLAS 34, Philadelphia 14	Win
--------	----------------------------	-----

## COWBOYS OVERTIME GAMES

The Cowboys have played in 33 regular season overtime games with a record of 19-14 since the NFL adopted the extra session in 1974.

	Score by Quarters					OT	Total	Winning Score
	1	2	3	4	OT			
Sept. 28, 1975 at Texas Stadium	1	2	3	4	0	—	31	
*St. Louis.....	0	3	14	14	0	—	31	
DALLAS.....	0	7	21	3	6	—	37	DuPree 3 pass from Staubach at 7:07
Nov. 2, 1975 at RFK Stadium	0	17	0	7	0	—	24	
*Dallas.....	3	7	7	7	6	—	30	Kilmer 1 run at 8:26
Washington.....	0	3	0	7	6	—	16	Staubach 4 run at 8:46
Sept. 18, 1977 at Metropolitan Stadium	7	0	0	3	0	—	10	
*Dallas.....	0	3	0	7	6	—	16	
*Minnesota.....	7	0	0	3	0	—	10	
Oct. 15, 1978 at Busch Stadium	0	7	14	0	3	—	24	FG Septien 47 at 11:32
*Dallas.....	7	7	0	7	0	—	21	
St. Louis.....	0	0	0	10	0	—	10	
Dec. 19, 1981 at Giants Stadium	0	0	7	3	3	—	13	FG Danelo 35 at 8:41
*Dallas.....	0	0	0	10	0	—	10	
N.Y. Giants.....	0	0	7	3	3	—	13	FG Danelo 35 at 8:41
Oct. 9, 1983 at Texas Stadium	10	0	7	7	0	—	24	
*Dallas.....	7	7	3	7	3	—	27	FG Septien 42 at 10:22
Tampa Bay.....	0	17	10	0	0	—	27	
Oct. 21, 1984 at Texas Stadium	3	0	3	21	3	—	30	FG Septien 41 at 11:18
*Dallas.....	0	17	10	0	0	—	27	
New Orleans.....	3	0	3	21	3	—	30	FG Septien 41 at 11:18
Nov. 15, 1987 at Sullivan Stadium	7	7	0	3	6	—	23	Walker 60 run at 13:10
*Dallas.....	0	7	0	10	0	—	17	
New England.....	0	7	0	10	0	—	17	
Nov. 26, 1987 at Texas Stadium	14	7	7	10	6	—	44	Nelson 24 run at 7:09
*Minnesota.....	0	14	10	14	0	—	38	
DALLAS.....	0	14	10	14	0	—	38	
Nov. 10, 1991 at The Astrodome	10	3	3	7	0	—	23	
DALLAS.....	0	10	3	10	3	—	26	FG Del Greco 23 at 0:29
*Houston.....	0	10	3	10	3	—	26	FG Del Greco 23 at 0:29
Jan. 2, 1994 at Giants Stadium	3	10	0	0	3	—	16	FG Murray 41 at 4:16
*Dallas.....	0	0	10	3	0	—	13	
*N.Y. Giants.....	0	0	10	3	0	—	13	
Sept. 19, 1994 at Texas Stadium	3	7	7	0	3	—	20	FG Hanson 44 at 0:27
*Detroit.....	7	0	3	7	0	—	17	
DALLAS.....	0	3	7	0	0	—	10	
Sept. 17, 1995 at The Hubert H. Humphrey Metrodome	6	3	0	8	6	—	23	Smith 31 run at 12:34
*Dallas.....	3	7	0	7	0	—	17	
Minnesota.....	0	7	0	10	3	—	20	FG Boniol 29 at 8:43
Nov. 10, 1996 at 3Com Park	10	0	0	7	0	—	17	
*Dallas.....	0	7	0	10	3	—	20	FG Boniol 29 at 8:43
San Francisco.....	10	0	0	7	0	—	17	
Sept. 7, 1997 at Sun Devil Stadium	6	13	3	0	0	—	22	
*Dallas.....	0	7	7	8	3	—	25	FG Butler 20 at 6:30
Arizona.....	0	7	7	8	3	—	25	FG Butler 20 at 6:30
Sept. 12, 1999 at Redskins Stadium	7	7	0	21	6	—	41	Ismail 76 pass from Aikman at 10:51
*Dallas.....	3	10	22	0	0	—	35	
*Washington.....	0	10	3	0	3	—	16	FG Seder 24 at 11:08
Oct. 1, 2000 at Ericsson Stadium	0	10	0	3	0	—	13	
*Dallas.....	0	10	0	3	0	—	13	
Carolina.....	0	10	0	3	0	—	13	
Oct. 29, 2000 at Texas Stadium	0	17	0	0	6	—	23	Whitted 37 pass from Brunell at 11:16
*Jacksonville.....	7	0	3	7	0	—	17	
DALLAS.....	0	7	3	3	0	—	13	
Nov. 5, 2000 at Veterans Stadium	0	0	0	13	3	—	16	FG Akers 32 at 7:05
*Dallas.....	0	0	0	13	3	—	16	FG Akers 32 at 7:05
Philadelphia.....	0	0	0	13	3	—	16	FG Akers 32 at 7:05
Nov. 4, 2001 at Giants Stadium	10	14	0	0	0	—	24	
*Dallas.....	0	7	7	10	3	—	27	FG Anderson 42 at 7:55
N.Y. Giants.....	0	7	7	10	3	—	27	FG Anderson 42 at 7:55
Oct. 20, 2002 at Sun Devil Stadium	0	0	6	0	0	—	6	
*Dallas.....	3	3	0	0	3	—	9	FG Gramatica 40 at 3:10
Arizona.....	0	0	6	0	0	—	6	
Sept. 15, 2003 at Giants Stadium	7	13	6	6	3	—	35	FG Cundiff 25 at 5:56
*Dallas.....	7	0	7	18	0	—	32	
N.Y. Giants.....	7	0	7	18	0	—	32	
Oct. 16, 2005 at Texas Stadium	3	3	0	7	0	—	13	
N.Y. Giants.....	0	7	0	6	3	—	16	FG Cortez 45 at 11:13
*Dallas.....	0	7	0	6	3	—	16	FG Cortez 45 at 11:13
Nov. 24, 2005 at Texas Stadium	7	7	7	0	3	—	24	FG Elam 24 at 13:39
*Denver.....	7	7	0	7	0	—	21	
DALLAS.....	0	7	7	10	0	—	24	
Oct. 12, 2008 at University of Phoenix Stadium	0	7	7	10	0	—	24	
*Dallas.....	7	0	7	10	6	—	30	Beisel 3 blocked punt return at 14:00
Arizona.....	0	7	7	10	0	—	24	
Oct. 11, 2009 at Arrowhead Stadium	0	3	7	10	6	—	26	Austin 60 pass from Romo at 8:22
*Dallas.....	0	10	3	7	0	—	20	
*Kansas City.....	0	10	3	7	0	—	20	
Dec. 5, 2010 at Lucas Oil Stadium	10	7	10	8	3	—	38	FG Buehler 38 at 7:55
DALLAS.....	0	7	7	21	0	—	35	
*Indianapolis.....	0	7	7	21	0	—	35	
Sept. 18, 2011 at Candlestick Park	0	7	7	10	3	—	27	FG Bailey 19 at 12:07
*Dallas.....	0	7	7	10	3	—	27	FG Bailey 19 at 12:07
San Francisco.....	0	14	7	3	0	—	24	



## COWBOYS OVERTIME GAMES, cont.

	Score by Quarters					OT	Total	Winning Score
	1	2	3	4				
Nov. 20, 2011 at FedEx Field								
<b>DALLAS</b> .....	7	3	0	14	3	—	27	FG Bailey 39 at 5:39
*Washington.....	0	14	3	7	0	—	24	
Dec. 4, 2011 at University of Phoenix Stadium								
<b>DALLAS</b> .....	0	10	3	0	0	—	13	
*Arizona.....	3	0	3	7	6	—	19	Stephens-Howling 56 pass from Kolb at 11:43
Nov. 18, 2012 at AT&T Stadium								
<b>Cleveland</b> .....	7	6	0	7	0	—	20	
* <b>DALLAS</b> .....	0	0	3	17	3	—	23	FG Bailey 38 at 6:07
Dec. 16, 2012 at AT&T Stadium								
* <b>Pittsburgh</b> .....	0	10	7	7	0	—	24	
<b>DALLAS</b> .....	3	7	7	7	3	—	27	FG Bailey 21 at 13:36
Dec. 23, 2012 at AT&T Stadium								
New Orleans.....	7	10	7	7	3	—	34	FG Hartley 20 at 10:33
* <b>DALLAS</b> .....	0	14	3	14	0	—	31	

\*Won toss to begin overtime

**Bold indicates Dallas win**



**Dan Bailey's** approach to a 38-yard field goal against Cleveland (11/18/12) in overtime to give Dallas its first win in the first overtime game at AT&T Stadium.



**Brandon Carr** intercepted a Ben Roethlisberger pass on the first drive in overtime to setup a 21-yard Dan Bailey field goal against Pittsburgh (12/16/12).

# Cowboys in the Hall of Fame

Fourteen members of the Pro Football Hall of Fame in Canton, Ohio, have been elected based on their accomplishments with the Cowboys – Bob Lilly in 1980, Roger Staubach in 1985, Tom Landry in 1990, Tex Schramm in 1991, Tony Dorsett and Randy White in 1994, Mel Renfro in 1996, Troy Aikman and Rayfield Wright in 2006, Michael Irvin in 2007, Bob Hayes in 2009, Emmitt Smith in 2010, Deion Sanders in 2011 and Larry Allen in 2013. In addition, seven others with ties to the Cowboys have also been enshrined in Canton: Herb Adderley (1980), Lance Alworth (1978), Mike Ditka (1988), Forrest Gregg (1977), Tommy McDonald (1998), Bill Parcells (2013) and Jackie Smith (1994).



8

## ★ TROY AIKMAN ★ Quarterback, 1989-2000 INDUCTED – 2006

In 12 NFL seasons, Troy Aikman became one of the game's great quarterbacks. As just the third player in NFL history to lead a team to three Super Bowl victories, Aikman rewrote virtually every passing record in Cowboys history. He closed his career with 94 regular season wins, including 90 in the decade of the 1990s – making him the winningest starting quarterback of any decade in NFL history to that point (Joe Montana held the record with 86 wins in the 1980s).

Along with that mark, Aikman held or was tied for 47 Dallas passing records, including the club's career records for attempts (4,715), completions (2,898), passing yards (32,942), touchdowns (165) and completion percentage (61.5% – third best in NFL history at the time of his retirement). He also posted a club-high 13 regular season 300-yard passing games during his career.

Along the way to these marks, Aikman guided Dallas from the cellar of 1-15 in 1989 to six NFC East titles (1992-96 and 1998), four NFC Championship Games (1992-95) and three Super Bowl titles (XXVII, XXVIII and XXX). He was one of the game's most accurate passers, completing at least 60 percent of his passes in 98-of-165 career games. In the postseason, he reached the 60% completion mark in 12-of-16 games. He completed 70 percent or more of his passes 42 times in his career, with Dallas posting a 37-5 record in those games, and he produced the top six single-season completion percentages in club history.

With his passing accuracy, Aikman was able to establish a club-record with a career interception rate of 2.99%. Although not known for his fleet feet, Aikman successfully ran for a first down 49-of-72 times on third or fourth down during career. That ability to avoid the sack also allowed him to post the highest career pass attempts per sack ratio (19.2) in team history. Despite winning just one of his first 15 NFL starts, Aikman went on to start a club-record 180 games (165 regular season) at quarterback and post a 105-75 (.583) record, which includes an impeccable 11-4 mark in the postseason – 3-0 in the Super Bowl.

For his career, Aikman led the Cowboys from behind 16 times in the fourth quarter, including six times in the final two minutes. Another six times, he led the team to wins after the score was tied in the fourth quarter. Five of his game-winning drives came in overtime.

In the postseason Aikman truly shined. His four 300-yard passing days were the third best total in NFL history, and he holds the club records for postseason pass attempts (502), completions (320), yards (3,849), and completion percentage (63.7%). In addition, Aikman's 23 career postseason passing touchdowns was just one shy of Staubach's club record of 24.

The first overall choice in the 1989 draft out of UCLA, Aikman completed 64.8 percent of his passes for 5,298 yards and 41 touchdowns while throwing only 17 interceptions in two seasons as the starter. He finished his career as the third rated passer in NCAA history. The All-America led the Bruins to a 20-4 record, including wins in the 1987 Aloha Bowl and the 1989 Cotton Bowl. He transferred to UCLA - where he received his degree in sociology in June, 2009 - after two seasons at Oklahoma (1984-85).

Aikman was born Nov. 21, 1966 in West Covina, Calif.

### AIKMAN'S ACCOMPLISHMENTS:

- ★ 6-Time Pro Bowl
- ★ MVP of Super Bowl XXVII
- ★ Super Bowl XXVII, XXVIII and XXX titles
- ★ 3 NFC Titles
- ★ 6 NFC East Titles
- ★ 1997 NFL Man of the Year
- ★ Held or tied for 47 club passing records
- ★ UCLA Hall of Fame

### AIKMAN'S CAREER PASSING TOTALS

Year	Starting Record	Att.	Comp.	Comp %	Yards	TD	Int.	Long	Sacks/Yards	Rating
1989	0-11	293	155	52.9	1,749	9	18	75t	19/155	55.7
1990	7-8	399	226	56.6	2,579	11	18	61t	39/288	66.6
1991	7-5	363	237	65.3	2,754	11	10	61t	32/224	86.7
1992	13-3	473	302	63.8	3,445	23	14	87t	23/112	89.5
1993	11-3	392	271	69.1	3,100	15	6	80t	26/153	99.0
1994	10-4	361	233	64.5	2,676	13	12	90t	14/59	84.9
1995	12-4	432	280	64.8	3,304	16	7	50t	14/89	93.6
1996	10-5	465	296	63.7	3,126	12	13	61t	18/120	80.1
1997	6-10	518	292	56.4	3,282	19	12	64t	33/269	78.0
1998	7-4	315	187	59.4	2,330	12	5	67t	9/58	88.5
1999	7-7	442	263	59.5	2,964	17	12	90t	19/130	81.1
2000	4-7	262	156	59.5	1,632	7	14	48t	13/91	64.3
<b>Totals ...94-71</b>		<b>4,715</b>	<b>2,898</b>	<b>61.5</b>	<b>32,942</b>	<b>165</b>	<b>141</b>	<b>90t</b>	<b>259/1,748</b>	<b>81.6</b>



73

★ **LARRY ALLEN** ★  
**Guard/Tackle, 1994-2005**  
**INDUCTED – 2013**



As a member of the NFL's All-Decade team for the 1990s and 2000s, Larry Allen was widely recognized as one of the NFL's premier offensive linemen, and he established himself as one of the most decorated offensive players in Dallas Cowboys and NFL history.

In 14 NFL seasons since being drafted in the second round out of Sonoma State, Allen was named to more Pro Bowls (10) than any other offensive player in Cowboys history. He also earned another Pro Bowl berth in 2006 while finishing his career with the San Francisco 49ers, bringing his Pro Bowl total to 11 selections. He was also named All-Pro seven times, six times at guard (1995-97, 1999-01) and once at tackle (1998). With his Pro Bowl selection at tackle in 1998, he became just the third player in league history to be selected to the Pro Bowl at more than one offensive line position during his career, joining Bruce Matthews (guard/center) and Chris Hinton (guard/tackle).

An ankle injury in the second week of the 2002 season limited Allen to five games and snapped his seven-year string of trips to the Pro Bowl, the fourth-longest streak in club history and the standard for Pro Bowl selections by a Dallas offensive lineman. Allen fully recovered from his injury and earned his eighth Pro Bowl selection in 2003, tying Emmitt Smith as the only Dallas offensive player to be selected to eight Pro Bowls. In 2004, he earned his ninth trip to Hawaii. Allen is tied with Mel Renfro (10) for the second-most Pro Bowl selections by a Cowboy, with both players trailing Bob Lilly (11).

He played all but one position along the offensive line in his 12 seasons in Dallas, moving between right tackle (1994), right guard (1995-97), left tackle (1997-98) and left guard (1999-03). During his illustrious career in Dallas, Allen was a member of an offensive unit that posted the four lowest sacks allowed totals in club history with 18 in 1995, 19 in 1996 and 1998, and 20 in 1994. He also played a very important part in Smith's race toward the all-time NFL rushing mark, having blocked for eight of Smith's 11 1,000-yard rushing seasons. Smith gained 11,463 of his 17,162 career yards with Dallas after Allen joined the Cowboys in 1994 and was a pivotal member of the Super Bowl XXX Champion team in 1995.

With a career-best bench press of 700 pounds and a squat lift of 900 pounds, Allen is also considered to be the strongest man to ever play professional football. After missing most of 2002 with a sprained left ankle that required surgery to remove bone spurs, Allen went on to start 48 straight games before signing and playing for two seasons (2006-07) with San Francisco where he started the final 27 games of his career. Allen started 197-of-203 career games played.

**ALLEN'S ACCOMPLISHMENTS:**

- ★ 11-time Pro Bowl selection
- ★ 7-time All Pro
- ★ Super Bowl XXX title
- ★ 2 NFC Championships
- ★ 4 Division Titles
- ★ 1990s and 2000s member of NFL's All-Decade Teams
- ★ Blocked for eight of Emmitt Smith's 11 1,000-yard seasons



**Larry Allen** became the second Cowboys offensive lineman selected to both the Pro Football Hall of Fame and the Ring of Honor at AT&T Stadium. He joined Rayfield Wright as the only two.

STAFF

PLAYERS


2013 SEASON

RECORDS

PLAYOFF RECORDS

HALL OF FAME

SIDELINES



33

★ **TONY DORSETT** ★  
**Running Back, 1977-87**  
**INDUCTED - 1994**

Tony Dorsett arrived in Dallas in 1977 via a draft-day deal the Cowboys swung with the Seattle Seahawks for the sole intention of selecting the Heisman Trophy winner from the University of Pittsburgh. Then Cowboys president and General Manager Tex Schramm paid what seemed like a bundle for the right to draft Dorsett: one first-round, and three second-round choices. Following an 11-year career in Dallas, he indeed proved to be a steal of a deal for an eventual Pro Football Hall of Fame player.

The Dorsett deal paid dividends in his very first year with the Cowboys, the four-time All-American picked up where he left off in college, rushing for 1,007 yards to earn NFL Offensive Rookie of the Year honors and set the rushing bar for rookie running backs in Dallas.

"A lot of the people said I wouldn't last in this league," Dorsett said in 1987. "I was the skinny little kid from Aliquippa, Pa., who wasn't supposed to make it."

Dorsett did make it, in fact he became one of the greatest running backs in NFL history. On Sept. 26, 1988 while playing his final NFL season with the Denver Broncos, Dorsett moved into second place on the NFL all-time rushing list with 12,306 rushing yards, and eventually finished his career with 12,739 yards. At the time, Dorsett trailed only Walter Payton when he retired after suffering a knee injury the following summer, but now ranks eighth behind Emmitt Smith, Payton, Barry Sanders, Curtis Martin, LaDainian Tomlinson, Jerome Bettis and Eric Dickerson.

By the time Dorsett completed his 12-year career, he had collected a victory in Super Bowl XII, four Pro Bowl selections, one All-Pro honor and three All-NFC selections.

One of the most notable moments of Dorsett's career came on Jan. 2, 1983, before a Monday Night Football television audience playing against the Minnesota Vikings. Dorsett received a handoff from quarterback Danny White and proceeded to run 99-yards for a touchdown, thus recording an unbreakable NFL record. Dorsett's greatest season came in 1981 when he rushed for 1,646 yards, a franchise record at the time, a total that now ranks third to only Emmitt Smith's two, 1,700-yard seasons.

"When he came to us, we hadn't had a strong running attack for about three years," Hall of Fame quarterback Roger Staubach once said. "Tony Dorsett is one of the greatest backs in NFL history."

Dorsett was the Heisman Trophy winner in 1976 and was the first Pitt football player to have his jersey retired. Dorsett left Pitt as a four-time All-American and four-time 1,000-yard rusher. His final collegiate highlight was a 27-3 victory over Georgia in the Sugar Bowl to claim the national title.

In 1994 Dorsett became the ninth Cowboys player inducted into the Ring of Honor, and that same year he was inducted into the Pro Football Hall of Fame.

He was born April 7, 1954, in Rochester, Pa.

#### DORSETT'S ACCOMPLISHMENTS:

- ★ 4-Time Pro Bowl
- ★ 1-Time All-Pro
- ★ NFL Offensive Rookie of the Year
- ★ 3 All-NFC selections
- ★ Super Bowl XII Title
- ★ NFL Record 99-yard TD Run (Jan. 3, 1983 at Minnesota)
- ★ 5th All-Time NFL Career Rushing (12,739)
- ★ 1976 Heisman Trophy (University of Pittsburgh)

#### DORSETT'S CAREER TOTALS

Year Team	GP	Att	RUSHING				RECEIVING				
			Yds	Avg	Long	TD	Rec	Yds	Avg	Long	TD
1977 (Dallas)	14	208	1,007	4.8	84t	12	29	273	9.4	23	1
1978 (Dallas)	16	290	1,325	4.6	63	7	37	378	10.2	91t	2
1979 (Dallas)	14	250	1,107	4.4	41	6	45	375	8.3	32	1
1980 (Dallas)	15	278	1,185	4.3	56	11	34	263	7.7	27	0
1981 (Dallas)	16	342	1,646	4.8	75t	4	32	325	10.2	73t	2
1982 (Dallas)	9	177	745	4.2	99t	5	24	179	7.5	18	0
1983 (Dallas)	16	289	1,321	4.6	77	8	40	287	7.2	24	1
1984 (Dallas)	16	302	1,189	3.9	31t	6	51	459	9.0	68t	1
1985 (Dallas)	16	305	1,307	4.3	60t	7	46	449	9.8	56t	3
1986 (Dallas)	13	184	748	4.1	33	5	25	267	10.7	30t	1
1987 (Dallas)	12	130	456	3.5	24	1	19	177	9.3	33	1
1988 (Denver)	16	181	703	3.9	26	5	16	122	7.6	16	0
<b>Totals</b>	<b>173</b>	<b>2,936</b>	<b>12,739</b>	<b>4.3</b>	<b>99t</b>	<b>77</b>	<b>398</b>	<b>3,554</b>	<b>8.9</b>	<b>91t</b>	<b>13</b>





22

★ BOB HAYES ★  
Wide Receiver, 1965-74  
INDUCTED - 2009

In his 10 seasons with the Dallas Cowboys, "Bullet" Bob Hayes revolutionized the wide receiver position and the way defenses would play in the NFL. He began his 11-year NFL career after winning two olympic gold medals at the 1964 Olympic Games in Tokyo, Japan. He tied the world record (10.06 seconds) in the 100-meter dash and claimed his second gold medal running the anchor leg of the 400-meter relay to earn the title of "The World's Fastest Human." He arrived in Dallas in similar fashion to become - and remain - the only rookie in franchise history to ever lead the team in receptions (46), receiving yards (1,003) and a rookie club record of 12 touchdown catches. His 12 touchdown receptions as a rookie are currently tied for fourth in league history. His speed and threat of being able to go long forced teams to install the zone defense to corral Hayes.

Hayes finished his Cowboys career with 365 catches (seventh), for 7,295 yards (fifth) and 71 touchdowns (first). In club record books, Hayes still holds team receiving marks for most points in a game (24, tied), most touchdowns in a game (four, tied), most receptions by a rookie, season (46), most receptions by a rookie, game (eight, tied), yards, game (246), longest reception (95t), highest career receiving average (20.0), highest single-season receiving average (26.1), touchdowns in a season (71), touchdowns in a season by a rookie (12) and touchdowns in a game (four, tied).

Hayes was also a threat as a punt returner, returning 104 punts (fourth in team history) for 1,158 yards (fourth) and three touchdowns (tied for second). His 11.1 yard-per-return average is second in team record books only to Deion Sanders (13.3).

Hayes was a three-time Pro Bowl selection and became just the third rookie in club history (Don Perkins - 1961 and Mel Renfro - 1964) to be named to the Pro Bowl. He also earned All-Pro selections four times (1965-68) and was inducted into the Dallas Cowboys Ring of Honor in a halftime celebration against San Diego on Sept. 23, 2001.

Hayes split his time between football and track and field at Florida A&M where he became famous as the "World's Fastest Human." In 1963 he set the world record (9.1 seconds) in the 100-yard dash, a record that stood for 11 years.


Hayes was born December 20, 1942.

HAYES' ACCOMPLISHMENTS:

- ★ 3-Time Pro Bowler
- ★ Super Bowl VI title
- ★ 2 Eastern Conference Titles
- ★ 2 NFC East titles
- ★ 2 NFC titles
- ★ Holds or tied for 11 club records
- ★ 2 Capitol Division Titles
- ★ Won two olympic gold medals at the 1964 Olympic Games in Tokyo, Japan.
- ★ He tied the then world record (10.06 seconds) in the 100-meter dash

HAYES' CAREER TOTALS

Year Team	GP	RECEIVING					PUNT RETURNS					
		No	Yds	Avg	Long	TD	No	Yds	Avg	FC	Long	TD
1965 (Dallas)	13	46	1,003	21.8	82t	12	12	153	12.8	2	47	0
1966 (Dallas)	14	64	1,232	19.3	95t	13	17	106	6.2	4	18	0
1967 (Dallas)	13	49	998	20.4	64t	10	24	276	11.5	6	69t	1
1968 (Dallas)	14	53	909	17.2	54t	10	15	312	20.8	10	90t	2
1969 (Dallas)	10	40	746	18.7	67t	4	18	178	9.9	5	50	0
1970 (Dallas)	13	34	889	26.1	89t	10	15	116	7.7	7	34	0
1971 (Dallas)	14	35	840	24.0	85t	8	1	5	5.0	0	5	0
1972 (Dallas)	12	15	200	13.3	29	0	0	0	0.0	0	0	0
1973 (Dallas)	13	22	360	16.4	47	3	0	0	0.0	0	0	0
1974 (Dallas)	12	7	118	16.9	35t	1	2	11	5.5	0	6	0
1975 (San Francisco)	4	6	119	19.8	36	0	0	0	0.0	0	0	0
<b>Totals</b>	<b>132</b>	<b>371</b>	<b>7,414</b>	<b>20.0</b>	<b>95t</b>	<b>71</b>	<b>104</b>	<b>1,158</b>	<b>11.1</b>	<b>34</b>	<b>90t</b>	<b>3</b>
<b>Playoffs</b>												
1966 (Dallas)	1	1	1	1.0	1	0	3	-9	-3.0	0	1	0
1967 (Dallas)	2	8	160	20.0	86t	1	3	141	47.0	2	68	0
1968 (Dallas)	1	5	83	16.6	29	0	0	0	0.0	2	0	0
1969 (Dallas)	1	4	44	11.0	17	0	0	0	0.0	0	0	0
1970 (Dallas)	3	2	61	30.5	41	0	4	17	4.3	2	8	0
1971 (Dallas)	3	7	76	10.9	18	1	2	2	1.0	3	3	0
1972 (Dallas)	2	1	13	13.0	13	0	0	0	0.0	0	0	0
1973 (Dallas)	2	3	54	18.0	29	0	0	0	0.0	0	0	0
<b>Totals</b>	<b>15</b>	<b>31</b>	<b>492</b>	<b>15.9</b>	<b>86t</b>	<b>2</b>	<b>12</b>	<b>151</b>	<b>12.6</b>	<b>9</b>	<b>68</b>	<b>0</b>



88

★ MICHAEL IRVIN ★  
Wide Receiver, 1988-99  
INDUCTED - 2007

Despite having his career cut short due to a spine injury, Michael Irvin left the NFL following the 1999 season owning or tied for 20 Cowboys receiving records. Those marks included career receptions (750), yardage (11,904) and 100-yard receiving games (47). During his illustrious career, Irvin also etched his name in the NFL record books. In league history, only Jerry Rice (12) and Steve Largent (8) had

recorded more 1,000-yard receiving seasons than the seven produced by Irvin at the time of his retirement. His 11 100-yard receiving games during the 1995 season is still the NFL standard, as is the seven consecutive 100-yard games he produced that same year. Irvin's 47 career 100-yard receiving games still stands as the third-most in NFL history, behind Rice (65) and Don Maynard (50), and the Cowboys posted a 36-11 record when Irvin topped the 100-yard mark. In the 1990s, Irvin's consistent ability to achieve at the highest level established his place among the game's elite receivers. He finished his career tied with Charlie Joiner for tenth in NFL history on the all-time reception list, and he was ninth in league history in receiving yardage.

Irvin was selected to five Pro Bowls between 1991-98, giving him two more Pro Bowl appearances than any other wide receiver in club history. He is one of only two Cowboys players (Jason Witten 2007-11) to top 75 catches in five straight seasons (1991-1995), and his reception and yardage totals for six of the years between 1991-98 represent six of the top nine single-season performances in club history: 1997 (75 receptions for 1,180 yards); 1995 (111 for 1,603); 1994 (79 for 1,241), 1993 (88 for 1,330), 1992 (78 for 1,396) and 1991 (93 for 1,523). Irvin also stands alone as the club record holder in terms of most consecutive seasons leading the team in receptions (eight, 1991-98) and most total seasons leading the club in receptions (eight). He led or tied for the team lead in catches in 85 of his last 130 regular season games. Including playoff games, he had a catch of 20-yards-or-more in 121 of the 175 NFL games he played. Irvin's career receiving average of 15.9 is the fourth highest in team history, and he is second on the club's all-time receiving touchdown list with 65 - trailing only Bob Hayes (71).

Of his 750 career regular season catches, 95 went for 20-29 yards, 38 for 30-39, 18 for 40-49, 10 for 50-59 and nine for 60 yards-or-more. After entering the League in 1988, he started 147-of-159 regular season games (163-of-175 including playoffs). Irvin did not miss a start due to injury after the 1990 season, when he was overcoming a 1989 knee injury. Always a clutch performer, he became Troy Aikman's go-to-guy on third or fourth down and prospered, leading the team in catches on third or fourth down for first downs in '92 (22), '93 (16), '94 (20), '95 (27), '97 (23) and '98 (16). He had 165 first down catches on third or fourth down in his last 121 games and 185 after returning from the knee injury in 1990.

His performance in the postseason was every bit as impressive as his consistent play throughout the regular season. His six career 100-yard receiving days in the postseason are two shy of the NFL mark of eight by Jerry Rice. Irvin's 87 postseason receptions place him second in NFL playoff history behind Rice (151) and his 1,315 postseason receiving yards also ranks second in league annals behind Rice (2,245).

Irvin was the 11th overall choice in 1988 draft out of Miami, Florida, where in just three seasons as a starter he set career records for catches (143), receiving yards (2,423) and touchdown receptions (26).

Irvin was born March 3, 1966.

IRVIN'S ACCOMPLISHMENTS:

- ★ 5-Time Pro Bowler
- ★ Super Bowl XXVII, XXVIII and XXX titles
- ★ 3 NFC Titles
- ★ 6 NFC East Titles
- ★ Holds or ties for 20 club receiving records
- ★ 1991 NFL Alumni Wide Receiver of the Year
- ★ 1992 Pro Bowl Most Valuable Player
- ★ Set an NFL record with 11 100-yard receiving games in 1995

IRVIN'S COWBOYS TOTALS

Year	No	RECEIVING			TD
		Yds	Avg	Long	
1988.....	32	654	20.4	611	5
1989.....	26	378	14.5	651	2
1990.....	20	413	20.7	611	5
1991.....	93	1,523	16.4	661	8
1992.....	78	1,396	17.9	871	7
1994.....	79	1,241	15.7	651	6
1995.....	111	1,603	14.4	50	10
1996.....	64	962	15.0	61	2
1997.....	75	1,180	15.7	55	9
1998.....	74	1,057	14.3	51	1
1999.....	10	167	16.7	371	3
<b>Totals.....</b>	<b>750</b>	<b>11,904</b>	<b>15.9</b>	<b>871</b>	<b>65</b>







★ **TOM LANDRY** ★  
**Head Coach, 1960-88**  
**INDUCTED - 1990**

Tom Landry paced the sidelines as the "only head coach" in Dallas Cowboys history for 29 years in his trademark fedora. By the time Landry's coaching career ended following the 1988 season, he had compiled a 270-178-6 record, the third most wins in NFL history.

That distinguished career was good enough for Landry to gain entry into the Pro Football Hall of Fame in 1990 and the Cowboys Ring of Honor in 1993, thanks to leading the Cowboys to two Super Bowl titles, five Super Bowl appearances, five NFL Championships, 13 division titles and an incredible 20 consecutive winning seasons.

"This team has always played for me," Landry said. "That was the key to why I continued coaching. If they wouldn't play for me, I would have been out a long time ago. They always played hard and tried hard."

Landry's head coaching career did not start out very smoothly, coming over from the N.Y. Giants staff to take over the expansion Cowboys in 1960. That first year ended with an 0-11-1 in 1960, the tie coming against Landry's former team the Giants, preventing the Cowboys from going winless. The Cowboys went on to suffer through losing seasons in the first five years, before going 7-7 in 1965.

But from that point on, Landry turned the franchise into "America's Team," the Cowboys reeling off 20 consecutive winning seasons from 1966-85, one of the longest winning streaks in all of professional sports.

As a player-coach with the Giants before coming to the Cowboys, Landry helped to develop what would eventually become a base defense in the NFL, the 4-3. It was innovations like this that caught the attention of Cowboys owner Clint Murchison Jr. and president Tex Schramm when it came time to select the franchise's first head coach.

As head coach of the Cowboys, Landry introduced more innovations to the game, including offensive motion. Very seldom did the Cowboys run a play from the formation they initially lined up in after breaking the huddle. Landry brought back the shotgun formation, popularized situational substitutions and concocted the "Flex" defense.

Walking the sidelines characteristically stoic, Landry was always thinking a couple of plays ahead and what the long-term effects of each play he called might be. He coached football as if it were a chess match, positioning his team in the best way to win in the end. And in the end, no one coached with more success for a longer period of time than Landry. That success was the impetus for Landry's induction into Pro Football Hall of Fame less than two years after he coached his last game.

The legendary coach, born Sept. 11, 1924, in Mission, Texas, died Feb. 12, 2000 of leukemia.

**LANDRY'S ACCOMPLISHMENTS:**

- ★ 20 Consecutive Winning Seasons (1966-85)
- ★ Super Bowl VI and XII Titles
- ★ 2 NFL Championship game appearances
- ★ 5 NFC Titles
- ★ 13 Divisional Titles
- ★ 1966 NFL Coach of the Year
- ★ 1975 NFC Coach of the Year

**LANDRY'S CAREER TOTALS**

Year	W	L	T	Pct	Place	Playoff
1960	0	11	1	.000	7 NFL-East	-
1961	4	9	1	.308	6 NFL-East	-
1962	5	8	1	.385	5 NFL-East	-
1963	4	10	0	.286	5 NFL-East	-
1964	5	8	1	.385	5 NFL-East	-
1965	7	7	0	.500	2 NFL-East	-
1966	10	3	1	.769	1 NFL-East	**0-1
1967	9	5	0	.643	1 NFL-Capitol	**1-1
1968	12	2	0	.857	1 NFL-Capitol	0-1
1969	11	2	1	.846	1 NFL-Capitol	0-1
1970	10	4	0	.714	1 NFC-East	*2-1
1971	11	3	0	.786	1 NFC-East	*3-0
1972	10	4	0	.714	2 NFC-East	1-1
1973	10	4	0	.714	1 NFC-East	1-1
1974	8	6	0	.571	3 NFC-East	-
1975	10	4	0	.714	2 NFC-East	*2-1
1976	11	3	0	.786	1 NFC-East	0-1
1977	12	2	0	.857	1 NFC-East	*3-0
1978	12	4	0	.750	1 NFC-East	*2-1
1979	11	5	0	.688	1 NFC-East	0-1
1980	12	4	0	.750	2 NFC-East	2-1
1981	12	4	0	.750	1 NFC-East	1-1
1982	6	3	0	.667	2 NFC-East	***2-1
1983	12	4	0	.750	2 NFC-East	0-1
1984	9	7	0	.563	4 NFC-East	-
1985	10	6	0	.625	1 NFC-East	0-1
1986	7	9	0	.438	3 NFC-East	-
1987	7	8	0	.467	2 NFC-East	-
1988	3	13	0	.188	5 NFC-East	-
<b>Total</b>	<b>250</b>	<b>162</b>	<b>6</b>	<b>.605</b>		<b>20-16</b>

\* Super Bowl Appearance

\*\* NFL Championship Game Appearance

\*\*\* NFL strike-shortened season



74

★ **BOB LILLY** ★  
**Defensive Tackle, 1961-74**  
**INDUCTED – 1980**

Before earning the nickname “Mr. Cowboy,” Bob Lilly was the first player ever drafted by the Dallas Cowboys in 1961. So it is fitting that Lilly not only became the first Cowboys player inducted into the Ring of Honor in 1975, but also became the franchise’s first player inducted into the Pro Football Hall of Fame in 1980.

During the course of 14 seasons with the Cowboys, Lilly was named Rookie of the Year in 1961, was selected to the Pro Bowl a club-record 11-times – 10 consecutive selections between 1964-74 – was named to the All-Pro team seven times and played in two Super Bowls, including the club’s very first Super Bowl victory, 24-3 over Miami in Super Bowl VI.

As the foundation of the famed “Doomsday Defense,” Lilly’s intensity was readily apparent in an infamous scene after the Cowboys Super Bowl V loss to the Baltimore Colts when he ripped his helmet off and hurled it into the air. The following year, the Lilly-led Cowboys defense held Miami to only a field goal in Super Bowl VI, the fewest points ever given up in Super Bowl history.

“The competition is what I love,” Lilly once said. “That makes me a lot more intense. Personalities don’t enter into it at all. My objective is to get the man with the ball. Nobody better get in my way.”

Lilly is the Cowboys all-time leader in consecutive games played at 196, is tied for second with 14 seasons played and second all-time with 194 games started. Lilly led the Cowboys in sacks three consecutive years, beginning with his rookie season.


“A man like that comes along once in a lifetime,” late Cowboys head coach Tom Landry said in 1972. “He is something a little bit more than great. Nobody is better than Bob Lilly.”

Lilly was a two-time All-American defensive end at Texas Christian University and a two-time all-Southwest Conference team selection.

He was born July 26, 1939, in Olney, Texas.

**LILLY’S ACCOMPLISHMENTS:**

- ★ 11-Time Pro Bowl (Franchise Record)
- ★ 7-Time All-Pro
- ★ NFL 75th Anniversary Team
- ★ AFL-NFL 25-year Anniversary Team
- ★ National Football Foundation Hall of Fame
- ★ Super Bowl VI Title
- ★ 2 NFC Titles
- ★ 4 Eastern Conference Titles
- ★ November 23, 1975 declared “Bob Lilly Day” in Dallas, Texas
- ★ College Football Hall of Fame



**Bob Lilly** was the first Cowboys player inducted into the Pro Football Hall of Fame in 1980.





# 20

## ★ MEL RENFRO ★ Defensive Back, 1964-77 INDUCTED – 1996

Mel Renfro first came to the Cowboys a highly-acclaimed running back out of the University of Oregon. But Cowboys head coach Tom Landry saw Renfro as a defensive back when they selected him in the second round of the 1964 draft.

And what a defensive back he was during his 14-year career, becoming arguably the best safety-cornerback to ever play for the Cowboys, and one of the best to ever play in the NFL. His 52 career interceptions and 26.4-yard career kickoff-return average still stand as team records, both a tribute to his running ability.

The NFL certainly got to know Renfro in a hurry, having been elected to the Pro Bowl in each of his first 10 seasons in the NFL – the first six at free safety and the final four at cornerback. His 10 Pro Bowl appearances is second to only Bob Lilly's 11 for the Cowboys.

On top of his 10 Pro Bowls, Renfro was a four-time All-Pro, playing in four Super Bowls and eight NFC Championships. He became the fifth member of the exclusive Ring of Honor in 1981, and was finally elected to the Pro Football Hall of Fame in 1996 in his 14th year of eligibility.

Renfro's 14 seasons with the Dallas Cowboys ties him for second in club history, just one shy of the record.

While at Oregon, Renfro led the team in rushing three consecutive years and was a two-time All-American. Despite coming to the NFL as an acclaimed runner, Renfro only ran the ball eight times during his career, all in 1966. Landry saw a free safety first, Renfro spending his first six seasons at safety and the final eight at corner.

In the middle of Renfro's All-Pro 1969 season, Landry was uncharacteristically complimentary toward one of his players, calling him "the best in the league at free safety."

But the Cowboys certainly figured out a way to capitalize on Renfro's running ability, having him return punts and kickoffs early in his career. He led the NFL in kickoff and punt returns his rookie season, and had seven interceptions, returning one for a touchdown. Renfro still is tied for the franchise lead with two career touchdown returns, and his 30-yard kick-off return average in 1965 still remains as the single-season high.

But it was interceptions Renfro was best known for during his career. In his first six years at free safety, Renfro totaled 30 interceptions. His interception totals declined somewhat when Landry moved him to cornerback for good in 1970. The decline had more to do with quarterbacks' reluctance to throw his way than any diminishing skills or quickness. His 626 interception return yards still stands as a career record for the Cowboys.

That 1971 Pro Bowl possibly was the greatest indication of Renfro's all-round ability. Not only did he play cornerback, but he also returned two punts for touchdowns, leading the NFC to a 27-6 win and earning the game's Most Valuable Player award.

He was born Dec. 30, 1941, in Houston, Texas.

### RENFRO'S ACCOMPLISHMENTS:

- ★ 4-Time All-Pro
- ★ 10-Time Pro Bowl
- ★ 3-Time All-NFC
- ★ Cowboys Career Record 52 interceptions
- ★ Cowboys Career Record 26.4-yard kickoff-return average
- ★ Cowboys Career Record 626 interception return yards
- ★ Super Bowl VI and XII Titles
- ★ 4 NFC Championships
- ★ 9 Division Titles
- ★ Consensus All-American, 1962

### RENFRO'S CAREER TOTALS

Kickoff Returns						Punt Returns					
	No.	Yds.	Avg.	Long	TD	Totals	No.	Yds.	Avg.	Long	TD
Totals	85	2246	26.4	100	2	109	842	7.7	69	1	

Fum.			Interceptions					
	Rec.	TD	Totals	No.	Yds.	Avg.	Long	TD
Totals	12	3	52	626	12.0	90	3	

\*Official tackle and sack stats not tabulated until 1979.



21

# ★ DEION SANDERS ★

## Cornerback, 1995-99

### INDUCTED - 2011

On Sept. 9 1995, the Dallas Cowboys made the biggest free agent move in the franchise's history by signing Deion Sanders to a long term contract. In doing so, Dallas was able to secure the services of one of the most talented cornerbacks in the history of the NFL. His stardom in the NFL was apparent from his first career game when he returned a punt 68 yards for a touchdown. More of that spectacular play continued throughout his 14-season, 188-game career. Sanders, who spent time with five different NFL teams, scored a total of six touchdowns on punt returns, three on kickoff returns, and returned nine interceptions for scores. The multi-faceted athlete also returned one fumble for a touchdown and had 60 receptions for 784 yards and three touchdowns with the Falcons (1989-1993), San Francisco 49ers (1994), Dallas Cowboys (1995-99), Washington Redskins (2000) and Baltimore Ravens (2004-05). In all, he recorded 53 interceptions including five with the Ravens when he returned to the field after a three-year retirement.

Sanders was an extremely gifted and versatile athlete, who was also a Major League Baseball player. As a baseball player, Sanders spent time with the New York Yankees (1989-90), Atlanta Braves (1991-94), Cincinnati Reds (1994-95, 1997, 2001) and San Francisco Giants (1995). He is the only man in professional sports to play in both a World Series (batting at a .533 World Series clip with Atlanta in 1992) and in the Super Bowl (with victorious San Francisco and Dallas teams following the 1994 and 1995 seasons). To further validate his versatility, Sanders is the only man in NFL history who has recorded both a pass reception – a 47-yarder, the longest completion of the game in Super Bowl XXX – and an interception – returned for 15 yards in Super Bowl XXIX – in Super Bowl action. After helping the Cowboys win Super Bowl XXX, Sanders announced on Feb. 20, 1996 that he would play football exclusively for the entire 1996 season. As a result, Sanders started 16 regular season games at cornerback and another eight at wide receiver – becoming the first two-way starter in the NFL since the Philadelphia Eagles Chuck Bednark, who retired in 1962. At the completion of the 1996 football season, Sanders returned to baseball, signing with the Reds, and led the league in stolen bases (56) in the 1997 season before returning to football on a full-time basis in September.

He was selected to eight Pro Bowls, and became a member of the NFL's All-Decade Team of the 1990s as both a cornerback and a punt returner, leading the NFL in punt returns in 1998. He also led the NFC in kickoffs in 1992 and interceptions in 1991 and 1993. He was named first-team All-Pro nine times at cornerback in addition to receiving All-NFL acclaim by some media outlets as a kick returner in 1992 and as a punt returner in 1998. Sanders won two Super Bowls during his career. He started at right cornerback in the 49ers in their 49-26 victory over the San Diego Chargers in Super Bowl XXIX and at left cornerback in the Cowboys 27-17 win over the Pittsburgh Steelers in Super Bowl XXX.

His 23 career touchdowns (including playoffs) have been scored in the following manner: interceptions (nine), pass receptions (three), rushes (one), kickoff returns (three), punt returns (six) and fumble recoveries (one). Sanders holds the NFL record for career touchdowns scored on any type of return with 18. Perhaps the one statistic that supports Sanders' status as one of the game's greatest playmakers is his 25.1-yard career interception average on 53 career thefts (1,331 yards), ranking him sixth all-time. He retired second all-time in interception return yardage (1,331) and tied for second for most interceptions returned for a touchdown in a career (nine) and a season (three). His career-high 303 yards gained on interception returns with the 49ers in 1994 was third best ever in the NFL at the time of his retirement. He also returned three picks for touchdowns (74, 93, 90 yards) that season to become the first player ever to have two 90-yard interception returns for touchdowns in the same season. He was named the NFL's Defensive Player of the Year.

Sanders was originally drafted by Atlanta in the first round (fifth overall) of the 1989 NFL Draft out of Florida State, just behind Troy Aikman (first overall selection in 1989).

### SANDERS' ACCOMPLISHMENTS:

- ★ Only man in professional sports to play in both a World Series and in a Super Bowl
- ★ 8-Time Pro Bowl
- ★ Member of the NFL's All-Decade Team of the 1990s as both a cornerback and a punt returner.
- ★ Named first-team All-Pro nine times at cornerback
- ★ Holds the NFL record for career touchdowns scored on any type of return with 18

### SANDERS' CAREER TOTALS

Year Team	GP	DEFENSE								RETURNS									
		Solo	Asst	Total	INT	Yds	Long	TD	PR	Yds	Avg	Long	TD	KR	Yds	Avg	Long	TD	
1989 (Atlanta)	15	28	11	-	39	5	52	22	0	28	307	11.0	68	1	35	725	20.7	72	0
1990 (Atlanta)	16	31	19	-	50	3	153	82	2	29	250	8.6	79	1	39	851	21.8	50	0
1991 (Atlanta)	15	35	14	-	49	6	119	55	1	21	170	8.1	23	0	26	576	22.2	100	1
1992 (Atlanta)	13	44	22	-	66	3	105	55	0	13	41	3.2	14	0	40	1,076	26.7	99	2
1993 (Atlanta)	11	27	7	-	34	7	91	41	0	2	21	10.5	16	0	7	169	24.1	31	0
1994 (San Francisco)	14	35	2	-	37	6	303	93	3	0	0	0.0	0	0	0	0	0.0	0	0
1995 (Dallas)	9	22	6	-	28	2	34	34	0	1	54	54.0	54	0	1	15	15.0	15	0
1996 (Dallas)	16	32	13	-	45	2	3	2	0	1	4	4.0	4	0	0	0	0.0	0	0
1997 (Dallas)	13	20	9	-	29	2	81	50	1	33	407	12.3	83	1	1	18	18.0	18	0
1998 (Dallas)	11	25	3	-	28	5	153	71	1	24	375	15.6	69	2	1	16	16.0	16	0
1999 (Dallas)	14	39	4	-	43	3	2	2	0	30	344	11.5	76	1	4	87	21.8	31	0
2000 (Washington)	16	39	7	-	46	4	91	32	0	25	185	7.4	57	0	1	-1	-1.0	-1	0
2004 (Baltimore)	9	8	1	-	9	3	87	48	1	5	41	8.2	23	0	0	0	0.0	0	0
2005 (Baltimore)	16	27	2	-	29	2	57	33	0	0	0	0.0	0	0	0	0	0.0	0	0
<b>Totals</b>	<b>188</b>	<b>412</b>	<b>120</b>	<b>-</b>	<b>532</b>	<b>53</b>	<b>1,331</b>	<b>931</b>	<b>9</b>	<b>212</b>	<b>2,199</b>	<b>10.4</b>	<b>831</b>	<b>6</b>	<b>155</b>	<b>3,523</b>	<b>22.7</b>	<b>100</b>	<b>3</b>





★ **TEX SCHRAMM** ★  
**Cowboys President and General Manager**  
**1959-1989**  
**INDUCTED – 1991**

Texas Earnest Schramm Jr., better known as "Tex," rose to Professional Football Hall of Fame status during his 29 seasons as president and general manager of the Dallas Cowboys, turning a 1960 expansion franchise in Dallas into one of the most successful franchises in NFL history.

With Schramm overseeing the birth and growth of the Cowboys organization, the team reached five Super Bowls, winning two, made 18 playoff appearances and compiled an NFL-record 20 consecutive winning seasons, one of the longest such streaks in all of professional sports.

Schramm was an NFL pioneer and innovator. Under his watch, the Dallas Cowboys were always on the cutting edge with revolutionary ideas and visions. He was instrumental in creating the Dallas Cowboys Cheerleaders, the first of their kind in professional football, developing the Cowboys Ring of Honor and bringing an annual Cowboys Thanksgiving Day game to the nation.

Schramm's work was not just focused on the Dallas Cowboys, as his tireless efforts changed the face of the entire NFL. He was a driving force behind the development and implementation of instant replay, giving the head referee a microphone for penalty announcements, shortening the play-clock and helping to develop the wild-card playoff system.

A tough negotiator, Schramm was the engineer in building the Cowboys foundation from the ground up. His tough stance in labor negotiations was also evident in his support for using replacement players during the 1987 NFL strike. After just three weeks, the move proved successful and the players returned to work. The benefits of this would be apparent in future years as lasting labor peace was reached with the NFL Players Association in 1992 and has continued since.

His position as chairman of the NFL Competition Committee from 1966 to 1988 aided his innovative efforts. Schramm's impact on the league was widespread, and probably his most cherished legacy since the one-time TV-executive at CBS who first came up with the idea of televising the Winter Olympics in 1960 from Squaw Valley was such a firm believer in preserving and making history.

One of Schramm's most significant accomplishments in the NFL was coordinating the merger of the established NFL and the fledgling American Football League in 1966, holding what amounted to as secret meetings with Kansas City Chiefs owner Lamar Hunt at the insistence of NFL Commissioner Pete Rozelle.

The merger of the two warring leagues led to what became known as the Super Bowl, and when the leagues combined in 1970, the most powerful sports league in the world.

After Schramm departed the Cowboys in 1989 when Jerry Jones bought the club, he went international, becoming president of the upstart World League of American Football, later to become know as NFL Europe. He was inducted into the Pro Football Hall of Fame in 1991.

"I'm not one of the great athletes like the men behind me," a jubilant Schramm said during his Hall of Fame induction speech. "But I'm thrilled to be standing in front of them. Many of the men in here were my heroes. To be rubbing shoulders with them, it's beyond my comprehension."

In all, Schramm spent 44 years of his life in professional football, starting as a sportswriter for the Austin American-Statesman in 1947 – a natural step for the California-born Schramm who earned a bachelor's degree in journalism from the University of Texas. Schramm spent 10 seasons with the Los Angeles Rams (1947-56), where Schramm first came in contact with Rozelle, who Schramm hired to be the Rams public relations director in 1952. Schramm then spent a brief period (1957-59) at CBS before being hired by Clint Murchison in 1959 to oversee the startup of the Dallas expansion franchise.

Schramm was born on June 2, 1920, in San Gabriel, Calif.


**TEX SCHRAMM'S NFL LEGACY**

During Schramm's 25 years as chairman of the NFL's Competition Committee, the NFL implemented the following:

Year	Contribution
1970	Moved the official game time to the scoreboard clock
1972	Moved the hash marks toward the center of the field to aid offense
1974	Implemented stricter pass defense rules to influence scoring
1974	Moved goalposts from the goal line to the end line for safety and to help offensive play
1974	Developed the sudden-death overtime concept for breaking ties
1975	Gave the referee a microphone to announce calls to the crowd and TV audiences
1977	Made defensive linemen's head slaps illegal
1979	Implemented the in-the-grasp rule to protect quarterbacks
1986	Instituted Instant Replay to aid officials
	Enabled Quarterbacks to stop the clock by throwing the ball directly into the ground

22

★ EMMITT SMITH ★  
Running Back, 1990-2002  
INDUCTED - 2010



In 15 seasons - 13 with Dallas - Emmitt Smith made an impact on the NFL that few players can match at any position or in any era. As the NFL's all-time leading rusher, Smith also won four NFL rushing titles, three Super Bowl titles and a league (1993) and Super Bowl (XXVIII) MVP award. He was selected to the Pro Bowl eight times, and on the club's offense, only Larry Allen (10) was selected to more in club history. Among NFL running backs, only Barry Sanders (10) was selected more times. With 975 rushing yards in 2002, Smith became just the seventh player in NFL history to carry the title of all-time rushing leader, taking that designation from Walter Payton.

After 13 seasons in Dallas, Smith had 17,162 career rushing yards, and he moved past Payton's 16,726 career yard mark in Week Eight of the 2002 season against Seattle. Smith finished his pro career with 18,355 yards and is also the NFL's career rushing touchdowns leader (164), and second in league annals in total touchdowns (175), trailing Jerry Rice by 33. The first player in NFL history to post five straight seasons with over 1,400 yards rushing, Smith, Jim Brown and LaDainian Tomlinson are the only players with seven straight 10-touchdown seasons to start their career. With 1,021 yards rushing in 2001, Smith became the first player in NFL history to rush for 1,000 yards in 11 consecutive seasons and the first to post 11 1,000-yard rushing seasons in a career.

Smith holds the NFL record for career rushing attempts with 4,409, passing Payton (3,838) in Week Three of the 2002 season. With an NFL record 25 rushing touchdowns in 1995, Smith scored 100 career touchdowns in just six seasons, originally the fastest anyone in league history had reached that mark. Smith also tied Brown's NFL record by scoring 100 touchdowns in just 93 career games. Since Smith's accomplishment, Tomlinson reached the feat in 89 games. His 25 career scores against the Arizona Cardinals is tied for the third-best total by a player against an opponent since 1970, followed by his 24 scores against Washington and the N.Y. Giants.

His value to the Cowboys success can be seen in the club's 99-26 mark (91-24 in regular season) when he carried the ball 20-or-more times a game and 64-19 record (57-19 in regular season) when he rushed for 100 yards. The century mark became a big number in Smith's career, having rushed for 100 yards in 155-of-326 games dating back to high school, including 83-of-218 games with Dallas, including playoffs. In NFL annals, Smith's 78 regular season 100-yard rushing games is a record. Included in Smith's club-record 76 100-yard rushing games are 11 of the top 15 performances in team history and 18 days with over 150 yards (the fourth highest total of 150-yard games in NFL history). Smith rushed for over 100-yards against 22 of the 32 NFL teams.

In addition, he rushed for 2,466 yards against the Philadelphia Eagles in his 15-year career, his best out-put against any single opponent. That total ranks second since 1970 for running backs against one team. Smith also has the third and fourth best totals in that category.

One reason Smith was such a workhorse in the Dallas offense over the years was his ability to answer the bell at game time, having started 216-of-218 career games - including playoffs. While in Dallas, he missed just four career games due to injury, and it was that durability that enabled Smith to lead the Cowboys in rushing in 178 of his 201 career regular season games. The lack of decline in Smith's game is also evidenced by the fact that he had rushed for 5,928 yards from 1998-2002 - the fifth highest yardage total in the NFL over that time span. His 41 rushing touchdowns during his last five years in Dallas was the third-best figure in the league.

Not limited to rushing and scoring, Smith is fourth on the Cowboys all-time reception list with 486 career catches, trailing Drew Pearson (489) by three receptions. Smith is one of only six NFL players who have amassed over 9,000 career-rushing yards and 500 career receptions. He is second on the NFL's yards from scrimmage list and fourth on the NFL's all-time combined yardage list with 20,174 yards.

Smith was born on May 15, 1969 in Pensacola, Fla.

## SMITH'S ACCOMPLISHMENTS:

- ★ 8 -Time Pro Bowl
- ★ League (1993) and Super Bowl MVP (XXVIII)
- ★ 4 - NFL rushing titles (91,92,93,95)
- ★ NFL record holder for 1,000 yard seasons (11)
- ★ Super Bowl XXVII,XXVIII,XXX titles
- ★ NFL all-time leading rusher (18,355)
- ★ NFL career rushing touchdowns leader (164)
- ★ 1990 NFL Rookie of the Year


## SMITH'S CAREER TOTALS

Year Team	GP	Att	RUSHING				RECEIVING				
			Yds	Avg	Long	TD	Rec	Yds	Avg	Long	TD
1990 (Dallas)	16	241	937	3.9	48	11	24	228	9.5	57	0
1991 (Dallas)	16	365	1,563	4.3	75	12	49	258	5.3	14	1
1992 (Dallas)	16	373	1,713	4.6	68	18	59	335	5.7	26	1
1993 (Dallas)	14	283	1,486	5.3	62	9	57	414	7.3	86	1
1994 (Dallas)	15	368	1,484	4.0	46	21	50	341	6.8	68	1
1995 (Dallas)	16	377	1,773	4.7	60	25	62	375	6.0	40	0
1996 (Dallas)	15	327	1,204	3.7	42	12	47	249	5.3	21	3
1997 (Dallas)	16	261	1,074	4.1	44	4	40	234	5.9	24	0
1998 (Dallas)	16	319	1,332	4.2	32	13	27	175	6.5	24	2
1999 (Dallas)	15	329	1,397	4.2	63	11	27	119	4.4	14	2
2000 (Dallas)	16	294	1,203	4.1	52	9	11	79	7.2	19	0
2001 (Dallas)	14	261	1,021	3.9	44	3	17	116	6.8	22	0
2002 (Dallas)	16	254	975	3.8	30	5	16	89	5.6	17	0
2003 (Arizona)	10	90	256	2.8	22	2	14	107	7.6	36	0
2004 (Arizona)	15	267	937	3.5	29	9	15	105	7.0	18	0
<b>Totals</b>	<b>226</b>	<b>4,409</b>	<b>18,355</b>	<b>4.2</b>	<b>75</b>	<b>164</b>	<b>515</b>	<b>3,224</b>	<b>6.3</b>	<b>86</b>	<b>11</b>



12

★ **ROGER STAUBACH** ★  
**Quarterback, 1969-79**  
**INDUCTED – 1985**



Good things come to those who wait, and certainly the Dallas Cowboys patience in the mid-60's was supremely rewarded, landing one of the best players in franchise history because they were willing to wait for Roger Staubach to fulfill his military commitment.

For those five years of patience, the Cowboys landed the guy who became better known as "Roger The Dodger" over the next 11 years when he was selected to six Pro Bowls – including five consecutively – and was named the NFL Players Association Most Valuable Player in 1971. Staubach led the NFL in passing four times and was selected to the All-NFC team four times.

"He is one of the finest to ever play the game," Green Bay Packers Quarterback Bart Starr once said of Staubach. "I think if I had some of that Staubach competitiveness, I'd have been much better."

Staubach, the 1963 Heisman Trophy winner, was drafted by the Dallas Cowboys in 1964 from the Naval Academy, but did not join the team until 1969 due to his Navy commitment. Former president and general manager Tex Schramm signed Staubach to a futures contract in a hotel room in 1964, actually scribbling out the details on a legal-sized tablet that would have Staubach paid annually to participate in training camp practices when he had enough leave built up.

The 1963 Heisman Trophy winner showed up in Dallas as a 27-year-old rookie, but in those 11 seasons still managed to carve out the franchise's all-time leading quarterback rating of 83.42 and became a four-time NFL passing champion. But Staubach almost became better known for his scrambling ability, and to this day ranks 11th on the Cowboys all-time rushing list with 2,264 yards.

Staubach owns the second-most passing yards in club history, 22,700, and his 3,586 in 1979 still ranks as the sixth most passing yards in a single season for the Cowboys. He also still leads the club with a career average of 7.67 yards-per-attempt.

Staubach also became known as "Captain Comeback" for his 23 fourth-quarter come-from-behind victories in regular season and playoff games, including 14 in the final two minutes or overtime. Never was this more apparent than in a 1975 playoff game against the Minnesota Vikings when Staubach connected with wide receiver Drew Pearson on a desperation 50-yard "Hail Mary" touchdown pass that knocked the Vikings out of the playoffs.

"You could never defeat Roger mentally or physically," late Cowboys head coach Tom Landry said in 1983. "He was like that in a game, in practice or in the business world."

Staubach ended his Cowboys career with four Super Bowl appearances, including wins in Super Bowls VI and XII. In Super Bowl VI, Staubach was named the game's Most Valuable Player.

Following the 1979 season, Staubach retired, fearing the after-effects of recurring concussions.

In 1983, Staubach became the sixth member of the Dallas Cowboys Ring of Honor and two years later was inducted into the Pro Football Hall of Fame.

He was born Feb. 5, 1942, in Cincinnati, Ohio.

#### STAUBACH'S ACCOMPLISHMENTS:

- ★ 6-Time Pro Bowl
- ★ 4-Time NFL Passing Champion
- ★ MVP of Super Bowl VI
- ★ Super Bowl VI and XII Titles
- ★ 5 NFC Titles
- ★ 7 Division Titles
- ★ 1979 Byron "Whizzer" White Award
- ★ 1971 NFL Players Association Most Valuable Player
- ★ 1971 Bert Bell Award
- ★ 1975 Vince Lombardi Sportsman of the Year
- ★ 1963 Heisman Trophy
- ★ 1963 Walter Camp Memorial Trophy
- ★ 1965 Naval Academy Athletic Association Sword

#### STAUBACH'S CAREER PASSING TOTALS

Year	G	Att	Comp	Comp %	Yds	YPA	TD	Int	Rating
1969	6	47	23	48.9	421	8.96	1	2	69.5
1970	8	82	44	53.7	542	6.61	2	8	42.9
1971	13	211	126	59.7	1882	8.92	15	4	104.8
1972	4	20	9	45.0	98	4.90	0	2	20.4
1973	14	286	179	62.6	2,428	8.49	23	15	94.6
1974	14	360	190	52.8	2,552	7.09	11	15	68.4
1975	13	348	198	56.9	2,666	7.66	17	16	78.5
1976	14	369	208	56.4	2,715	7.36	14	11	79.9
1977	14	361	210	58.2	2,620	7.26	18	9	87.0
1978	15	413	231	55.9	3,190	7.72	25	16	84.9
1979	16	461	267	57.9	3,586	7.78	27	11	92.3
<b>Total</b>	<b>131</b>	<b>2,958</b>	<b>1,685</b>	<b>57.0</b>	<b>22,700</b>	<b>7.67</b>	<b>153</b>	<b>109</b>	<b>83.4</b>

**Additional Statistics:** Rushing (410 carries for 2,264 yards and 20 touchdowns).

54

★ **RANDY WHITE** ★  
**Defensive Tackle, 1975-88**  
**INDUCTED – 1994**



Randy White came to the Cowboys from the University of Maryland as the No. 2 pick in the 1975 NFL Draft. Before his career was over, 14 years later, he would become known as the "Manster" – half man, half defensive monster – setting numerous franchise records as the heart-and-soul of the famed "Doomsday Defense."

White struggled in his first two years with the Cowboys when then head coach Tom Landry moved White from his familiar defensive tackle position to linebacker. But, after Landry moved White back to right tackle in 1977, White became one of the NFL's most dominating defensive linemen and a coveted co-Super Bowl MVP.

"Coming out of college a lot was expected of me," White said. "But I never did feel comfortable playing linebacker. Those first two years I was fighting for my life out there. Then they switched me to defensive tackle, where I was a lot more comfortable and from there my career took off."

White played 14 seasons, tying him for second all-time in franchise history, and he set a franchise record with eight All-Pro selections. White also was selected to nine Pro Bowls, ranking third in franchise history for Pro Bowl appearances. White's 16 sacks in 1978 rank third in franchise history for a single season, and he still remains third all-time in career tackles with 1,104 and second with 701 career solo tackles.

"His performances range anywhere from spectacular to spectacular," Landry once said. "He could out-match anybody's intensity from game to game."

In his career, White played in six NFC Championship Games and three Super Bowls, claiming victory in Super Bowl XII and co-MVP honors with teammate Harvey Martin. Even more astounding, White only missed one game in his 14-year career.

In 1994, White was inducted into the Ring of Honor with teammate Tony Dorsett, the same year he was inducted into the Pro Football Hall of Fame.

"Any honor I receive is a reflection on the great teammates and coaches I had in my career," White said. "There's a real special group of guys with the Cowboys, and to be a part of that was a great honor."

He was born Jan. 15, 1953, in Pittsburgh, Pa.

#### WHITE'S ACCOMPLISHMENTS:

- ★ 9-Time Pro Bowl
- ★ 8-Time All-Pro
- ★ Co-MVP Super Bowl XII
- ★ 1978 Defensive Player of the Year
- ★ 1982 NFL Defensive Lineman of the Year
- ★ Super Bowl XII Title
- ★ 3 NFC Titles
- ★ 5 Division Titles
- ★ 2nd Franchise History Career Solo Tackles (701)
- ★ 3rd Franchise History Career Combined Tackles (1,104)
- ★ 3rd Franchise History Games Played (209)
- ★ Outland Trophy – University of Maryland
- ★ Lombardi Trophy – University of Maryland

#### WHITE'S CAREER TOTALS

Year	Games	Tackles			Sacks	Fum. Rec.
		Solo	Asst.	Total		
1975	14	13	6	19	7.0	2
1976	14	25	17	42	6.0	1
1977	14	70	48	118	13.0	2
1978	16	75	48	123	16.0	0
1979	15	50	41	91	5.0	1
1980	16	56	32	88	6.5	0
1981	16	61	33	94	8.5	0
1982	9	22	21	43	2.5	1
1983	16	67	33	100	12.5	1
1984	16	81	27	108	12.5	0
1985	16	61	34	95	10.5	0
1986	16	73	30	103	6.5	2
1987	15	39	25	64	6.0	0
1988	16	8	8	16	1.5	0
<b>Total</b>	<b>209</b>	<b>701</b>	<b>403</b>	<b>1,104</b>	<b>111.0</b>	<b>10</b>



70

★ **RAYFIELD WRIGHT** ★  
**Offensive Tackle, 1967-79**  
**INDUCTED – 2006**



Only nine players have played football for the Dallas Cowboys longer than Rayfield Wright, and only five players in the history of the Cowboys organization have been to more Pro Bowls than Wright's six.

After playing tight end, tackle and defensive end during his first three NFL seasons, Wright settled in at right tackle in 1970. Before undergoing knee surgery that forced him to miss most of the 1977 season, Wright was acknowledged as the NFL's premier offensive tackle. Wright was selected to six straight Pro Bowls (1971-76) as a tackle while earning All-Pro honors four times and earning recognition on the NFL's all-decade team for the 1970s.

During each of his 13 seasons, the Cowboys offense ranked in the top six in the NFL for total offense, including leading the league five times. Behind his blocking, Calvin Hill became the first 1,000 yard rusher in team history when he ran for 1,036 yards in 1972. All totaled, Dallas had a running back clear the 1,000 yard barrier five times during his tenure. Also behind his blocking, Roger Staubach became the first quarterback in franchise history to throw for more than 3,000 yards in a season when he totaled 3,190 passing yards in 1978, the year Wright returned from his knee surgery.

In his 13-year NFL career with the Dallas Cowboys, Wright was a key contributor to teams that had 13 straight winning seasons, made 12 playoff trips and won 10 division titles. He also played in eight conference championship games and won five NFC Championships (1970, 1971, 1975, 1977, 1978) and two Super Bowls (VI and XII). He was part of a team that had a 74.1% winning percentage in the regular season (137-48-1) and a 60.0% winning percentage in the post season (15-10).

During his 13 seasons, Wright was a participant in five Super Bowls, claiming the ultimate prize twice. Only one other player in NFL history has appeared in more Super Bowls than Wright, he is one of only 13 players in NFL history, and the only offensive tackle, to have played in five Super Bowls.


During Wright's career, the Cowboys were the only team to play in five Super Bowls in one calendar decade – or in any ten year period of time – advancing to the Super Bowl following the 1970, 1971 1975, 1977 and 1978 seasons.

Rayfield Wright was inducted into the Dallas Cowboys Ring of Honor on October 10, 2004, joining Bob Lilly, Don Meredith, Don Perkins, Chuck Howley, Mel Renfro, Roger Staubach, Lee Roy Jordan, Randy White, Tony Dorsett, Tom Landry, Bob Hayes, Tex Schramm and Cliff Harris. Troy Aikman, Michael Irvin and Emmitt Smith were inducted in 2005.

He was born August 23, 1945, in Griffin, Ga.

**WRIGHT'S ACCOMPLISHMENTS:**

- ★ 6-time Pro Bowl selection
- ★ 4-time All Pro
- ★ Super Bowl VI and XII titles
- ★ 5 NFC Championships
- ★ 10 Division Titles
- ★ 1970s member of NFL's All-Decade Team



**Rayfield Wright** became the first Cowboys offensive lineman selected to both the Pro Football Hall of Fame and the Ring of Honor at Texas Stadium.


## Ring of Honor

The Cowboys honor those who made outstanding contributions to the club by inducting them into the Ring of Honor at AT&T. Their names and the years of service are prominently displayed in silver on the wall above the seats at AT&T Stadium. The 20 members of the Cowboys Ring of Honor:



### ★ TROY AIKMAN ★ Quarterback, 1989-2000

Troy Aikman joined the Cowboys as the first overall pick in the 1989 NFL Draft out of UCLA. After guiding the franchise to three Super Bowl titles, Aikman retired holding or tied for 47 club passing records, including career attempts (4,715), completions (2,898), passing yards (32,942), touchdowns (165) and completion percentage (61.5%). At the time, he was the winningest quarterback of any decade, having finished his career with 94 regular season wins in the 90s. Aikman was a six-time Pro Bowler and the MVP of Super Bowl XXVII. He was inducted into the Ring of Honor with Emmitt Smith and Michael Irvin on Monday Sept. 19, 2005 at halftime of the Cowboys-Redskins game. Aikman was elected to the Pro Football Hall of Fame in 2006.



### ★ LARRY ALLEN ★ Offensive Line, 1994-2005

Larry Allen finished his Dallas Cowboys career as one of the most decorated offensive players in Dallas Cowboys and NFL history. He was named to more Pro Bowls (10) than any other offensive player in Cowboys history. He earned his 11th trip in 2006 while finishing his career with the San Francisco 49ers. He was named All-Pro seven times, six times at guard and once at tackle. With his selection to the Pro Bowl at tackle in 1998, he became just the third player in league history to be selected to the all-star game at more than one offensive line position. In 12 seasons in Dallas, he played all but one offensive line position (center). Was a key part of the 1995 Super Bowl champion team. Inducted during halftime of the Cowboys-Seahawks game on Nov. 6, 2011. Elected to the Pro Football Hall of Fame in 2013.

### ★ TONY DORSETT ★ Running Back, 1977-87

Tony Dorsett finished his career as the second leading rusher in NFL history and played in five NFC Championship Games, two Super Bowls and four Pro Bowls. After guiding the University of Pittsburgh to the 1976 national title and claiming the Heisman Trophy, Dorsett captured rookie of the year honors in 1977. He also holds the NFL record with a 99-yard touchdown run. Inducted into the Ring of Honor in 1994, Dorsett was also elected to the Pro Football Hall of Fame in 1994. Dorsett was inducted into the Ring of Honor at halftime of the Cowboys-Arizona game on Oct. 9, 1994.







★ **CHARLES HALEY** ★  
Defensive End, 1992-1996

Charles Haley is the only player in NFL history to win five Super Bowls (two with San Francisco and three with Dallas). He arrived in Dallas after six seasons as a pass rushing threat for the 49ers. Upon his arrival, he was moved to defensive end and had back-to-back double-digit sack seasons (1994-95). He was a member of 10 division championship teams in his 12 NFL seasons and played for a team with a winning record through each of his first 11 years. In 63 games played for Dallas, Haley racked up 34.0 sacks and through his 169-game career, he amassed 100.5 sacks. Inducted during halftime of the Cowboys-Seahawks game on Nov. 6, 2011.

★ **CLIFF HARRIS** ★  
Safety, 1970-79

Nicknamed "Captain Crash," Cliff Harris went undrafted in 1970 out of tiny Ouachita Baptist in Arkansas, but he eventually found the starting lineup as a rookie and went on to start nine consecutive years. He was named to six Pro Bowls and four All-NFL teams, and he was a member of two Super Bowl winning teams. Harris was at his best in the postseason, finishing his career with six interceptions in 21 playoff games. Harris was a member of the 1970s NFL all-decade team. Harris was inducted into the Ring of Honor at halftime of the Cowboys-N.Y. Giants game on Oct. 10, 2004.



★ **BOB HAYES** ★  
Wide Receiver, 1965-74

Bob Hayes led the Cowboys in receptions three times and accumulated 365 receptions for 7,295 receiving yards during his 10-year career. His 71 career touchdown receptions remains the Cowboys club record. Hayes also registered remarkable career numbers for average yards-per-catch (20.0) and average yards-per-punt return (11.1). He was a three-time Pro Bowl selection and four-time All-Pro. One of the greatest sprinters in the history of track and field, Hayes joined the Cowboys with the title of "World's Fastest Human" after winning the Olympic gold medal in the 100 meters in Tokyo in 1964. Hayes was inducted into the Ring of Honor at halftime of the Cowboys against San Diego on Sept 23, 2001. Hayes was elected to the Pro Football Hall of Fame in 2009.




★ **CHUCK HOWLEY** ★  
Linebacker, 1961-73

When Chuck Howley retired in 1973, Tom Landry said "I don't know that I've seen anybody better at linebacker than Howley." A six-time All-Pro, Howley was the most valuable player in Super Bowl V. The Cowboys traded for Howley, who was drafted by Chicago in 1958. He was an All-America center at West Virginia. A six-time Pro Bowl selection, Howley was inducted into the Ring of Honor at halftime of the Cowboys against Detroit, Oct. 30, 1977.



★ **MICHAEL IRVIN** ★  
Wide Receiver, 1988-99

Michael "The Playmaker" Irvin helped lead the Dallas Cowboys to six division titles and three Super Bowl rings before a spinal injury cut his playing career short. Irvin was the team's top receiver for eight consecutive seasons and retired as the Cowboys all-time leader in receptions (750), receiving yards (11,904), playoff receptions (87) and playoff receiving yards (1,315). As a five-time Pro Bowl selection, between 1991-98, Irvin has two more appearances than any other receiver in club history. Irvin was inducted into the Ring of Honor with Emmitt Smith and Troy Aikman on Monday Sept. 19, 2005 at halftime of the Cowboys-Redskins game. Irvin was elected to the Pro Football Hall of Fame in 2007.



★ **LEE ROY JORDAN** ★  
Linebacker, 1963-76

The inspirational leader of the Cowboys first championship teams was Lee Roy Jordan. The Cowboys first-round draft choice in 1963 following an All-America career at Alabama, Jordan anchored the "Doomsday Defense" from his middle linebacker position for 14 years. He was named to the Pro Bowl five times and All-Pro twice. Jordan was inducted into the Ring of Honor at halftime of the Cowboys against Arizona on Oct. 29, 1989.

★ **TOM LANDRY** ★  
Head Coach, 1960-88

The first head coach of the Cowboys, Tom Landry led Dallas to two Super Bowl wins and five NFC titles in his 29 years at the Cowboys helm. He compiled a career record of 270-178-6, the third most wins in NFL history, and was elected to the Pro Football Hall of Fame in 1990. Landry was inducted into the Ring of Honor at halftime of the Cowboys against N.Y. Giants on Nov. 7, 1993.



★ **BOB LILLY** ★  
Defensive Tackle, 1961-74

Nicknamed "Mr. Cowboy," Bob Lilly was the franchise's first draft choice in 1961, the first name in the Ring of Honor in 1975 and its first inductee into the Pro Football Hall of Fame in 1980. A seven-time All-Pro, Lilly was named to a club-record 11 Pro Bowls. He was a two-time All-SWC pick and an All-America at Texas Christian University before being drafted by Dallas. Lilly was inducted into the Ring of Honor at halftime of the Cowboys against Philadelphia on Nov. 23, 1975.





★ **DON MEREDITH** ★  
Quarterback, 1960-68

Don Meredith led the Cowboys to their first winning season and their first NFL Championship Game in 1966. Signed by Clint Murchison, Jr. before Dallas was granted its NFL franchise, "Dandy Don" played in two Pro Bowls and was named NFL Player of the Year in 1966. A two-time All-America at SMU, Meredith was inducted into the Ring of Honor at halftime of the Cowboys against N.Y. Giants on Nov. 7, 1976.

★ **DREW PEARSON** ★  
Wide Receiver, 1973-1983

In 11 seasons with the Dallas Cowboys, Drew Pearson rose from unknown to legend. A former undrafted free agent, Pearson was named to the All-Decade Team of the 1970s as he earned a niche as one of the top clutch receivers in football history. He led the team in receptions and receiving yards four consecutive seasons (1974-77) and recorded two 1,000-yard campaigns. He has a resume filled with memorable game-winning catches. In 1980 he became the all-time leading receiver in receptions, and in 1983, he took the top spot for receiving yards. He is littered through team and league postseason record books, including a catch in a club-record 22 consecutive playoff games. He was a key member of the 1977 Super Bowl XII Championship squad. Inducted during halftime of the Cowboys-Seahawks game on Nov. 6, 2011.



★ **DON PERKINS** ★  
Running Back, 1961-68

Don Perkins was the first Cowboys player to rush for more than 6,000 yards. A six-time Pro Bowl selection, Perkins finished among the top 10 NFL rushers in each of his eight seasons. He was named NFL Rookie of the Year in 1961 and All-NFL in 1962. Perkins was signed before Dallas was granted its NFL franchise. A three-time All-Skyline pick at New Mexico, Perkins was inducted into the Ring of Honor at halftime of the Cowboys against N.Y. Giants on Nov. 7, 1976.



★ **MEL RENFRO** ★  
Defensive Back, 1964-77

Mel Renfro was named to the Pro Bowl his first 10 seasons in the NFL. He is the club's all-time interceptor with 52 and kickoff returner with a 26.4-yard career average. Renfro was drafted in the second round in 1964 after a career as an All-America halfback and world class sprinter at Oregon. A five-time All-Pro, Renfro was inducted into the Ring of Honor at halftime of the Cowboys against Miami, Oct. 25, 1981. In 1996 Renfro was elected to the Pro Football Hall of Fame.





★ **TEX SCHRAMM** ★  
President and General Manager, 1960-1989

Texas Earnest Schramm Jr., served 29 seasons as president and general manager of the Cowboys, turning a 1960 expansion team into one of the most successful franchises in NFL history. Under Schramm, the team reached five Super Bowls, winning two, made 18 playoff appearances and compiled an NFL-record 20 consecutive winning seasons. Schramm was instrumental in creating the

Dallas Cowboys Cheerleaders, developing the Cowboys Ring of Honor and bringing an annual Cowboys Thanksgiving Day game to the nation. Schramm, as chairman of the NFL Competition Committee from 1966 to 1988, was a driving force behind the development of instant replay, giving the head referee a microphone for penalty announcements and developing the wild-card playoff system. One of Schramm's most significant accomplishments was coordinating the merger of the NFL and the American Football League in 1966. He was inducted into the Pro Football Hall of Fame in 1991. Schramm was inducted into the Ring of Honor at halftime of the Cowboys game against Philadelphia on Oct. 12, 2003.

★ **EMMITT SMITH** ★  
Running Back, 1990-2002

Emmitt Smith retired as the NFL's all-time rushing leader with 18,355 yards and scored more rushing touchdowns (164) than any other player in NFL history. Smith was selected to the Pro Bowl eight times, won four NFL rushing titles ('91, '92, '93 and '95), three Super Bowl titles, and a league (1993) and Super Bowl (XXVII) MVP award. Smith broke Walter Payton's NFL rushing record at Texas Stadium on Oct. 27, 2002 on an 11-yard run in the fourth quarter against the Seattle Seahawks. Smith was inducted into the Ring of Honor with Troy Aikman and Michael Irvin on Monday Sept. 19, 2005 at halftime of the Cowboys-Redskins game. Smith was elected to the Pro Football Hall of Fame in 2010.



★ **ROGER STAUBACH** ★  
Quarterback, 1969-79

Roger Staubach led the Cowboys to six NFC Championship Games, four Super Bowls and two Super Bowl titles. A great clutch performer, Staubach led Dallas to comeback victories 23 times, 14 in the last two minutes or overtime. A five-time Pro Bowler, he was drafted by Dallas in 1964 after winning the Heisman Trophy and Maxwell Award at the Naval Academy. Staubach was inducted into the Ring of Honor at halftime of the Cowboys against Tampa Bay, Oct. 9, 1983. Roger was elected to the Pro Football Hall of Fame in 1985.



★ **RANDY WHITE** ★  
Defensive Tackle, 1975-88

A nine-time Pro Bowler during his 14 years with Dallas, Randy White established a club-record with eight straight All-Pro selections. White was co-MVP (with teammate Harvey Martin) in the Cowboys Super Bowl XII victory over Denver. A consensus All-America defensive end for Maryland in 1974, White won both the Outland Trophy and the Vince Lombardi Awards. White was inducted into the Ring of Honor at halftime of the Cowboys against Arizona on Oct. 9, 1994. Randy was also elected to the Pro Football Hall of Fame in 1994.







## ★ RAYFIELD WRIGHT ★ Tackle, 1967-79

Rayfield Wright is the only offensive lineman in the Ring of Honor. A seventh-round draft choice, Wright made the conversion from tight end to tackle and became the Cowboys most decorated offensive lineman of the 1970s. During his 13-year career, the "Big Cat" was selected to the Pro Bowl six times, named All-Pro on four occasions and was on two Super Bowl-winning teams in the 1970s. He was the leader of Dallas offensive line units that produced the club's first five 1,000-yard individual rushing seasons. Wright was inducted into the Ring of Honor at halftime of the Cowboys-N.Y. Giants game on Oct. 10, 2004. Wright was elected to the Pro Football Hall of Fame in 2006.

# Historical Highlights

## 1960

**LANDRY HIRED** – Clint Murchison, Jr., and Bedford Wynne sign N.Y. Giants defensive assistant Tom Landry to a personal services contract on Dec. 27, 1959, with the intention of naming him head coach once they are awarded an expansion franchise by the NFL.

**NFL FRANCHISE** – Clint Murchison, Jr., and Bedford Wynne were awarded an expansion franchise in the NFL at the annual league meeting in Miami Beach, Fla. The Cowboys were to play as a "swing" team, playing every other team one time during the first season, although listed in the Western Conference standings (January 28).

**COWBOYS STOCKED** – A player pool was set up in the league meeting in Los Angeles, with each of 12 NFL teams freezing 25 names on its roster and the Cowboys allowed to pick three from each team for a total of 36 veterans. Dallas, once given the list, had to select its 36 players within 24 hours (March 13).

**TRAINING STARTS** – Rookies report to first Cowboys camp at Pacific University in Forest Grove, Oregon (July 9).

**FIRST PRE-SEASON GAME** – The Cowboys, less than six months in existence, get their first test and drop a 16-10 preseason game to San Francisco in Seattle (August 6).

**FIRST HOME GAME** – In their Dallas debut, in the Salesmanship Club preseason game, the Cowboys led the world champion Baltimore Colts into the final minute before a 62-yard pass from Johnny Unitas to Lenny Moore gave the Colts a 14-10 victory (August 19).

**FIRST VICTORY** – In a preseason game at Louisville, KY, the Cowboys beat the New York's Giants, 14-3, with Frank Clarke catching touchdown passes for 73 yards (Eddie LeBaron) and 74 yards (Don Meredith) (August 27).

**FIRST LEAGUE GAME** – In their first league game, Dallas fell to Pittsburgh, 35-28, with Bobby Layne leading a fourth-period Steelers rally (Sept. 24, Saturday night).

**STREAK SNAPPED** – Dallas snaps a 10-game loss streak by tying New York, 31-31, at Yankee Stadium (Dec. 4).

## 1961

**TRAINING STARTS** – Rookies launch training at new campsite – St. Olaf College in Northfield, Minn. (July 9).

**FIRST LEAGUE WIN** – Scoring 10 points in the final 56 seconds, the Cowboys score their first NFL victory, 27-24, over Pittsburgh in the '61 league opener in the Cotton Bowl. Allen Green's 27-yard field goal on the game's final play won it before 23,500 spectators (Sept. 17).

## 1962

**TRAINING STARTS** – Team begins training at new campsite – Northern Michigan College in Marquette, Mich. (July 13).

**PENALTY HISTORY** – For the first time in anyone's memory in an NFL game, points were awarded for a penalty. The Cowboys were holding in the end zone on a 99-yd. TD pass from LeBaron to Clarke, and Pittsburgh was awarded a safety. The Steelers eventually won, 30-28 (Sept. 23).

**100-YARD FIRSTS** – Cowboys Amos Marsh returned a kickoff 101 yards and Mike Gaechter returned a pass interception 100 yards, both plays for fourth-quarter TDs in a 41-19 win over Philadelphia in Dallas. It was the first time in NFL history that two 100-yard runs had been made in the same game, much less by the same team in the same quarter (Oct. 14).

## 1963

**SHIFT TO KANSAS CITY** – The rival Dallas Texans of the AFL announce they are moving the franchise to Kansas City (Feb. 8).

**CALIFORNIA TRAINING SITE** – The Cowboys open training at California Lutheran College in Thousand Oaks, Calif. (July 12).

**HOWTON SETS RECORD** – Bill Howton broke Don Hutson's all-time receiving mark with a 14-yard catch at Washington. Hutson's record was 7,991 yards and the catch gave Howton an even 8,000 yards (Sept. 29).

## 1964

**LANDRY CONTRACT** – With one year to go on his original contract, Tom Landry is signed to a 10-year extension, in effect giving him an 11-year pact, possibly the longest in major pro sports history (Feb. 5).

## 1965

**FIRST SELLOUT** – An overflow crowd of 76,251 jams the Cotton Bowl for the Cleveland game, notching the team's first home sellout. Cleveland won, 24-17 (Nov. 21).

## 1966

**PLAYOFF BOWL** – After defeating New York, 38-20, in the season finale (and winning five of their last seven games) to get into the Playoff Bowl at Miami, the Cowboys fall to Baltimore, 35-3 (Jan. 15).

**MERGER** – Peace comes to pro football with Cowboys General Manager Tex Schramm completing two months of negotiations with AFL's Lamar Hunt, merging the two leagues under the NFL banner (June 8).

**SCHRAMM ELEVATED** – Texas E. Schramm, Vice-President and General Manager of the Cowboys from the beginning, was named President of the club by Owner Clint Murchison, Jr., who retained the title of Chairman of the Board.

**NEELY CASE SOLVED** – Dallas and Houston reached agreement in the Ralph Neely case. Neely remained with Dallas with Houston receiving the Cowboys Nos. 1, 2 and two fifth round picks in the 1967 draft (Nov. 17).

**THE CHAMPIONSHIP** – The Cowboys won their first championship, capturing the Eastern Conference title with a 10-3-1 record, but lost the NFL Championship Game to Green Bay, 34-27.

## 1967

**TEXAS STADIUM** – On Dec. 23, Owner Clint Murchison, Jr. formally announced plans to build Texas Stadium in suburban Irving. The stadium, to be financed through a bond-option plan, would be ready for the 1970 season. The stadium would seat a minimum of 58,000.

**SECOND CHAMPIONSHIP** – Under the NFL's new format, the Cowboys easily won the Capitol Division and defeated Cleveland, Century Division winner, 52-14, in the Cotton Bowl for the Eastern conference championship. However, on Dec. 31 in Green Bay, the Cowboys lost their second bid for an NFL title, falling to the Packers, 21-17, in the 13 degree below weather.

## 1968

**WIN CAPITOL** – For the second straight year the Cowboys won the Capitol Division, but for the first time in three years the Cowboys did not win the Eastern Championship, being upset at Cleveland, 31-20, on Dec. 21. Dallas won the Runner-Up Bowl over Minnesota, 17-13.

## 1969

**TEXAS STADIUM** – Ground was broken for Texas Stadium in suburban Irving on January 25, and on June 29 Bert Rose was named general manager of the stadium.

**ORIGINALS RETIRE** – An era ended for the Cowboys in July. On July 5th at a press conference in Dallas, quarterback Don Meredith, the last of the original Cowboys, announced his retirement. Then, on July 18th, the day the veterans were to report to training camp, all-time rushing great Don Perkins officially retired.

**REPEAT CAPITOL WINS** – Once again the Cowboys rolled to the Capitol Division Championship with an 11-2-1 season. However, the Cowboys failed to win the Eastern Championship when on Dec. 28, the Cowboys lost to Cleveland, 38-14, in the Cotton Bowl.



## 1970

**FIVE STRAIGHT PLAYOFFS** – The Cowboys won their last five games to finish 10-4, claim the Eastern Division championship and make the playoffs for the fifth year in a row. They defeated Detroit, 5-0, in the opening round to get a shot at the National Conference championship.

**FIRST NFC TITLE** – The Cowboys captured the biggest prize of their 11-year history on Jan. 3, 1971 when they downed San Francisco, 17-10, for the NFC crown. A 16-13 loss to Baltimore in the Super Bowl Jan. 17 left Dallas with one major goal still unrealized.

## 1971

**TEXAS STADIUM** – The Cowboys opened a new era in their sparkling Irving, Tex., home with a 44-21 victory over the New England Patriots on Oct. 24. Duane Thomas scored the first touchdown in the new stadium, a 56-yard run just two minutes and 16 seconds after the opening kickoff. Attendance was 65,708.

**SIX STRAIGHT PLAYOFFS** – The Cowboys won their last seven games to finish 11-3, claim the Eastern Division championship and make the playoffs for the sixth year in a row. They defeated Minnesota, 20-12, in the opening round.

**SECOND NFC TITLE** – For the second consecutive year, the Cowboys met the San Francisco 49ers in the National Conference showdown. This time Dallas won 14-3, to qualify for its second straight Super Bowl.

**FIRST WORLD CHAMPIONSHIP** – The Cowboys downed the Miami Dolphins, 24-3, to win Super Bowl VI in New Orleans on Jan. 16. It was the 10th victory in a row for Dallas as Roger Staubach passed for two touchdowns and was named the game's Most Valuable Player.

## 1972

**FIRST 1,000-YARD BACK** – Calvin Hill became the first Dallas player to rush for 1,000 yards when he gained 111 on Dec. 9 against the Washington Redskins in Texas Stadium. Hill wound up with 1,036 yards for the season on a record 245 carries.

**SEVEN STRAIGHT PLAYOFFS** – The Cowboys qualified for the NFL playoffs a record seventh consecutive year, their 10-4 record earning them the National Conference Wild Card berth. Roger Staubach passed for two touchdowns in the last 1:30 to give the Cowboys a 30-28 victory at San Francisco in the first round. Then, at Washington on New Year's Eve, Dallas was foiled in its bid for a third straight NFL title with the Redskins win, 16-3.

## 1973

**100 VICTORIES** – The Cowboys and Coach Tom Landry recorded their 100th victory with a 40-3 Texas Stadium win over the New Orleans Saints on Sept. 24. Landry ended the season with a career mark of 108-80-6 to rank ninth on the list of the NFL's all-time winningest coaches.

**EIGHT STRAIGHT PLAYOFFS** – The Cowboys regained the NFC Eastern Division title with a 10-4 record and broke their own NFL record by reaching the playoffs for the eighth year in a row. Dallas defeated the Western Division champion Los Angeles Rams in the first round, 27-16, but fell to Central Division winner Minnesota in the NFC Championship Game, 27-10.

## 1974

**FIRST TOP DRAFT CHOICE** – For the first time in their history, the Cowboys had the very first choice in the NFL Draft. The No. 1 pick came to Dallas from Houston in exchange for Tody Smith and Billy Parks. The Cowboys selected Ed "Too Tall" Jones, a 6-9, 260-pound defensive end from Tennessee State.

**PLAYOFFS MISSED** – The record breaking string of eight straight years in the NFL playoffs was broken when the club's 8-6 record failed to qualify.

## 1975

**LILLY HONORED** – "Mr. Cowboy" was honored on Bob Lilly Day at Texas Stadium at halftime of the Philadelphia game on Nov. 23. It was first such recognition ever given to a Dallas player. Lilly never missed a game in 14 years with the Cowboys, earning All-Pro honors seven times at defensive tackle before retiring prior to the '75 season.

**TEN STRAIGHT WINNING SEASONS** – The Cowboys 10-4 record earned them the NFC Wild Card berth in the playoffs. The composite record over 10 straight winning seasons was 101-37-2.

**THIRD NFC TITLE** – After shocking Minnesota in the first round, 17-14, on Roger Staubach's 50-yard "Hail Mary" pass to Drew Pearson, the Cowboys traveled to Los Angeles for the NFC showdown. Staubach threw four touchdown passes, three to Preston Pearson, and Dallas won, 37-7. Pittsburgh won Super Bowl X on Jan. 18 in Miami, 21-17.

## 1976

**MEREDITH, PERKINS HONORED** – Former Cowboys greats Don Meredith and Don Perkins joined Bob Lilly in the Ring of Honor at Texas Stadium during halftime ceremonies at the New York Giants game on Nov. 7.

**ELEVEN STRAIGHT WINNING SEASONS** – The Cowboys won the NFC Eastern Division title with their 11-3 record, giving them their 11th straight winning season and 10th playoff berth in that period. A 14-12 first round loss to Los Angeles – the first time Dallas had lost in the first round under the current playoff setup – ended the season.

## 1977

**HOWLEY HONORED** – Former All-Pro linebacker Chuck Howley, a Cowboy from 1961 through 1973, became the fourth member of the Ring of Honor. Howley was honored during ceremonies at halftime of the Detroit Lions game on Oct. 30.

**TWELVE STRAIGHT WINNING SEASONS** – Getting off to an 8-0 start, their best ever, the Cowboys rolled to a 12-2 record, the championship of the NFC East, and their 12th consecutive winning season. They opened their 11th visit to the playoffs in those 12 years with a 37-7 first-round victory over the Chicago Bears at Texas Stadium.

**FOURTH NFC TITLE** – Dallas crushed the Minnesota Vikings at Texas Stadium, 23-6, for National Conference crown No. 4 and the right to meet the Denver Broncos in Super Bowl XII.

**SECOND WORLD CHAMPIONSHIP** – The Cowboys stopped the Denver Broncos, 27-10, to win Super Bowl XII in New Orleans on Jan. 15, 1978. In the process, Dallas tied Minnesota for most Super Bowl appearances (four) and Green Bay, Miami and Pittsburgh for most Super Bowl victories (two). Defensive linemen Harvey Martin and Randy White were named co-MVPs in the game.

## 1978

**THIRTEEN STRAIGHT WINNING SEASONS** – After a mediocre 6-4 start, the Cowboys won six straight games to finish the expanded regular season with a 12-4 record and their 10th division crown. It marked the Cowboys 13th consecutive winning season and 12th trip to the playoffs in that span. Dallas rallied to beat Atlanta 27-20 in a divisional playoff at Texas Stadium, sending the Cowboys to their seventh NFC championship game in the past nine years.

**FIFTH NFC TITLE** – Dallas shut out the Rams in Los Angeles 28-0 in the National Conference title game to advance to the Super Bowl a record fifth time, including three of the last four. In the first Super Bowl rematch, Pittsburgh edged the Cowboys 35-31 for the NFL championship on Jan. 21 in Miami's Orange Bowl.

## 1979

**TWENTIETH ANNIVERSARY** – The Cowboys celebrated their 20th anniversary season at halftime of the St. Louis Cardinals game at Texas Stadium on Oct. 21. Star players from each of those 20 seasons plus Coach Tom Landry were introduced during the halftime ceremonies.

**FOURTH STRAIGHT NFC EAST TITLE** – The Cowboys won their final three regular season games to finish with an 11-5 record, their 11th division championship, including the past four NFC East titles, and 14th consecutive winning season. The Cowboys made their 13th trip to the playoffs in those 14 years, but were eliminated by Los Angeles 21-19 in a divisional playoff at Texas Stadium.

## 1980

**STAUBACH RETIRES** – At a press conference at Texas Stadium on March 31, quarterback Roger Staubach announced his retirement after 11 record-breaking years with the Cowboys. Staubach held all major Cowboys passing records and was the all-time leading NFL passer.

**LILLY ENTERS HALL OF FAME** – Bob Lilly, a seven-time All-Pro defensive tackle in his 14-year career with the Cowboys from 1961-74, became the first Cowboys player to be inducted into the Pro Football Hall of Fame. Enshrined along with Lilly on Aug. 2 at Canton, Ohio, were Herb Adderley, who played for the Cowboys from 1970-71, Jim Otto and Deacon Jones.

**FIFTEEN STRAIGHT WINNING SEASONS** – Behind new starting quarterback Danny White, the Cowboys rolled to their 15th consecutive winning season with a surprising 12-4 record, tied for best in the league with Philadelphia and Atlanta. The Cowboys lost the NFC East title to Philadelphia on a tie-breaker, but entered the play-



offs for the 14th time in 15 years, this time as a wild card team. The Cowboys beat Los Angeles 34-13 at Texas Stadium in the NFC Wild Card Game and rallied past the Falcons at Atlanta 30-27 to advance to the NFC Championship Game at Philadelphia. But the Cowboys lost 20-7 in their bid for a sixth Super Bowl appearance.

**LANDRY'S 200TH VICTORY** – Tom Landry joined George Halas and Curly Lambeau as the only coaches with 200 NFL victories when the Cowboys beat Los Angeles 34-13 on Dec. 28 at Texas Stadium in the NFC Wild Card Game, raising Landry's record to 200-119-6, counting regular season and playoff games.

## 1981

**RENFRO HONORED** – Former All-Pro defensive back Mel Renfro, the Cowboys all-time leading pass interceptor, became the fifth member of the Cowboys Ring of Honor. Renfro, who played for Dallas from 1964 through 1977, was honored during halftime ceremonies of the Cowboys-Miami Dolphins game at Texas Stadium on Oct. 25.

**TWELFTH DIVISION CHAMPIONSHIP** – The Cowboys regained the NFC Eastern Division Championship, their 12th division title since 1966, with a 12-4 record and tied Oakland's NFL mark of 16 consecutive winning seasons. Entering the playoffs for the 15th time in that span, the Cowboys advanced to the NFC Championship Game for the ninth time in 12 years by routing Tampa Bay 38-0 at Texas Stadium. But for the second year in a row Dallas lost the conference title game. San Francisco scored a last-minute touchdown at Candlestick Park to edge the Cowboys 28-27 for a berth in Super Bowl XVI.

## 1982

**200TH REGULAR-SEASON VICTORY** – The Cowboys beat Washington 24-10 at RFK Stadium on Dec. 5 for the club's and Coach Tom Landry's 200th regular season victory.

**SEVENTEEN STRAIGHT WINNING SEASONS** – The Cowboys finished the strike-shortened regular season 6-3 to establish an NFL record of 17 consecutive winning seasons. Entering the playoffs for a record-tying eighth straight year and for the 16th time in 17 years, the Cowboys beat Tampa Bay 30-17 and Green Bay 37-26, both at Texas Stadium, to advance to the NFC Championship Game for the third year in a row. But again the Cowboys come up short, losing 31-17 at Washington.

## 1983

**STAUBACH HONORED** – Former quarterback Roger Staubach, who led the Cowboys to four Super Bowls, became the sixth member of the Ring of Honor during halftime ceremonies of the Cowboys-Tampa Bay game on Oct. 9.

**NEW HEADQUARTERS** – Ground was broken on Nov. 29 for the Cowboys new headquarters and training facility at The Valley Ranch in northwest Dallas County.

**EIGHTEEN STRAIGHT WINNING SEASONS** – The Cowboys extended their NFL record to 18 consecutive winning seasons with a 12-4 finish. The club also set a league record with its ninth straight playoff appearance, qualifying as a wild card entry. The L.A. Rams eliminated Dallas from the playoffs, however, with a 24-17 upset victory at Texas Stadium in the NFC Wild Card Game on Dec. 26.

## 1984

**SILVER SEASON** – The Cowboys kicked off their 25th anniversary with a news conference at Texas Stadium on Jan. 27. President Tex Schramm announced the Cowboys would celebrate their 25th anniversary during 1984 under the theme "Silver Season."

**OWNERSHIP CHANGES HANDS** – The sale of the Cowboys from the Murchison family to an 11-member limited partnership headed by Dallas businessman H.R. "Bum" Bright was approved by NFL owners on March 19 at the league's annual meeting in Honolulu. The sale was completed on May 18.

**NINETEEN STRAIGHT WINNING SEASONS** – The Cowboys defeated the Eagles 26-10 in Philadelphia to extend their NFL record to 19 consecutive winning seasons. The Cowboys finished 9-7 and missed the playoffs for the first time in 10 years and only the second time in 19 years.

## 1985

**STAUBACH ENTERS HALL OF FAME** – Roger Staubach, the master of the comeback victory during his 11-year career as a Cowboys quarterback, was inducted into the Pro Football Hall of Fame in his first year of eligibility. Enshrined with Staubach on Aug. 3 at Canton, Ohio, were Pete Rozelle, Joe Namath, O.J. Simpson and Frank Gatski. Staubach joined Bob Lilly as the only players who spent their entire career with the Cowboys to be elected to the Hall of Fame.

**TEXAS STADIUM IMPROVEMENTS** – Texas Stadium unveiled a new look when the Cowboys opened their pre-season schedule against Green Bay on Aug. 10. The stadium became the first to have two DiamondVision color scoreboards, and the addition of 118 Crown Suites gave Texas Stadium more private suites, 296, than any stadium in the nation.

**COWBOYS RANCH OPENS** – Cowboys players and coaches reported on Aug. 27 to the team's new headquarters and training facility at Cowboys Center in Valley Ranch.

**DORSETT PASSES 10,000 YARDS** – On a 19-yard sweep around left end, Tony Dorsett, became the sixth player in NFL history to rush for 10,000 yards. Dorsett's feat highlighted a 27-13 victory over Pittsburgh at Texas Stadium on Oct. 13.

**THIRTEENTH DIVISION CHAMPIONSHIP** – The Cowboys edged the New York Giants 28-21 on Dec. 15 at Texas Stadium to capture the NFC Eastern Division championship for the first time since 1981. Picked in most season previews to finish third or fourth in the division, the Cowboys rallied for their NFL record 20th consecutive winning season, a 13th division title in 20 years and a playoff berth for the 18th time in that span. But in their NFL record 36th playoff game appearance, the Cowboys fell 20-0 to the Los Angeles Rams in Anaheim Stadium on Jan. 4.

## 1986

**COWBOYS GO TO LONDON** – The Cowboys began preparations for their first trip to a foreign country when the NFL announced on March 12 that the Cowboys would play the Super Bowl champion Chicago Bears in a pre-season game at London's Wembley Stadium on Aug. 3.

**100TH WIN AT TEXAS STADIUM** – Dallas defeated St. Louis 37-6 for the club's 100th victory at Texas Stadium. Since the facility opened in 1971 the Cowboys have compiled a 100-25 (.800) record.

**STREAK BROKEN** – The Cowboys streak of 20 consecutive winning seasons from 1966 through 1985, third longest in professional sports history, came to an end when the club finished with a 7-9 record after losing seven of its last eight games. Only baseball's New York Yankees (39 straight winning seasons, 1926-64) and hockey's Montreal Canadiens (32 from 1951-52 through 1982-83) surpassed the Cowboys accomplishments.

## 1987

**FOUNDER DIES** – Cowboys founder Clint Murchison, Jr., died March 30 after a long illness. Murchison, 63, who owned the club until 1984, acquired the expansion Dallas franchise in the NFL in 1960. He hired Tex Schramm as general manager, gave Tom Landry a 10-year contract when his coaching career was in doubt in 1964 and was instrumental in the building of Texas Stadium.

**DORSETT GETS 12,000 YARDS** – Tony Dorsett became the fourth rusher in NFL history to gain more than 12,000 yards when he registered 52 yards against the Rams on Dec. 21 for a career total of 12,036. The only runners ahead of Dorsett were Walter Payton, Jim Brown and Franco Harris.

## 1988

**LANDRY TIES LAMBEAU** – Dallas opened the 1988 season against Pittsburgh on Sept. 12 and Tom Landry tied an NFL record held by Curly Lambeau by coaching in his 29th consecutive season with the same team. Lambeau led the Green Bay Packers from 1921-49.

## 1989

**JONES ACQUIRES COWBOYS, NAMES JOHNSON COACH** – Jerry Jones reached an agreement to purchase the Cowboys from Bum Bright on Feb. 25 and announced that University of Miami Coach Jimmy Johnson would replace Tom Landry.

**SALE APPROVED, SCHRAMM RESIGNS** – The sale of the Cowboys to Jerry Jones was unanimously approved by NFL owners on April 18 at a special meeting in New York. At the same meeting, Tex Schramm was named president of the new World League of American Football. He announced his resignation as president and general manager of the Cowboys after 29 years with the club.

**AIKMAN SIGNED** – The Cowboys, holding the No. 1 pick in the NFL Draft for only the second time in their history, announced the signing of quarterback Troy Aikman to a six-year contract on April 20.

**WALKER TRADED** – Herschel Walker is traded to Minnesota on Oct. 12 for five players, six conditional draft choices and a 1992 first round draft choice. Among the players who actually came to Dallas as a result of the trade include Emmitt Smith, Russell Maryland, Kevin Smith and Darren Woodson.

**JORDAN HONORED** – Former All-Pro linebacker Lee Roy Jordan, a Cowboy from 1963-76, became the seventh member of the Ring of Honor. Jordan was honored during ceremonies at halftime of the Phoenix Cardinals game on Oct. 29.



## 1990

**AUSTIN TRAINING CAMP** – Beginning on July 18, nearly 100,000 fans visit the Cowboys first ever in-state training camp at St. Edward's University in Austin, Tex.

**LANDRY ENTERS HALL OF FAME** – Tom Landry, who led the Cowboys to five Super Bowls and 20 consecutive winning seasons as the Cowboys head coach from 1960-88, was inducted into the Pro Football Hall of Fame in his first year of eligibility. Enshrined on Aug. 4 at Canton, Ohio, Landry joined former Dallas players Bob Lilly and Roger Staubach as the only Hall of Fame members who built their achievements with the Cowboys.

**SMITH ROOKIE OF THE YEAR, JOHNSON COACH OF THE YEAR** – Following a dramatic turn-around season where the team posted a 7-9 record and missed the playoffs by one game, Jimmy Johnson was named the NFL Coach of the Year by the Associated Press. Running back Emmitt Smith, who led all NFL rookie running backs in rushing yardage and touchdowns, was named the A.P.'s NFC Offensive Rookie of the Year.

## 1991

**RECORD DRAFT HAUL INCLUDES MARYLAND AS NO. 1 OVERALL PICK** – After a pre-draft trade with the New England Patriots, the Cowboys used the No. 1 overall selection in the NFL Draft for only the third time in franchise history. Dallas chose Outland Trophy winner Russell Maryland (DT) with the top pick. The Cowboys went on to acquire 16 more choices, setting a club record for most selections in a 12-round draft with 17 overall.

**SCHRAMM ENTERS HALL OF FAME** – One of the NFL's true innovators, and the guiding force behind the development of America's Team, Tex Schramm was inducted into the Pro Football Hall of Fame on July 27, 1991. Schramm, who served as the President and General Manager of the Dallas Cowboys from the team's inception in 1960 until his retirement in 1989, joined Staubach, Lilly and Landry with his enshrinement in Canton, Ohio.

**RETURN TO THE PLAYOFFS** – After winning the final five games of the season, Dallas finished with an 11-5 record – the team's best mark since the 1983 season. The initial spark to the winning streak was a 24-21 win over the eventual World Champion Washington Redskins on Nov. 24. The win, at Washington's RFK Stadium, ended the Redskins' bid for a perfect regular season after 11 straight wins. Dallas finished second in the NFC East and qualified as the NFC's No. 2 Wild Card Playoff entry, marking the club's first postseason trip since 1985. Dallas traveled to Chicago and defeated the Bears 17-13 in the opening round Wild Card Game before dropping a 38-6 decision at Detroit the following week.

**SMITH AND IRVIN LEAD NFL** – Emmitt Smith and Michael Irvin became the first two players from the same team to lead the NFL in rushing yardage and receiving yardage in the same season. Smith had 1,563 yards rushing, while Irvin set single-season club records for receptions (93) and receiving yardage (1,523). Both players were named to the NFC Pro Bowl squad along with tight end Jay Novacek and quarterback Troy Aikman. The Cowboys sent four offensive players to the Pro Bowl for the first time since 1979, and Irvin was named the MVP of the Pro Bowl Game.

## 1992

**JONES NAMED TO COMPETITION COMMITTEE** – On May 1, Jerry Jones, was appointed to the NFL's Competition Committee by Commissioner Paul Tagliabue. Jones became the first owner to serve on the prestigious committee since the death of Cincinnati's Paul Brown.

**FOURTEENTH DIVISION CHAMPIONSHIP** – Before a national television audience on ABC's Monday Night Football, the Cowboys defeated the Atlanta Falcons (41-17) at the Georgia Dome to claim the NFC Eastern Division Championship. The victory marked the Cowboys first divisional title since 1985.

**RECORD NUMBER OF OFFENSIVE PRO BOWL SELECTIONS** – Six players from the Cowboys offense were selected to play in the Pro Bowl: RB Emmitt Smith, TE Jay Novacek, QB Troy Aikman, WR Michael Irvin, G Nate Newton and C Mark Stepnoski. The six players establish a Dallas Cowboys record for most offensive players selected to the Pro Bowl.

**CLUB RECORD FOR VICTORIES/SMITH EARNS SECOND RUSHING TITLE** – On Dec. 27, Dallas defeated Chicago by a 17-14 score at Texas Stadium. The victory was the 13th of the year for Dallas, establishing a new club record for victories in a season. Emmitt Smith finished the season with 1,713 rushing yards, enabling Smith to become the first player to win back-to-back NFL rushing titles since Eric Dickerson (1983-84).

**ROAD ATTENDANCE RECORD SET** – The Cowboys set a new team record for road attendance by averaging 72,523 fans-per-road game in 1992. The team also played before a sold-out stadium in all 16 regular season games for the first time since the 1981 season.

**SIXTH NFC TITLE** – On January 17, 1993, the Cowboys defeated the San Francisco 49ers by a 30-20 score at Candlestick Park. The victory sends Dallas to Super Bowl XXVII in Pasadena, marking the Cowboys first NFC title, and Super Bowl trip, since 1978.

**THIRD WORLD CHAMPIONSHIP** – While making an NFL record sixth Super Bowl appearance, the Cowboys defeated Buffalo 52-17 in Super Bowl XXVII at the Rose Bowl in Pasadena on Jan. 31, 1993. The victory enabled the Cowboys to become the only franchise in NFL history to win more than one Super Bowl under two different ownerships. The Super Bowl crowd of 98,374 was the largest crowd to ever witness a Dallas Cowboys game. The game was also witnessed by 133.4 million television viewers, making Super Bowl XXVII the most watched event in television history.

## 1993

**WHITE HOUSE VISIT** – The Super Bowl Champion Dallas Cowboys became the first athletic team to visit the White House under the Clinton administration. The Cowboys team visit to the White House was the first in club history. (March 5).

**LANDRY HONORED** – Former Head Coach Tom Landry, who led Dallas to two Super Bowl wins and five NFC titles in his 29 years at the Cowboys helm, became the eighth member of the Ring of Honor during halftime ceremonies of the Cowboys-New York Giants game on Nov. 7.

**RECORD NUMBER OF PRO BOWL SELECTIONS** – An NFC-record 11 Dallas players were selected to the Pro Bowl, including a club-record eight offensive selections (seven Pro Bowl starters).

**FIFTEENTH DIVISION CHAMPIONSHIP** – In the final game of the regular season, the Cowboys defeat the New York Giants 16-13 in overtime at Giants Stadium to claim their 15th division crown and their second consecutive NFC East title (Jan. 2).

**SMITH EARNS THIRD RUSHING TITLE** – Emmitt Smith finishes the season with 1,486 yards to earn his third straight NFL rushing crown. He becomes just the fourth man in NFL history to win three consecutive rushing titles.

**SEVENTH NFC TITLE** – Dallas defeats San Francisco 38-21 in the NFC Championship Game at Texas Stadium. The victory gives the Cowboys an NFL-record seventh conference championship in the first conference title game to be played at Texas Stadium since Jan. 1, 1978 (a 23-6 win over Minnesota).

**FOURTH WORLD CHAMPIONSHIP** – Dallas becomes one of just three NFL teams to win four Super Bowls by defeating Buffalo (30-13) in Super Bowl XXVIII. The game, played at the Georgia Dome in Atlanta, featured two rushing touchdowns by Super Bowl MVP Emmitt Smith. Dallas raised its NFL record number of Super Bowl appearances to seven (one fourth of all the Super Bowl games played).

## 1994

**SWITZER NAMED HEAD COACH** – Barry Switzer is named the new head coach of the Dallas Cowboys – and the third head coach in team history – on March 30. Switzer replaces Jimmy Johnson, who stepped down as the Cowboys head coach the previous day.

**DORSETT AND WHITE ENTER HALL OF FAME** – Tony Dorsett, the Cowboys all-time leading rusher in his 11-year career with the Cowboys from 1977-87, and Randy White, a nine-time Pro Bowl defensive tackle in his 14-year career with the Cowboys from 1975-78, are both inducted into the Pro Football Hall of Fame in their first year of eligibility. They were enshrined on July 30 in Canton, Ohio.

**NFL RECORD CROWD IN MEXICO CITY** – The Cowboys travel to Mexico City to play the Houston Oilers in a preseason game in front of 112,376 fans, the largest crowd to ever witness an NFL game (Aug. 15).

**DORSETT AND WHITE HONORED** – Former All-Pro, running back Tony Dorsett and defensive tackle Randy White, became the ninth and tenth members of the Ring of Honor. They were honored during ceremonies at halftime of the Arizona Cardinals game on Oct. 9.

**SIXTEENTH DIVISION CHAMPIONSHIP** – The Cowboys clinched the NFC Eastern Division Crown in the first week of December with a 31-19 victory over the Eagles in Philadelphia (Dec. 4).

**RECORD NUMBER OF PRO BOWL SELECTIONS – AGAIN** – For the second straight year, the Cowboys send 11 players to the Pro Bowl, tying the NFC record that Dallas established in 1993.

**NFL RECORD FOR TITLE GAME APPEARANCES** – While making an NFL record 13th NFC Championship Game appearance, the Cowboys become the only team in NFL history to advance to at least two championship games in every decade of the team's existence. Dallas fell short of its third straight Super Bowl with a 38-28 loss to the San Francisco 49ers at Candlestick Park on Jan. 15, 1995.

## 1995

**SEVENTEENTH DIVISION CHAMPIONSHIP** – On Dec. 24, Dallas wrapped up its fourth straight NFC Eastern Division title – a feat that no other NFC East team has accomplished other than the Cowboys teams from 1976 to 1979.

**SMITH WINS FOURTH RUSHING CROWN** – Emmitt Smith closes the season with a team-record 1,773 rushing yards and an NFL record 25 touchdowns. Smith led the NFL in rushing for the fourth time in five years, becoming just the fifth player in NFL history to win at least four rushing titles.

**TEN PRO BOWLERS SELECTED** – Ten Cowboys are selected to the NFC Pro Bowl squad. Since 1993, Dallas has earned 32 Pro Bowl selections – the most ever by one team over a three year period of time.

**EIGHTH NFC TITLE** – The Cowboys win an NFL record eighth conference championship game by defeating the Green Bay Packers 38-27 at Texas Stadium on Jan. 14, 1996. The victory marked the Cowboys third NFC title in four years.

**THREE SUPER BOWL TITLES IN FOUR YEARS** – Dallas becomes the first team in NFL history to win three Super Bowls in a four year period by defeating the Pittsburgh Steelers 27-17 in Super Bowl XXX at Sun Devil Stadium in Tempe, AZ. The game, played on Jan. 28, 1996, is witnessed by 138.4 million television viewers,



making Super Bowl XXX the most watched event in television history. The victory enables Dallas to earn its fifth Super Bowl title – joining the San Francisco 49ers as the only NFL franchises to win five Super Bowls. The Cowboys have now appeared in an NFL record eight Super Bowls – three more than any other team.

## 1996

**RENFRO ENTERS HALL OF FAME** – Mel Renfro, a 10-time Pro Bowl selection, becomes the seventh player in club history to gain induction into the Pro Football Hall of Fame. During his 14-year career, Renfro became one of the best to ever play in the secondary, recording 52 career interceptions and a 26.4-yard career kick-off return average – marks that still stand as club records.

**SMITH PASSES 10,000 YARDS** – On a six-yard dash up the middle against Washington on Thanksgiving Day, Emmitt Smith became the 12th player in NFL history to rush for 10,000 yards. Smith's feat highlighted a 21-10 win over the Redskins at Texas Stadium on Nov. 28.

**NINE PRO BOWLERS SELECTED** – A NFL-high nine players are selected to the NFC Pro Bowl squad, the fourth straight year Dallas has led the NFL in Pro Bowl selections. Over the past four seasons, Dallas has sent 41 players to Hawaii, the most ever in the NFL in a four-year period. The next highest total was posted by the 1971-74 Miami Dolphins with 38.

**EIGHTEENTH DIVISION CHAMPIONSHIP** – On Dec. 15, Dallas wrapped up its fifth straight NFC Eastern Division title – a feat never before achieved in the NFC East – and the eighteenth division title in team history with a 12-6 win over New England at Texas Stadium. The Carolina Panthers eliminated the Cowboys from the playoffs in a divisional playoff loss at Carolina.

## 1997

**IRVIN TOPS 10,000 YARDS** – On a 14-yard touchdown reception at Washington on Oct. 13, Michael Irvin became the 14th player in NFL history to record over 10,000 yards receiving.

**PLAYOFF STREAK SNAPPED** – The Cowboys close the 1997 season with a 6-10 record, marking the team's first non-playoff season since 1990.

## 1998

**GAILEY NAMED HEAD COACH** – Jerry Jones named Chan Gailey as the fourth head coach in the history of the Dallas Cowboys franchise on Feb. 12. Gailey, who had previously served as the Pittsburgh Steelers offensive coordinator, replaced Barry Switzer, who resigned from his position on January 9th.

**TRAINING CAMP OPENS IN WICHITA FALLS** – The Cowboys open training camp at Midwestern State University in Wichita Falls, Texas on July 15. Attendance figures for the four-week camp exceed 100,000.

**SANDERS SETS RETURN MARK** – On Sept. 21, Deion Sanders returned a punt 59 yards for a touchdown in the first half at the New York Giants and then took an interception 71 yards for a score in the fourth quarter. It was the first time in club history one player scored two touchdowns on returns of any kind in the same game.

**SMITH BECOMES CLUB'S ALL-TIME RUSHER** – With 163 yards on 29 carries in a 16-6 win over the New York Giants on Nov. 8, Emmitt Smith becomes the Dallas Cowboys all-time leading rusher. Smith's performance pushes him past Tony Dorsett (12,036) and into the Cowboys top spot.

**NINETEENTH DIVISION CHAMPIONSHIP** – After a one-year absence from postseason play, the Cowboys clinch their sixth NFC Eastern Division title in the last seven years with a 13-9 win over Philadelphia at Texas Stadium on Dec. 20. The 1998 division crown is the 19th division championship (15th NFC East title) in the club's 39-year history.

**SMITH BECOMES NFL'S ALL-TIME RUSHING TOUCHDOWN LEADER** – After scoring a first-half touchdown on a one-yard run against the Redskins at Texas Stadium, Emmitt Smith becomes the NFL's all-time leader in rushing touchdowns, moving ahead of Marcus Allen (123). Smith later added a 26-yard TD run to bring his record total to 125 rushing touchdowns by season's end.

**COWBOYS POST 10 WINS AND SWEEP NFC EAST** – The Cowboys closed the year with a 23-7 victory over Washington and a 10-6 record, marking the 23rd season in which Dallas recorded at least 10 wins – a NFL record. The win over the Redskins also enabled Dallas to become the first team in the history of the NFC East to post an 8-0 record in division play.

**COWBOYS EXTEND NFL-RECORD WITH 25TH PLAYOFF APPEARANCE** – The Cowboys extended their NFL record for postseason appearances to 25 with a 20-7 loss to Arizona in a NFC Wild Card Playoff Game at Texas Stadium on Jan. 2, 1999.

## 1999

**COWBOYS COMEBACK** – The Cowboys overcome a 21 point fourth quarter deficit and pull out an overtime win over the Washington Redskins in the season opener on Sept. 12. After the team scored 21 points in the fourth quarter to tie the game – tying the largest deficit overcome to win a game – Troy Aikman connected with Raghbi Ismail on a 76-yard bomb in overtime to provide the final margin of victory.

**IRVIN RECORDS FINAL CATCH** – On Oct. 10 at Veterans Stadium in Philadelphia, wide receiver Michael Irvin went across the middle and hauled in an eight-yard reception for the 750th catch of his career. The catch would be the last of his career as he suffered neck and back injuries on the play and was never able to return to the playing field. Irvin finished his career tied for 10th on the NFL's all-time reception list and was ninth all-time in receiving yards.

**SELLOUT STREAK ENDS** – The Dallas Cowboys NFL-record of consecutive games in front of sold out stadiums comes to an end on Dec. 24, 1999 in a Christmas Eve game against the New Orleans Saints in the Louisiana Superdome. The streak, which included home and away games, came to a halt after 160 games. It began on December 23, 1990 at Philadelphia's Veterans Stadium and included 79 straight sell-outs at Texas Stadium (including playoffs) and 81 straight sell-outs on the road (including playoffs).

**AIKMAN NFL'S WINNINGEST QUARTERBACK** – With eight wins in 1999, Troy Aikman became the winningest starting quarterback of any decade in NFL history with 90 wins in the 1990s. He broke the mark of 86 wins set by Joe Montana in the 1980s.

**TEAM OF THE 90'S** – The Cowboys close the century as the NFL's most successful team in the decade of the 1990s. From 1990 to 1999, Dallas qualified for the playoffs eight times, won six division titles, made four trips to the conference championship game and won three Super Bowls.

**SMITH BECOMES NFL'S ALL-TIME LEADING POSTSEASON RUSHER** – Emmitt Smith ran for 99 yards in a 27-10 loss at Minnesota in an NFC Wild Card Playoff Game on Jan. 9, 1999. The total gave Smith the NFL record with 1,586 career postseason rushing yards, moving him past Franco Harris (1,556).

## 2000

**CAMPO NAMED HEAD COACH** – Jerry Jones named Cowboys defensive coordinator Dave Campo as the fifth head coach in franchise history on Jan. 26. Campo spent the previous 11 seasons as an assistant coach in Dallas and was the defensive coordinator for the 1995 team that won Super Bowl XXX. He replaced Chan Gailey, who was fired on Jan. 11.

**TOM LANDRY DIES** – After a long battle with leukemia, Tom Landry died on Feb. 12 at the age of 75.

**SMITH ECLIPSES 15,000 YARDS** – With 150 yards rushing against Washington on Dec. 10, running back Emmitt Smith became just the third player in NFL history to rush for over 15,000 career yards, joining Walter Payton and Barry Sanders. Smith's effort also pushed him past the 1,000-yard mark for the season, marking the 10th consecutive season he has done so. Barry Sanders is the only other player to have accomplished this feat.

## 2001

**AIKMAN RETIRES** – At a press conference at Texas Stadium on April 9, quarterback Troy Aikman announced his retirement after 12 seasons with the Cowboys. Aikman departed holding or tied for 47 separate club passing records.

**HAYES HONORED** – Former All-Pro wide receiver Bob Hayes, the "World's Fastest Human," became the 11th member of the Ring of Honor. He was inducted during a ceremony at halftime of the San Diego game on Sept. 23.

## 2002

**SMITH BECOMES NFL'S ALL-TIME LEADING RUSHER** – On second-and-seven from the Dallas 30-yard line with 9:28 remaining in the fourth quarter against Seattle at Texas Stadium on Oct. 27, Emmitt Smith burst up the middle on an 11-yard run to become the NFL's all-time leading rusher. With that carry, he moved past Walter Payton's mark of 16,726 career rushing yards. Smith finished the day with 109 yards on 24 carries. By season's end, he had extended the record to 17,162 career rushing yards.

## 2003

**PARCELLS BECOMES SIXTH COACH IN CLUB HISTORY** – On Jan. 2, Bill Parcells was named the sixth head coach in club history, replacing Dave Campo who was fired on December 30. In 15 seasons as a head coach with the New York Giants, the New England Patriots and the New York Jets, Parcells has posted a 149-106-1 record, including victories in Super Bowls XXI and XXV with the Giants and an appearance in Super Bowl XXXI with the Patriots. His 149 career wins place him 13th in NFL history.



**EMMITT SMITH RELEASED** – On Feb. 27, Emmitt Smith was released after 13 seasons with the club. He departs as the NFL's all-time leading rusher and holds or is tied for 62 club records. On March 27, Smith signed a two-year contract with the Arizona Cardinals.

**TEX SCHRAMM DIES** – One of the founding fathers of the Dallas Cowboys, Tex Schramm died on July 15 at the age of 83.

**SCHRAMM HONORED** – The first president and general manager of the club, Tex Schramm became the 12th member of the Ring of Honor. He was a driving force in turning a 1960 expansion team into one of the most popular and successful sports franchises in the world, Schramm was honored during a halftime ceremony of the Philadelphia game on Oct. 12.

**COWBOYS POST 10 WINS AND RETURN TO THE PLAYOFFS** – The Cowboys topped the N.Y. Giants on Dec. 21 to record their 10th win of the season and secure a wild card berth in the playoffs. It was the club's 27th postseason appearance, extending their NFL record. It was also the 24th season in franchise history that the club had posted at least 10 wins, also a league record.

## 2004

**HARRIS AND WRIGHT HONORED** – Two members of the NFL's All-Decade team from the 1970s, Cliff Harris and Rayfield Wright, became the 13th and 14th members of the Ring of Honor. The duo were key members of the Cowboys teams that captured Super Bowl VI and XII titles and were both six-time Pro Bowl selections. Harris and Wright were honored during a ceremony at halftime of the N.Y. Giants game on Oct. 10.

**ARLINGTON TEXAS AND THE DALLAS COWBOYS** – With 55% of the vote, the citizens of Arlington, Texas, overwhelming support a stadium referendum at the polls on Nov. 2. The public-private partnership between the City of Arlington and the Dallas Cowboys will fund a retractable roof stadium with capacity for up to 90,000 people in the heart of Arlington's entertainment district. With over \$400 million committed by the team and stadium users, it will be the largest private investment in a stadium in NFL history, and the stadium will give North Texas the ability to bring major events like the Super Bowl and the NCAA Final Four to the region.

**SMITH AND WOODSON RETIRE** – Within one month's time, the NFL's all-time leading rusher and the Cowboys all-time leading tackler walk away from the game of football for the final time. At a December 29 press conference, Darren Woodson announced his retirement after 12 seasons with the Cowboys. Woodson departed with the club record for career tackles with 1,350. Just a few weeks later on February 3, 2005 at a press conference in Jacksonville, Florida, at Super Bowl XXXIX, Emmitt Smith announced his retirement after 13 seasons with the Cowboys and two with the Arizona Cardinals. In 15 NFL seasons he amassed league records with 18,355 rushing yards, 164 rushing touchdowns and 78 100-yard rushing games.

## 2005

**TRIPLETS HONORED** – Troy Aikman, Michael Irvin and Emmitt Smith, the cornerstone players of the three-time Super Bowl Champion Cowboys teams of the 1990s became the 15th, 16th and 17th members of the club's Ring of Honor. The trio finished their Cowboys career holding almost every major passing, receiving and rushing record while helping the team become the NFL's Team of the Decade for the '90s. A record crowd of 65,207 fans pack Texas Stadium to witness the halftime event during the Monday Night Football match-up against division rival Washington on Sept. 19.

**29TH WINNING SEASON** – With a 24-20 win at Carolina, the Cowboys clinch the 29th winning season in the franchise's 46 years in operation. Dallas finished the year 9-7.

**20 MILLION FANS** – The Cowboys played in front of 63,131 fans in the regular season finale at Texas Stadium on Jan. 1, 2006, pushing the club's all-time home attendance figure past the 20 million mark. Dating back to the 1960 franchise opener at the Cotton Bowl, 20,002,761 fans have now seen the Dallas Cowboys live at the Cotton Bowl and Texas Stadium.

## 2006

**AIKMAN AND WRIGHT ENTER HALL OF FAME** – Three-time Super Bowl Champion quarterback Troy Aikman and six-time Pro Bowl tackle Rayfield Wright become the eighth and ninth former Cowboys to be enshrined in the Pro Football Hall of Fame in Canton, Ohio. Aikman, the MVP of Super Bowl XXVII and the winningest quarterback of the 1990's is selected in his first year of eligibility. Wright, a member of the NFL's 1970s All-Decade team and two Super Bowl winning teams in Dallas is selected in his first year as a senior's committee nominee. Enshrinement ceremonies were scheduled for Aug. 5, 2006 in Canton, Ohio.

**CONSTRUCTION BEGINS ON NEW COWBOYS STADIUM** – On April 10, 2006, ground was broken on the new Dallas Cowboys Stadium in Arlington, Texas. The state-of-the-art venue is scheduled for completion by the start of the 2009 NFL season and will accommodate between 80,000 and 100,000 fans.

**30th WINNING SEASON AND 28th PLAYOFF APPEARANCE** – A victory over the Atlanta Falcons in the Georgia Dome on Dec. 16 wrapped up the Cowboys place in the NFL playoffs for the 28th time while securing the club's 30th winning season (9-7).

## 2007

**PHILLIPS HIRED AS SEVENTH HEAD COACH** – On Feb. 8, Jerry Jones announced the appointment of Wade Phillips as the seventh head coach in Dallas Cowboys history. Phillips, who brought a previous 45-35 record as an NFL head coach to the club, replaced Bill Parcells who announced his retirement from coaching on Jan. 22.

**SUPER BOWL AWARDED TO NORTH TEXAS AND COWBOYS NEW STADIUM** – On May 22, at NFL owners' meetings in Nashville, North Texas was selected to host Super Bowl XLV. The game will be played at the Cowboys new stadium in Arlington, Texas on February 6, 2011. The first Super Bowl to be presented in North Texas was awarded on the fourth ballot of a vote by the NFL ownership.

**IRVIN ENTERS HALL OF FAME** – Michael Irvin, a member of six divisional winners and three Super Bowl championship teams with the Cowboys of the 1990s, became the 10th former Dallas Cowboys player to be enshrined in the Pro Football Hall of Fame. Irvin, the Cowboys career leader in receptions and yardage, chose team owner Jerry Jones to present him for induction at the ceremony in Canton, Ohio on Aug. 4, 2007.

**COWBOYS WIN NFC EASTERN DIVISION** – With a 28-27 win at Detroit (Dec. 9), the Cowboys clinched the NFC Eastern Division title for the first time since 1998. The win gave Dallas its 20th division championship (16th NFC East). Dallas closed the season with an NFC-best 13-3 record, tying the club mark for regular season victories that was set in 1992.

## 2008

**PRO BOWL COWBOYS** – A record 13 Dallas Cowboys participated in the Pro Bowl in Hawaii (Feb. 10). Representing the club on offense were starters Tony Romo (QB), Terrell Owens (WR), Flozell Adams (LT), Andre Gurode (C), Leonard Davis (RG) and Jason Witten (TE). Marion Barber (RB) was a reserve for the NFC offense. On the defensive side, DeMarcus Ware (LB) and Ken Hamlin (FS) were starters while Roy Williams (SS), Terence Newman (CB) and Greg Ellis (LB) were reserves. Rookie placekicker Nick Folk was also selected.

**A FINAL FAREWELL** – The Dallas Cowboys played their final game at Texas Stadium against the Baltimore Ravens on Saturday, December 20 in front of 63,800 fans. Jason Witten scored the final Cowboys touchdown at the stadium on a 21-yard pass from Tony Romo to cut Dallas' deficit to 26-24 with 1:36 remaining. On Baltimore's next possession, LeRon McClain scored on an 82-yard run to mark the longest running play by an opponent at the stadium to give the Ravens the 33-24 win.

**SACK ATTACK** – In the final game at Texas Stadium, DeMarcus Ware picked up his league-leading 20th sack of the season. Ware's 20 sacks also established a club record since sacks became an official stat in 1982.

## 2009

**HAYES ENTERS HALL OF FAME** – "Bullet" Bob Hayes was enshrined in the Pro Football Hall of Fame, becoming the 11th former Cowboy to receive that honor. Hayes spent 10 seasons with the Cowboys and revolutionized the wide receiver position and the way defenses would play in the NFL. He began his 11-year NFL career after winning two olympic gold medals at the 1964 Olympic Games in Tokyo, Japan where he earned the title of "The World's Fastest Human." The three-time Pro Bowl selection arrived in Dallas after the olympics and remains - as the only rookie in franchise history to ever lead the team in receptions (46), receiving yards (1,003) and a rookie club record of 12 touchdown catches.

**DRAFTING A DOZEN** – The Dallas Cowboys entered the 2009 draft with 11 selections and finished the weekend with 12 picks. Dallas' 12 draft picks marked the most selected since the draft was shortened to seven rounds in 1994 and the most overall picks since selecting 15 players in 1992's 12-round draft. After trading away their second round pick - the club's only first-day draft pick - Dallas selected all 12 picks from Round Three on to mark the most selections after the third round since picking up 14 players in the 12-round draft in 1991.

**RIBBON CUTTING** – In a ceremony involving the Jones Family, Arlington Mayor Robert Cluck, and a host of Cowboys greats on hand, the West End Zone doors to AT&T Stadium were officially opened to a crowd of close to 2,000 as part of the building's Ribbon Cutting ceremony on May 27.

**OPENING ACT** – The inaugural event at AT&T Stadium was a star-studded country music concert headlined by George Strait. Superstar Reba McEntire, singer/songwriter Blake Shelton and recording artist Lee Ann Womack joined the event.

**ATTENDANCE RECORD** – The 105,121 fans who attended the first regular season game at AT&T Stadium (Dallas vs. the N.Y. Giants, 9/20/09) became the largest crowd to ever witness an NFL regular season - or postseason - game.



## 2010

**COWBOYS WIN NFC EASTERN DIVISION** – With a 24-0 win over Philadelphia (1/3/10), the Cowboys wrapped up the NFC Eastern Division title – marking the 21st division crown in the club's 50 year history. Dallas advanced to the playoffs for the 12th time in the 21 years of Jones' tenure as the owner and general manager.

**AT&T STADIUM HOSTS FIRST PLAYOFF GAME** – Dallas beat Philadelphia 34-14 in front of 92,951 fans in Arlington (1/19/10). The victory increased the Cowboys NFL-best total of all-time postseason wins to 33.

**NBA ALL STAR GAME** – The 108,713 fans who saw the NBA All Star Game at AT&T Stadium became a part of history as they made up the largest crowd to attend a basketball game – at any level – in the more than 100-year history of the sport.

**SMITH ENTERS HALL OF FAME** – Emmitt Smith, the NFL's all-time leading rusher with 18,355 yards and winner of three Super Bowl rings, became the 12th player in franchise history inducted into the Pro Football Hall of Fame. Smith, who won NFL and Super Bowl MVP awards and is the NFL record holder with 11 consecutive 1,000-yard rushing seasons, is presented by team owner Jerry Jones for the induction ceremony.

**MIDSEASON CHANGE** – For the first time in Dallas Cowboys history, a coaching change was made during the season. Wade Phillips was relieved of his duties on Nov. 8 and Jason Garrett was named Interim Head Coach. Under Garrett, Dallas finished the season 5-3 after starting it 1-6.

## 2011

**GARRETT BECOMES EIGHTH HEAD COACH IN CLUB HISTORY** – On Jan. 5, Jason Garrett was named the eighth head coach in franchise history after serving as the interim head coach for the second half of the 2010 season. Garrett spent the previous four seasons as the club's offensive coordinator while also serving as the assistant head coach for three.

**NEW COACHING STAFF MOVES IN** – Beginning with the hiring of Rob Ryan as the club's defensive coordinator on Jan. 15, Dallas added six new coaches and added duties to three others. Matt Eberflus became the linebackers coach on Jan. 26, followed by Ben Bloom as the defensive quality control coach/linebackers on Jan. 31. Brian Baker was named defensive line coach on Feb. 7, Mike Woicik returned as the strength and conditioning coach on Feb. 9, Jimmy Robinson became the assistant head coach/wide receivers on Feb. 11 and Walt Williams an assistant strength and conditioning coach on Feb. 14. On Feb. 17, John Garrett added the title passing game coordinator, Hudson Houck running game coordinator and Wes Phillips was named assistant offensive line coach.

**SANDERS ENTERS HALL OF FAME** – Deion Sanders, a member of three divisional winners and a Super Bowl championship team with the Cowboys from 1995-99, became the 13th former Dallas Cowboys player to be enshrined in the Pro Football Hall of Fame. Sanders, the biggest free agent move in the history of the franchise at the time, was also the only man in professional sports to play in both a World Series and a Super Bowl.

**SUPER BOWL XLV COMES TO NORTH TEXAS** – For the first time in the region's history, North Texas played host to a Super Bowl when the Green Bay Packers and Pittsburgh Steelers faced off in Super Bowl XLV on Feb. 6 at AT&T Stadium. The Packers earned their fourth Super Bowl Championship with a 31-25 win in front of 103,219 fans – the fourth-largest crowd to watch a Super Bowl.

**THREE ENTER RING OF HONOR** – Larry Allen, Charles Haley and Drew Pearson were inducted into the Ring of Honor on Nov. 6, 2011 at halftime of the Cowboys-Seahawks game becoming the 18th, 19th and 20th members of the club's Ring of Honor. All three players earned Super Bowl rings in their years with the Cowboys, Allen - three; Haley - three and Pearson - one.

**SETTING RECORDS** – DeMarco Murray saw extended time against St. Louis (10/23) with an injury to Felix Jones. Murray seized the opportunity and established a single-game club record with 253 rushing yards, breaking Emmitt Smith's mark of 237 set in 1993. He scored his first career touchdown on a 91-yard run which was the longest first career rushing touchdown in NFL history and the second-longest run in team history. Over the course of the next four games, he rushed for 601 yards, the most in club history over that span.

## 2012

**COACHING STAFF ADDITIONS** – The Dallas Cowboys welcomed three new coaches to their staff in the 2012 offseason starting with Bill Callahan, who was named the club's offensive coordinator/offensive line coach on Jan. 12. That same day, the club hired Jerome Henderson to lead the secondary and added Joe Baker as an assistant secondary coach on Feb. 13.

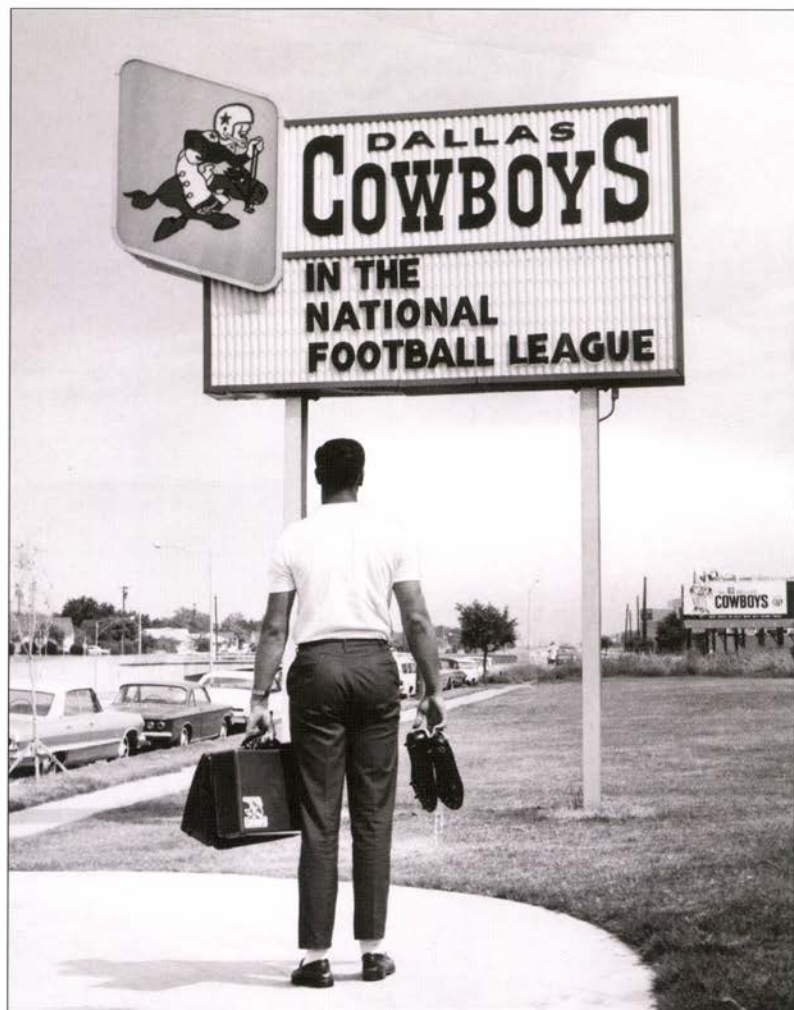
**FREE AGENCY FRENZY** – The Cowboys were active in free agency, signing seven veteran players, the most since 1990 when 16 were signed. The club targeted cover corner, Brandon Carr and locked him up with a five-year \$50.1 million contract on March 14. The team also signed guard Mackenzy Bernadeau, quarterback Kyle Orton, and fullback Lawrence Vickers on the same day. Linebacker Dan Connor was added on March 15, guard Nate Livings on March 16 and safety Brodney Pool on March 19.

**TRADE TO LAND IN TOP 10** – With the trade to move up to the sixth overall pick to select cornerback Morris Claiborne, the Cowboys traded into the top 10 in the NFL Draft for the first time since trading up to draft Russell Maryland with the top overall selection in 1991.

**BREAKING A RECORD** – With his third catch of the home finale against New Orleans on Dec. 23, Jason Witten established an NFL tight end single-season receptions record, finishing the game with 103 catches. The previous mark was held by Tony Gonzalez (102 in 2004). Witten finished the season with 110 catches, just one shy of Michael Irvin's record set in 1995.


## 2013

**TWO MORE COWBOYS IN HALL OF FAME** – Dallas had two more members enshrined in the Pro Football Hall of Fame in Canton, Ohio when Larry Allen and Bill Parcells were both inducted. Allen, a member of the NFL's All-Decade Team for the 1990s and 2000s, became the second Cowboys offensive lineman to earn a bust in Canton. Parcells, who coached four seasons in Dallas, is the third head coach (Tom Landry) or executive (Tex Schramm) to have the honor.





# SIDELINES



## Home to the Dallas Cowboys

The Dallas Cowboys have called three different stadiums home during their 55 years of existence. Their original home was the Cotton Bowl (1960-1971) followed by Texas Stadium (1971-2008) and finally their current home, AT&T Stadium (2009-present.)

### Cotton Bowl



The original Fair Park football stadium was built in 1921 and seated 15,000. That wooden structure was razed in 1930 and construction began on what is now the Cotton Bowl. The original seating capacity of the stadium was 46,200 and built at a cost of \$328,000. In January 1936, Fair Park Stadium was officially renamed The Cotton Bowl in recognition of the fact that more cotton was raised within 200 miles of Dallas than any other town in America. Later additions of upper decks on each side increased capacity to 75,504 by the time the Cowboys arrived in


1960. From 1960 into the 1971 season, the Cowboys called the Cotton Bowl home, posting a 45-33-4 record, including a 2-2 mark in postseason. Until 2009, the largest home crowd in club history was the 80,259 that packed into the Cotton Bowl on Nov. 24, 1966 to watch the Cowboys defeat the Cleveland Browns 26-14 in the inaugural Thanksgiving Day game in Dallas.

### Texas Stadium



Texas Stadium, a football facility built at a cost of \$35 million in 1971, was the home of the Dallas Cowboys for 38 seasons and hosted its final game on Dec. 20, 2008 against the Baltimore Ravens. The Cowboys opened their facility on Oct. 24, 1971 with a 44-21 victory over New England. During that time, the Cowboys posted a 213-100 record (.681), including a 16-6 (.727) mark in postseason, at home. Located in the Dallas suburb of Irving, Texas Stadium had a seating capacity of 65,581 and featured 381 luxury suites, 52 concession stands, 40 specialty stands, 86 restrooms, 115 drinking fountains and 130 acres of parking.

Texas Stadium's most unique feature was the partial roof which covered fans from inclement weather, but left the game outdoors. The Cowboys incorporated the design feature in their new home which also includes a retractable roof.



### AT&T Stadium



On Nov. 2, 2004 the voters of Arlington approved a public-private partnership with the Dallas Cowboys to build a state-of-the-art, retractable roof stadium in Arlington, Texas. Located in the heart of Arlington's entertainment district, construction on the new stadium began in April 2006 and was completed early in the summer of 2009.





The largest NFL stadium ever built was designed to enhance the international Cowboys brand with its modern progressive architecture while incorporating elements of the Texas Stadium heritage such as the shape of the roof's opening, the Ring of Honor and Tom Landry statue.

The 3.0 million square-foot stadium has a capacity of up to 100,000. The stadium features signature monumental arches, an expansive retractable roof, massive glass retractable end zone doors, a distinguishing canted glass wall, and the world's largest center-hung video board.

"The challenge for us with this new stadium was to innovate, but at the same time never forget to acknowledge tradition," said Jerry Jones, owner and president, Dallas Cowboys. "This new stadium embodies the spirit of the Dallas Cowboys and that starts with the familiar 'hole in the roof.' What we have designed is a building we believe is both architecturally significant and also reflects the emotion and competition that goes on inside."

The stadium was designed by HKS Architects, one of the top stadium designers in the world. The stadium was renamed AT&T Stadium on July 25, 2013 after the Cowboys and AT&T announced a long term agreement.

The 2009 season rang in a new era for the Dallas Cowboys as the club moved to its new home in Arlington, Texas, to kickoff the 2009 season. Officially opened on May 27, 2009 in a ribbon cutting ceremony, then named Cowboys Stadium hosted the first Cowboys game on Aug. 21 - a preseason contest against the Tennessee Titans. The first regular season Cowboys game was on September 20 against the N.Y. Giants, and the game set an NFL attendance record at 105,121.

Not only is the stadium home to the Dallas Cowboys, but it played host to Super Bowl XLV on February 6, 2011, the first Super Bowl in the region. This venue is also home to the annual AT&T Cotton Bowl Classic, as well as annual college football games, including the "Cowboys Classic" which helps kick off the college football season on Labor Day Weekend each year. On Jan. 12, 2015 AT&T Stadium will host the first ever College Football Championship Game. The venue will also be part of the rotation for a college football playoff semifinal game. In April, 2014, the stadium hosted the NCAA Final Four.

## Key Design Highlights

★ **Monumental Arches** – The stadium features two monumental arches, soaring 292 feet above the playing field, which support a retractable roof. As the longest single span roof structure in the world, each boxed arch is 17 feet wide by 35 feet deep. Weighing 3,255 tons each, these impressive structures span a quarter mile (1,290 feet) in length. As one of the first components to be constructed, the arches form a striking silhouette on the Arlington landscape as sunlight reflects against the metallic surface during the day.





★ **Retractable Roof** – Designed to be open or closed, depending on weather conditions, the expansive retractable roof is the largest of its kind in the world and measures approximately 661,000 square feet. When closed, the roof encompasses 104 million cubic feet of volume, making it the largest enclosed NFL stadium. The retractable roof is designed specifically to emulate the opening at Texas Stadium, which was recognized around the world, and allows views inward and outward. Each panel can open or close in 10 minutes. The entire playing field can be seen from directly above.

★ **Retractable Doors** – The stadium features the largest retractable end zone doors in the world. Each has a five-leaf, clear, retractable opening measuring 120 feet high by 180 feet wide. The five 38-foot panels take only six minutes to open or close. By using clear glass for the door panels, spectators experience panoramic vistas from within the seating bowl and when circulating through the stadium concourses. Moreover, the operability provides air circulation during game-day and non-game-day events.

★ **Center-Hung Videoboard** – Within the seating bowl, Cowboys fans are provided with a one-of-a-kind feature unlike any other in the world, a center-hung video board. Hanging 90 feet above the

field from the roof structure, the innovative video center spans between the 20-yard lines and features four individual boards – two facing the sidelines and two facing the end zones. The sideline boards measure 160 feet wide by 72 feet tall while those facing the end zones measure 53 feet by 30 feet. All four boards are angled toward the stands for optimal viewing. The stunning combination of these boards immerses spectators with video imagery, creating a premium on upper level seats and presenting the game in a way never before experienced.



★ **Canted Glass Wall** – One of the most compelling architectural features of the stadium design is the canted glass exterior wall. The 86-foot high glass, curtain-wall surface slopes outwardly at a 14 degree angle to create a luminescent glow day or night. A fritted glass system transitions up the elevation to create a dynamic, ever-changing aesthetic depending on the time of day. At night, a series of internal lights gently wash the glass wall to create a glow across the facade.

★ **Suites** – The design includes over 300 suites that have been decentralized and are in eight locations distributed across five separate levels of the stadium. The most unique are the field-level sideline suites for up-close and personal viewing of the games.



## Design Statistics

**Total Square Footage:** 3.0 million square feet. The entire Statue of Liberty and its base could fit into the stadium with the roof closed. The stadium is also the world's largest column-free room. The American Airlines Center in Dallas could fit entirely into the stadium at field level.

**Interior Cubic Volume:** 104 million cubic feet. (By comparison, Reliant Stadium in Houston measures 90 million cubic feet.) AT&T Stadium is the largest enclosed stadium (in cubic feet) in the NFL.

**Seating Capacity:** With ticketed areas in the end zone plazas and platforms, capacity can reach over 100,000.

**Suites:** There are over 300 suites in eight different locations on five separate levels of the stadium. Field-level suites are available on the sidelines as well as in the end zones for up-close and personal viewing of the games. The Hall of Fame level suites are 20 rows from the field, making them the closest elevated suites in the NFL.


**Domed Roof:** At 661,000 square feet, the stadium is the largest domed structure in the world.

**Retractable Roof:** The open roof design that was a unique feature of Texas Stadium was carried over into the design of the new stadium, with the improvement of a new retractable feature, revealing an opening that measures 256 feet wide and 410 feet long. Two bi-parting mechanized roof panels are driven by a rack-and-pinion drive system consisting of 64 7.5 HP electric motors, making it the first of its kind in the world. The open/close time is 12 minutes.

**Arches:** The roof is supported by two 35-foot deep and 17-foot wide boxed arch trusses. Each truss spans nearly a quarter mile (1,290 feet) making the roof the longest clear-span structure in the world. The arches are more than twice the length of the Gateway Arch in St. Louis.

**Glass Retractable Door:** Each end zone features a five-leaf clear glass retractable door measuring 120 feet high and 180 feet wide, making it the tallest moveable glass wall in the world.

**Parking:** It is estimated that between parking owned or under control of the Dallas Cowboys as well as the entrepreneurial lots in and around the stadium area, that there are as many as 30,000 parking spaces available to fans on game day.



As the largest NFL venue ever built, the stadium boasts the most spectacular column-free room in the world, stretching a quarter-mile in length. Encasing 3.0 million square feet, the majestic scale of the stadium measures twice the distance of the St. Louis Gateway arch. In addition, the Statue of Liberty can stand completely inside the room structure. The length of the arches spans the same distance as the height of the Empire State Building. The magnitude of the stadium's size and scale places it on the world's stage of iconic structures.

## AT&T Stadium Facts and Figures

On July 25, 2013, two iconic American brands - the Dallas Cowboys and AT&T - jointly announced an expansion of their long-standing relationship to include a new name for the team's home, AT&T Stadium, as well as plans to create an innovative, mobile-first experience for fans.



"AT&T is an iconic American leader that has guided the path of communication in the world for more than 100 years," said Cowboys owner Jerry Jones. "Our stadium has always been about providing fans with an unsurpassed experience in the area of technology. With AT&T, we are growing our relationship with one of the world's strongest and most innovative companies to ultimately provide fans with the latest cutting-edge technology for many years to come."

The name change is reflected in substantial signage updates throughout the building, prominently featuring AT&T, both inside and outside of the stadium. The Cowboys and AT&T are working together to deliver an interactive gameday experience for fans like no other. AT&T and the Cowboys continue to invest in advanced mobile technology in and around AT&T Stadium to benefit all visitors.

### AT&T Stadium - What Fans Need to Know

#### Access

One of the great assets Arlington has is accessibility to the entire metroplex. There are 14 approaches from major highways into AT&T Stadium in Arlington. From a regional standpoint, the stadium is one of the most accessible venues ever planned.

#### Parking

It is estimated that between parking under control of the Cowboys, as well as entrepreneurial lots around the stadium, there are as many as 30,000 parking spaces available to fans on game day.

#### Plaza Area and Open End Zones

The stadium design incorporates two open end zones with glass retractable doors measuring 120 feet high and 180 feet wide, making them the tallest glass retractable doors in the world. The plazas outside these doors, one in each end zone – along with the three party decks in each end zone – create over 420,000 square feet of entertainment space (approximately 10 acres). Media boards and large-screen monitors add entertainment to the area, and create a festival atmosphere, making these areas a great space for people to gather before, during and after events to socialize. The field is 50 feet below ground level, so fans entering on the plaza level will have a panoramic view over the field. The end zone area has the flexibility to convert from standing-room only to seating, based on specific event needs.



## Video Boards

There are approximately 3,000 televisions in the building. The most unique being the four board cluster that is suspended 90 feet directly over the center of the playing surface. The board runs from the 20-yard line to the 20-yard line – measuring 160 feet in length and 72 feet in height – making it the largest center-hung video board installation in the world, setting a Guinness Book World Record. The center video board allows fans on all levels to view the game in crisp, clear images during the game. This creates a premium on the value of the upper-level seats and makes the game more exciting for all fans.

## Amenities and Restrooms

The stadium features 824 concession points of sale as well as more than 1,700 toilets. Some of the restrooms are reversible based on the needs of the event.

## Ring of Honor

The Dallas Cowboys Ring of Honor is a featured part of the new stadium. The Ring's members are forever honored on the wall surrounding the field, emblazoned with the same letters and numbers that originally hung proudly at Texas Stadium.

## Dallas Cowboys Pro Shop and Stadium Tours

Stadium Tours allow fans to peek inside the home of the Dallas Cowboys year round. There are two different tour options for an in-depth, behind the scenes look at all the wonders, including the Cowboys Locker room, the Dallas Cowboys Cheerleaders locker room, and a chance to step on the same field that Dez Bryant, Tony Romo and Jason Witten take on opponents any given Sunday. For more information on AT&T Stadium Tours contact 817-892-8688 or check the web at [www.dallascowboys.com](http://www.dallascowboys.com). You may also purchase tickets through Ticketmaster - 1-800-745-3000. The Dallas Cowboys Pro Shop at the Stadium is also open year around and where tours begin.

## Dallas Cowboys Art Collection

The Dallas Cowboys and AT&T Stadium are family businesses, and the art collection in the stadium reflects the intimacy of a personal vision. Unlike most private collections, this one is accessible to massive crowds. It is there to be seen, week after week, season after season, by tourists just passing through and by regulars who return again and again. The collection consists of 58 works of art by 40 established and emerging artists. The works in the collection are united by their boldness, vigor, and resolve. They not only hold their own in a crowd, but have the power to transform massive public spaces into impossible-to-mistake locations where visitors from all over the world come together. To purchase tour tickets visit [www.dallascowboys.com](http://www.dallascowboys.com) or call (800) 745-3000.

## AT&T STADIUM TIMELINE

- **April 10, 2006** – Ground breaking begins for stadium construction
- **May 27, 2009** – stadium is unveiled at a ribbon cutting ceremony that also featured the opening of the glass end zone doors
- **June 6, 2009** – George Strait, Reba McEntire, Blake Shelton and Lee Ann Womack serve as the entertainment for the first event in front of 60,188
- **July 20, 2009** – The CONCACAF Gold Cup is the first sporting event played at the stadium in front of 82,252 - a then Texas soccer attendance record
- **August 7, 2009** – Stadium art work unveiled featuring 23 pieces with 13 specially commissioned for the stadium, including: Franz Ackermann, Mel Bochner, Olafur Eliasson, Teresita Fernandez, Matthew Ritchie, Lawrence Weiner. The collection now contains 58 works by 40 artists with 16 site specific commissions.
- **August 21, 2009** – First Cowboys game - preseason game against the Tennessee Titans in front of 75,720 fans. The Cowboys defeated the Titans 30-10
- **August 27, 2009** – The Dallas Cowboys hold an open and free practice to the public with 26,460 in attendance - the most ever to attend a Cowboys practice
- **September 5, 2009** – The University of Oklahoma and Brigham Young University play the first collegiate football game at the stadium in front of 75,437 in the inaugural "Cowboys Classic"
- **September 7, 2009** – The first high school football games are played in the 2009 Kirk Herbstreit Series
- **September 15, 2009** – The Tom Landry statue that stood in front of Texas Stadium is placed in its new location at the stadium
- **September 20, 2009** – Dallas Cowboys play their first regular season game against the N.Y. Giants in front of an NFL-record crowd of 105,121 but lose the game, 33-31

- **September 28, 2009** – The Dallas Cowboys earn their first win at their new stadium with a 21-7 victory over the Carolina Panthers on Monday Night Football. On the same night, the Guinness World Records certifies that the Cowboys video board is the largest high definition video display in the world
- **December 5, 2009** – first ever Dr Pepper Big 12 Championship game with Texas defeating Nebraska 13-12 in front of 76,211
- **December 19, 2009** – The University of Texas defeats the University of North Carolina 103-90 in the first collegiate basketball game played at the stadium in front of a crowd of 38,052
- **January 2010** – Following the conclusion of the NFL's regular season, the Dallas Cowboys set a single-season club record for tickets distributed (718,055) during eight regular season games
- **January 2, 2010** – The University of Mississippi defeats Oklahoma State University 21-7 in the first AT&T Cotton Bowl Classic in front of 77,928 - the then second-largest crowd in Cotton Bowl history
- **January 9, 2010** – The Dallas Cowboys host their first home playoff game at the stadium, and with a 34-14 victory over the Philadelphia Eagles in front of 92,951, earn their first playoff win in 13 years
- **February 14, 2010** – the 2010 NBA All-Star Game played in front of 108,713 fans, setting attendance records for the most at an NBA All-Star Game, most to witness a basketball game (college or pro) and was the largest crowd in American professional sports history, surpassing the Cowboys-Giants home stadium opener (105,121). The East All-Stars defeated the West All-Stars, 141-139
- **March 13, 2010** – Manny Pacquiao defends his WBO World welterweight championship by beating Joshua Clottey in a unanimous decision in the first boxing match at the stadium in front of 50,944 in attendance - the second largest attendance for a boxing event in the state of Texas
- **December 10, 17-18, 2010** – six UIL Texas state championship football games, including five games over a two-day span, played at the stadium
- **February 6, 2011** – The stadium hosts North Texas' first Super Bowl where the Green Bay Packers beat the Pittsburgh Steelers 31-25 in Super Bowl XLV in front of 103,219 - the fourth-largest Super Bowl attendance figure
- **September 17, 2011** – the Lone Star Football Festival featuring three college football matchups: Midwestern State University vs. Texas A&M-Commerce, Abilene Christian University vs. University of North Alabama and West Texas A&M vs. Texas A&M-Kingsville as 24,837 took in the event
- **April 28, 2012** – first opera with a live broadcast on the video board of "The Magic Flute" with 15,100 able to witness the showing
- **April 12, 2013** – The stadium's art work collection adds its 50th piece
- **March 29 and 32, 2013** – the 2013 NCAA Men's Basketball South Regional Semifinals and finals - with over the weekend, more than 77,000 fans were on hand to watch the Sweet 16 and Elite 8 rounds of the annual tournament.
- **July 25, 2013** – The stadium was renamed AT&T Stadium on July 25, 2013 after the Cowboys and AT&T announced a long term agreement.
- **April 5-7, 2014** – AT&T Stadium hosts its first NCAA Men's Basketball Final Four between Connecticut, Florida, Kentucky and Wisconsin over two days. In the semifinals, 79,444 are in attendance to mark the largest crowd ever for a college basketball game, the largest crowd for an NCAA Final Four game and the largest crowd for the semifinals in NCAA history. UConn defeats Florida 63-53 and Kentucky downs Wisconsin 74-73. In the NCAA Championship Game, UConn is victorious over Kentucky 60-54 as the largest crowd for an NCAA Basketball Championship Game at 79,238 cheer on the event. The combined attendance of 158,682 is the largest two-day attendance ever for the event.
- **June 7, 2014** – Country megastar George Strait closes out his illustrious musical career with his final performance at AT&T Stadium during his "The Cowboy Rides Away" Tour as the largest crowd for an indoor concert in North American history at 104,793 witness the historical event.

*Two Minds by Terry Haggerty*





## STADIUM EVENTS

### SUPER BOWL

Super Bowl XLV, Green Bay 31, Pittsburgh 25, 2/6/11 - 103,219

### COLLEGE FOOTBALL

#### *Cowboys Classic*

BYU 14, Oklahoma 13, 9/5/09 - 75,437  
 TCU 30, Oregon State 21, 9/4/10 - 46,138  
 LSU 40, Oregon 27, 9/3/11 - 87,711  
 Alabama 41, Michigan 14, 9/1/12 - 90,413  
 LSU 37, TCU 27, 8/31/13 - 80,230

#### *Southwest Classic*

Arkansas 47, Texas A&M 19, 10/3/09 - 71,872  
 Arkansas 24, Texas A&M 17, 10/9/10 - 65,622  
 Arkansas 42, Texas A&M 38, 10/1/11 - 69,838

#### *Farm Bureau Big 12 Shootout*

Texas Tech 20, Baylor 13, 11/28/09 - 71,964  
 Baylor 66, Texas Tech 42, 12/26/11 - 51,615  
 Baylor 52, Texas Tech 45, 11/24/12 - 44,168  
 Baylor 63, Texas Tech 34, 11/16/13 - 69,188

#### *Lone Star Football Festival - 2011*

Midwestern State vs. Texas A&M-Commerce  
 Abilene Christian vs. North Alabama  
 West Texas A&M vs. Texas A&M-Kingsville  
 (9/17/11 - 24,837)

#### *Lone Star Football Festival - 2012*

Midwestern State vs. Texas A&M-Commerce  
 Incarnate Word vs. Eastern New Mexico  
 Angelo State vs. Valdosta  
 Tarleton State vs. Abilene Christian  
 Texas A&M-Kingsville vs. West Texas A&M  
 (9/13/12 - 9/15/12 - 30,000+)

#### *Lone Star Football Festival - 2013*

Chadron State vs. West Texas A&M  
 Sul Ross State vs. Eastern New Mexico  
 Delta State vs. Texas A&M-Commerce  
 Monterrey Tech Puebla vs. Monterrey Tech Mexico City  
 Monterrey Tech vs. Texas A&M-Kingsville  
 Tarleton State vs. Midwestern State  
 Colorado State-Pueblo vs. Angelo State  
 (9/12/13 - 9/14/13 - 20,731)

#### *Big 12 Championship Games*

Texas 13, Nebraska 12, 12/5/09 - 76,211  
 Oklahoma 23, Nebraska 20, 12/4/10 - 78,810

#### *AT&T Cotton Bowl Classic*

Mississippi 21, Oklahoma State 7, 1/2/10 - 77,928  
 LSU 41, Texas A&M 24, 1/7/11 - 83,514  
 Arkansas 29, Kansas St. 16, 1/7/12 - 80,956  
 Texas A&M 41, Oklahoma 13, 1/4/13 - 87,025  
 Missouri 41, Oklahoma State 31, 1/3/14 - 72,690

#### *Neutral Site games*

TCU 38, BYU 28, 10/28/11 - 50,094  
 Notre Dame 37, Arizona State 34, 10/5/13 - 66,690

### HIGH SCHOOL FOOTBALL

The stadium has hosted 112 high school football games since opening in 2009. Over one million fans have viewed high school games at AT&T Stadium.

#### *UIL Texas State Football Championships*

12/10, 17-18, 2010 - 100,000+  
 12/9, 15-17, 2011 - 208,602  
 12/14, 20-22, 2012 - 125,000+

#### *UIL Texas State Football Championships*

12/14, 19, 20-21, 2013 - 124,198



Super Bowl XLV  
 Green Bay 31, Pittsburgh 25  
 Feb. 6, 2011



2014 AT&T Cotton Bowl Classic  
 Missouri 41, Oklahoma State 31  
 Jan. 3, 2014



2013 Shamrock Series  
 Notre Dame 37, Arizona State 34  
 Oct. 5, 2013



Texas High School Football Playoffs  
 Argyle 38, Fairfield 33  
 Dec. 20, 2013

STAFF

PLAYERS

2013 SEASON

RECORDS

PLAYOFF  
 RECORDS

HISTORY

AT&T  
 STADIUM

## STADIUM EVENTS

## NCAA BASKETBALL

## Neutral Site games

Texas 103, North Carolina 90, 12/19/09 - 38,052  
 Baylor 67, Kentucky 62 (Men's) and Kentucky 133, Baylor 130 (Women's)  
 (12/6/13 - 12,818)

## NCAA Men's Basketball Regional:

Michigan 87, Kansas 85 and Florida 62, Florida Gulf Coast 50  
 (3/30/13 - 40,639)

Michigan 79, Florida 59, 4/1/13 - 36,585

## NCAA Men's Basketball Championship:

Connecticut 63, Florida 53 and Kentucky 74, Wisconsin 73  
 (4/5/14 - 79,444 - largest crowd for a college basketball game)  
 Connecticut 60, Kentucky 54, 4/7/14 - 79,238 - largest crowd for an NCAA  
 Basketball Championship Game and combined attendance of 158,682 was  
 the largest two-day attendance for the event all-time

## NBA ALL-STAR GAME

2010 NBA All-Star Game - East 141, West 139, 2/14/10 - 108,731  
 largest crowd in American sports history

## SOCCER

## CONCACAF Gold Cup

Mexico 4, Haiti 0 and Costa Rica 5, Guadeloupe 1 - GC Quarterfinals  
 (7/20/09 - 82,252)

Costa Rica 5, Cuba 0 and Mexico 5, El Salvador 0 - GC Group Stage  
 (6/5/11 - 80,108)

United States 3, Honduras 1 and Panama 2, Mexico 1 - GC Semifinals  
 (7/24/13 - 81,410)

## Friendly Matches

Chelsea FC 2, Club America 0 - 7/26/09 - 57,229

San Luis 3, Club America 0 - 7/17/10 - 27,061

Mexico 2, Brazil 0, 6/3/12 - 84,516

Mexico 3, Ecuador 1, 5/31/14 - 84,876 - largest soccer crowd in Texas

## World Football Challenge

FC Barcelona 2, Club America 0, 8/6/11 - 60,807

## CONCERTS

George Strait, Reba McEntire, Blake Shelton and Lee Ann Womack  
 (6/6/09 - 60,188)

Jonas Brothers - 6/20/09 - 50,544

Paul McCartney - 8/19/09 - 38,500

U2 - 10/12/09 - 70,745

Kenny Chesney, Zac Brown Band, Billy Currington and Uncle Kracker  
 4/16/11 - 46,516

Taylor Swift - Oct. 8, 2011 - 55,451

Kenny Chesney, Tim McGraw, Jake Owen and Grace Potter  
 6/9/12 - 47,269

Kenny Chesney, Eric Church and Eli Young Band  
 5/11/13 - 45,026

Taylor Swift - 5/25/13 - 53,020

George Strait - 6/7/14 - 104,793 - largest crowd for an indoor concert in  
 North America



NCAA Men's Basketball Final Four Championship  
 Game - UCONN 60, Kentucky 54 - April 7, 2014



2010 NBA All-Star Game  
 East All-Stars 141, West All-Stars 139  
 Feb. 14, 2010



CONCACAF Gold Cup  
 United States 3, Honduras 1  
 July 24, 2013



George Strait - The Cowboy Rides Away Tour, June 7, 2014



## STADIUM EVENTS

### PBR

2/20/10 - 46,321 - largest crowd for a single-day riding event in the U.S.  
 2/19/11 - 38,641  
 3/3/12 - 34,141  
 3/2/13 - 29,032  
 3/1/14 - 37,716

### THE AMERICAN RODEO

3/2/14 - 28,315

### MONSTER JAM

2/27/10 - 60,321  
 2/26/11 - 60,125  
 2/25/12 - 60,099  
 2/23/13 - 64,078 - event record  
 2/22/14 - 57,136

### SUPERCROSS

3/20/10 - 49,082  
 2/26/11 - 51,509  
 2/18/12 - 53,952  
 2/16/13 - 54,036  
 2/15/14 - 54,421

### OTHER SPORTING EVENTS

#### Boxing

Manny Pacquiao def. Joshua Clottey - WBO World Welterweight Championship  
 (3/13/10 - 50,944)  
 Manny Pacquiao def. Antonio Margarito - WBC Super Welterweight title  
 (11/13/10 - 41,734)

#### Running

4/11/10 - America's Run Half Marathon, 5k, kids' FunRun, FitFest and a Running and fitness Expo

#### Lacrosse

NCAA Women's Lacrosse, Northeastern vs. William & Mary, 3/19/11 - 2,235

#### Bowling

U.S. Women's Open - 6/30/11 - 6,000+

### ARTS AND HOME ENTERTAINMENT

The Home Show - 3/9-11/12 - 25,229  
 Live broadcast of the opera "The Magic Flute" - 4/28/12 - 15,100  
 Glenn Beck "Restoring Love" - 7/28/12 - 46,478  
 The Home Show - 3/8-10/13 - 12,994  
 Live simulcast of the opera "Turandot" - 4/13/13 - 14,000  
 Live simulcast of the opera "The Barber of Seville" - 4/11/14 - 10,000



PBR - March 1, 2014



Monster Jam - Feb. 22, 2014



Manny Pacquiao defeats Antonio Margarito  
 November 13, 2010



"The Barber of Seville" - Live opera simulcast, April 11, 2014

# Cowboys Summer Training Camp



The Dallas Cowboys will return to Oxnard, California to open their 55th training camp on July 22 at the Residence Inn at River Ridge. The first practice session will take place on Thursday, July 24. Camp in Oxnard is set to break on Friday, August 15.

Two seasons ago, Dallas came back to the west coast after training in the Alamodome in San Antonio prior to the 2011 season. Since 2004, Dallas has held training camp in Oxnard (2004-06, 2008, 2010 and 2012-13) and/or San Antonio (2007, 2009, 2010 and 2011).

Dallas Cowboys Training Camp is one of the annual highlights for Dallas Cowboys fans. It offers a rare opportunity for Cowboys fans from all over the United States and the world to get an "up close and personal look" at their favorite team with all practice sessions free and open to the public.

## Training Camp History

**June 3, 1960** – The newly formed Dallas Cowboys franchise announced that it will train at Pacific University in Forest Grove, Oregon. Rookies reported on July 9.

**May 24, 1961** – Due to its proximity to their first exhibition game against Minnesota in Minneapolis, the Dallas Cowboys move training camp to St. Olaf College in Northfield, Minn. Camp opened on July 9.

**June 8, 1962** – The Dallas Cowboys move their training camp site to the campus of Northern Michigan College on the shores of Lake Superior in Marquette, Mich. Rookies reported on July 13.

**July 12, 1963** – Because the team played three of its first four preseason games on the west coast, the Dallas Cowboys moved training camp to California Lutheran College in Thousand Oaks, Calif. This camp, which was the first of 27 at CLC, opened on July 12.

**Dec. 6, 1989** – For the first time in the 30-year history of the team, the Dallas Cowboys trained in Texas as the club announced its 1990 training camp would be held at St. Edward's University in Austin, Texas. This camp, the first of eight at St. Ed's, opened on July 22.

**Feb. 17, 1998** – The Cowboys begin a four-year stay at Midwestern State University in Wichita Falls, Texas, with their 1998 camp. The first camp at Midwestern State University opened on July 16. In 2001, the Cowboys split camp between Midwestern State and the Residence Inn in Oxnard, Calif., spending two weeks at each location.

**May 17, 2002** – The Cowboys continue their commitment to fans in the state of Texas by announcing the 2002 training camp will take place at the Alamodome in San Antonio, Texas. The camp, which ran for four weeks, opened on July 26. The Cowboys returned to the Alamodome again in 2003.

**Oct. 24, 2003** – The Cowboys announce a return to California for training camp. For the 2004-06 seasons, the Cowboys conduct their entire training camp in Oxnard, Calif., at the Residence Inn at River Ridge, using practice fields provided by The City of Oxnard. The Cowboys opened their first returned camp on July 30, 2004.

**May 4, 2006** - The Dallas Cowboys announce a five-year commitment to once again call the City of San Antonio its summer home beginning in 2007. The Alamodome, which played host to Cowboys training camps in 2002 and 2003 will again be the site for the team's summer practice sessions.

**Summer, 2010** - The Dallas Cowboys held a split camp, spending the first portion in the Alamodome in San Antonio and the second at the Residence Inn at River Ridge in Oxnard.

**July, 2012** - The Dallas Cowboys returned to Oxnard, California for all of training camp at the Residence Inn at River Ridge after spending the 2011 training camp in San Antonio at the Alamodome.





Cowboys on the Web



For breaking news, analysis, player interviews, statistics and much more, visit the Dallas Cowboys at [www.dallascowboys.com](http://www.dallascowboys.com). The official website of the Dallas Cowboys has the most extensive and timely information and analysis of the team including daily press conferences and live talk shows. It is also a great place to purchase tickets for upcoming games and order merchandise from the Cowboys Pro Shop.

**Cowboys on the Road**



**Home Games**

Gaylord Texan .....(817) 778-1000

**Hotel Headquarters on the Road**

*All hotels are subject to change without notice.*

**San Diego**

Omni San Diego .....(619) 231-6664

**Miami**

Westin Beach Resort, Ft. Lauderdale .....(954) 467-1111

**Tennessee - TBD**

**St. Louis**

Doubletree Union Station .....(314) 621-5262

**Seattle - TBD**

**Jacksonville**

Grosvenor House, JW Marriott, London .....44-20-74996363

**New York Giants - TBD**

**Chicago - TBD**

**Philadelphia - TBD**

**Washington - TBD**



[www.TrueBlueFanClub.com](http://www.TrueBlueFanClub.com)

True Fans Join True Blue and so should you! With exclusive content, discounts and more, the Dallas Cowboys Official Fan Club is for every fan! Join now and receive access to [TrueBlueFanClub.com](http://TrueBlueFanClub.com), 15% OFF merchandise online at [shopcowboys.com](http://shopcowboys.com) and at any Dallas Cowboys Pro Shop, plus much, much more! Visit [www.truebluefanclub.com](http://www.truebluefanclub.com) to view a full list of benefits and exciting offers!



Introduced at Texas Stadium in 1972 to add glamour, excitement and entertainment value to the NFL game-day experience, the Dallas Cowboys Cheerleaders quickly became an American icon, creating an international phenomenon that was quickly replicated throughout the NFL. Their image and style continues to have a tremendous impact on sports entertainment, but while they are often imitated, no other organization has been able to achieve their prominence or popularity. The Dallas Cowboys Cheerleaders are recognized around the world as an elite performance group, and their star spangled uniforms are one of the most well-known symbols of pop culture.

During the 70s, their national popularity generated such a sensation that two made-for-tv movies were developed about the squad and achieved top ratings. Today the Cheerleaders regularly make guest appearances on national television shows such as "Conan," "American Idol," "The View," "The Today Show," "Saturday Night Live" and "David Letterman," and have competed for the benefit of charity on "1 versus 100," "Are You Smarter Than A Fifth Grader," and "Identity." For the past 20 years, they have also produced their own "The Making of the Dallas Cowboys Cheerleaders Swimsuit Calendar" television special for national network distribution. They are currently in the ninth season of the highly rated CMT "The Dallas Cowboys Cheerleaders - Making the Squad" series that captures the entire DCC audition process and training camp.

The Cheerleaders are of course a regular feature on the sidelines of AT&T Stadium, but they also are an ongoing demand at festivals, sporting events and corporate conventions around the country and frequently appear on national magazines covers, television commercials and Hollywood films. They are featured in four published calendars, three swimsuit issues and a sideline calendar, as well as a swimsuit magazine special in *The Dallas Cowboys Star Magazine*. Their appearances are not just limited to stages, but also include philanthropic and civic events throughout the year with annual visits to hospitals, nursing homes and schools and participation in telethons and fundraising events across the United States.

The DCC Show Group has proudly entertained U.S. military personnel around the world since 1979 - making more international tours with the USO than any other entertainment group. They bring their own special brand of goodwill and gratitude to the men and women in the military, traveling to locations as diverse as Iraq, Bosnia, Afghanistan, Cuba, Korea and the Persian Gulf. Their annual trips have become a special tradition for both the troops and the Cheerleaders. So special, in fact, that the USO presented the squad with both the first-ever "Spirit of Hope Award" and with the "USO's 50th Anniversary Award" in recognition of their distinguished service to American troops. They were also honored with induction into the Veteran of Foreign Wars Hall of Fame in 2002. This year, the Cheerleaders are being awarded the American Legion's Distinguished Service Medal.

The Dallas Cowboys Cheerleaders are truly extraordinary women chosen to exemplify the high standards of the Dallas Cowboys Football Club and to proudly represent their hometowns, their country and young women everywhere.

Charlotte Jones Anderson is the President of the Dallas Cowboys Cheerleaders, and the squad is under the direction of Kelli McGonagill Finglass and the choreography of Judy Trammell.

For information on appearances or auditions visit [www.dallascowboyscheerleaders.com](http://www.dallascowboyscheerleaders.com).



**Kelli McGonagill Finglass**  
*Director*



**Judy Trammell**  
*Choreographer*







The Dallas Cowboys introduced the Rhythm and Blue in 2009, a high-energy co-ed hip-hop dance team and drum corps. The Rhythm and Blue brings an innovative, unique and exciting element to the Cowboys legendary game-day entertainment line-up. Audiences have been entertained by the talented group of men and women upon entering the plazas of AT&T Stadium before each game. After every Cowboys' score during the game, the Rhythm and Blue Dancers & Drumline dazzle fans with thunderous celebration performances. The Rhythm and Blue Dancers, presented by Miller Lite, were conceptu-

alized under the direction of Dallas Cowboys Executive Vice President of Brand Management Charlotte Anderson and is the first and only entertainment concept of its kind in the National Football League.

The Dallas Cowboys Rhythm and Blue is a two-part entertainment entity consisting of a percussion troop drumline to provide the rhythm and the dance team to provide the spirit of Dallas Cowboys' true blue. The performances are electrifying with their unique blend of cutting edge music and drum cadences. The dance teams' dynamic routines feature breakdancing and hip-hop based movement requiring both strong musicality and level of dance ability and are already proving to be a fan favorite. In the short period of time since it's inception, the high level of performances and choreography has garnered this group national attention and prestige. Dance Team Magazine selected the Rhythm and Blue as their cover story for their Premier Issue and Dance Track Magazine featured the group in their Spring/Summer Issue in



2013. The group has been showcased at industry competitions and has been requested to appear at both charity and corporate appearances in the DFW metroplex, Texas, New Mexico, Las Vegas, Nevada and Panama City, Panama.



**Jenny Durbin Smith**  
Director/Choreographer

Jenny Durbin Smith lends her expertise and award winning choreography as director and choreographer for the team. Durbin Smith has been choreographing for 10 years for teams such as the Dallas Cowboys Cheerleaders, Dallas Mavericks Dancers, Dallas Desperados Dancers, The Officials, NFL & NBA Pro Cheerleader Conventions and numerous college, high school and studio competition teams. She has also lent her skills to several national television commercials, television shows, touring stage shows and promotions such as 'America's Got Talent', Mary Kay, Hasbro, MTV's 'TRL,' Harrah's Casinos and Monday Night Football. Durbin Smith uses her extensive hip-hop dance experience and unique coaching style to

fashion a unique entertainment concept within the professional sports arena.

The Dallas Cowboys Rhythm and Blue uniform was created by Jenny Durbin Smith in partnership with Rebel Athletic, a proud sponsor of the Dallas Cowboys Rhythm and Blue Dancers. The uniforms evoke a contemporary, stylish and hip Cowboy image while keeping the tradition and excellence of America's Team.

The Dallas Cowboys are long-heralded for their innovation, prestige and merit in game-day entertainment. "We want to think 'outside of the box' and bring something that is not only innovative and unique to the world of professional sports entertainment but also compliments our existing game-day entertainment elements," Durbin Smith says of the team. The result is your highly acclaimed Rhythm and Blue!



## Cowboys on Radio

CBS Radio's 105.3 The Fan (KRLD-FM) is once again the Flagship Station of the Dallas Cowboys Radio Network for the 2014 NFL season. All preseason, regular season and postseason Cowboys games are heard in stereo on The Fan's 100,000-watt signal.



Brad Sham returns for his 36th season in the Dallas Cowboys radio booth. Beloved by Cowboys fans, Sham's award winning play-by-play has provided the soundtrack to many of the most memorable moments in Dallas Cowboys history. Brad is re-joined in the booth by former Cowboys quarterback Babe Laufenberg, who enters his 22nd season as the Network's full-time color analyst. A fixture on the sideline, veteran reporter Kristi Scales provides instant updates from the field.

Regular and postseason games are preceded by a three-hour Pregame Show and followed by a three-hour Postgame Show. The Pregame show is hosted by RJ Choppy and Shan Shariff. The Postgame show is hosted by Ben and Skin (Ben Rogers and Jeff "Skin" Wade.) Veteran Cowboys/NFL reporter Mickey Spagnola contributes breaking news from the field and locker room before and after every game.

### The Dallas Cowboys Radio Network

**TEXAS:** Abilene KTLT 98.1 FM; Amarillo KARX 95.7 FM; Andrews KNFM 92.3 FM\*; Atlanta, TX KPYN 900 AM/99.5 FM; Austin KTXX 104.9 FM; Big Spring KBST 95.7 FM; Brownsville KVNS 1700 AM/ KQXX 105.5 FM\*; Brownwood KXYL 96.9 FM; Carthage KGAS 104.3 FM; Childress KCTX 96.1 FM; Comanche KCOM 1550 AM; Corpus Christi KKTX 1360 AM; Corsicana KRVF 106.9 FM; Del Rio KDLK 94.1 FM\*; Eagle Pass KDLK 94.1 FM; El Paso KLAQ 95.5 FM; Haskell KVRP 91.7 FM; Hereford KPAN 860 AM; Kermit KPTX 98.3 FM\*; Kerrville KAXA 103.7 FM; Killeen KTON 1330 AM/100.9 FM; Lamesa KBJX 98.5 FM; Livingston KETX 1440 AM; Lubbock KTTU 104.3 FM; Malakoff KCKL 95.9 FM; Marshall KMHT 103.9 FM; McAllen KVNS 1700 AM/KQXX 105.5 FM\*; Midland KNFM 92.3 FM\*; Monahans KPTX 98.3 FM\*; Odessa KNFM 92.3 FM\*; Overton KPXI 100.7 FM; Palestine KYYK 98.3 FM; Paris KBUS 101.9 FM\*; Pecos KPTX 98.3 FM\*; Plainview KREW 1400 AM; San Angelo KGKL 960 AM/97.5 FM; San Antonio KJXK 102.7 FM/KZDC 1250 AM; Stanton KNFM 92.3 FM\*; Stephenville KSTV 93.1 FM; Temple TON 1330 AM/100.9 FM; Texarkana KKTK 1400 AM; Tyler KZTK 99.3 FM; Waco KRZI 1660 AM/101.3 FM\*; Wichita Falls KWFS 1290 AM.

**ARKANSAS:** Glenwood KHGZ 670 AM; Hot Springs KHGZ 98.9 FM, Little Rock KABZ 103.7 FM.

**LOUISIANA:** Shreveport KEEL 710 AM.

**NEW MEXICO:** Albuquerque KQTM 101.7 FM; Farmington KTRA 102.1 FM; Hobbs KHOB 1390 AM; Roswell-Artesia-Carlsbad KTZA 92.9 FM.

**OKLAHOMA:** Ardmore KVSO 1240 AM; Bartlesville KWON 1400 AM; Hugo KBUS 101.9 FM\*; Oklahoma City KGHM 1340 AM; Tulsa KTBZ 1430 AM.

\*station serves more than one market

### The Dallas Cowboys Spanish Language Radio Network Cadena de Plata Radio

A tradition of Spanish-language excellence continues with Cadena de Plata, the official voice of the Vaqueros de Dallas. Throughout the great state of Texas, and its growing affiliate base with stations in New Mexico and Mexico City, those who enjoy the passion and drama of Español can follow the action with Victor Villalba (play-by-play), Luis Perez (color) and Carlos Nava (sidelines) during the 2013 season.

**TEXAS:** Abilene KKHR 106.3 FM; Amarillo KXIT 87.7 FM; Boerne KBRN 1500 AM; Dallas/Fort Worth KMVK 107.5 FM; El Paso KAMA 750 AM; McAllen/Brownsville/Rio Grande Valley KVJY 840 AM; Midland/Odessa KTXC 104.7 FM; San Antonio K272EK 102.3 FM.

**NEW MEXICO:** Albuquerque KRZY 105.9 RM/1450 AM; Artesia/Carlsbad KPZE 106.1 FM; Las Cruces KAMA 750 AM.



## Cowboys on Television

### Dallas Cowboys Broadcasting Network



The Dallas Cowboys Broadcasting Network is the television production and syndication unit of the Dallas Cowboys Football Club. Now in its 24th year, the Dallas Cowboys Broadcasting Network produces and distributes some of the most-watched programs in the region – Dallas Cowboys preseason games, weekly programs and specials throughout the year. These programs are televised in Dallas/Fort Worth and over 25 other markets throughout Texas, Arkansas, Louisiana, New Mexico and Oklahoma.

The Cowboys weekly shows during the preseason and regular season keep Dallas Cowboys fans abreast of the latest Cowboys stories making news and of key issues in the National Football League:

#### “Cowboys Special Edition with Jerry Jones”

Cowboys owner/general manager Jerry Jones discusses the hottest topics with different members of the media. The show airs Saturdays at 10:30 p.m. from July 19, 2014 through the postseason on KTVT/CBS11 in Dallas/Fort Worth and at locally scheduled times throughout the Dallas Cowboys syndicated network.

#### “The Jason Garrett Show”

Coach Jason Garrett gives fans an inside look at the team each week. With regularly scheduled visits from Cowboys players and coaches, fans will be able to get a fresh perspective of the team. The show will air Saturdays at 11:00 p.m. from Sept. 6, 2014 through the postseason on KTVT/CBS11 in Dallas/Fort Worth and at locally scheduled times throughout the Dallas Cowboys syndicated network.

#### Dallas Cowboys Postgame Show

Brad Sham and Babe Laufenberg bring you the only show from inside the Cowboys locker room after each game. Player interviews, game highlights and comments from Jason Garrett can be seen Sunday nights at 11:00 p.m. after each and every game on KTVT/CBS11 in Dallas/Fort Worth and at locally scheduled times throughout the Dallas Cowboys syndicated network.

#### Cadena de Plata

With its beginnings in 1995, Cadena de Plata Television, the official voice of the Vaqueros de Dallas en Español, has been a precursor in engaging the growing Spanish-speaking fan of the NFL and the Silver and Blue in the United States. Broadcasting throughout its growing affiliate base stretching across Texas and New Mexico, Cowboys fans who like their coverage in Spanish can participate in pre-season game telecasts. Along with these preseason Spanish language game telecasts, Cadena de Plata produces four (4) one-hour specials throughout the Cowboys season along with training camp updates and a 30-minute weekly show airing in Dallas/Fort Worth on Telemundo-39, Cadena de Plata's television flagship.

### Dallas Cowboys Star Magazine



From offseason to postseason, nobody gives you exclusive, behind-the-scenes coverage of your favorite team like Dallas Cowboys Star Magazine. Get a digital subscription for only \$14.99 and receive 32 exciting issues, including our exclusive Season Review in February, in-depth Draft Guide in April, one-of-a-kind Dallas Cowboys Cheerleaders Swimsuit Issue in June and the special Training Camp Preview in July. Print subscriptions are also available for \$39.95. To subscribe, call 1-877-632-2697 or visit [DallasCowboys.com/star](http://DallasCowboys.com/star) today!

# The Dallas Cowboys – A Championship Tradition

## SUPER BOWL CHAMPIONSHIPS

Pittsburgh Steelers	6
<b>DALLAS COWBOYS</b>	<b>5</b>
San Francisco 49ers	5
Green Bay Packers	4
New York Giants	4
New England Patriots	3
Oakland Raiders	3
Washington Redskins	3

## POSTSEASON GAMES

<b>DALLAS COWBOYS</b>	<b>58</b>
Pittsburgh Steelers	54
San Francisco 49ers	50
Green Bay Packers	49
New York Giants	48
Minnesota Vikings	46
Cle./L.A./St. Louis Rams	43
Oakland/L.A. Raiders	43

## SUPER BOWL APPEARANCES

<b>DALLAS COWBOYS</b>	<b>8</b>
Pittsburgh Steelers	8
Denver Broncos	7
New England Patriots	7
San Francisco 49ers	6
Green Bay Packers	5
Miami Dolphins	5
New York Giants	5
Oakland Raiders	5
Washington Redskins	5

## MOST CONSECUTIVE POSTSEASON APPEARANCES

<b>DALLAS COWBOYS (1975-83)</b>	<b>9</b>
Indianapolis Colts (2002-10)	9
<b>DALLAS COWBOYS (1966-73)</b>	<b>8</b>
Pittsburgh Steelers (1972-79)	8
Los Angeles Rams (1973-80)	8
San Francisco 49ers (1983-90)	8

## POSTSEASON VICTORIES

<b>DALLAS COWBOYS</b>	<b>33</b>
Pittsburgh Steelers	33
Green Bay Packers	30
San Francisco 49ers	29
Oakland Raiders	25
New York Giants	24

## CONSECUTIVE WINNING SEASONS

<b>DALLAS COWBOYS (1966-85)</b>	<b>20</b>
Oakland Raiders (1965-80)	16
San Francisco 49ers (1983-98)	16
Chicago Bears (1930-44)	15
Green Bay Packers (1934-47)	14

## POSTSEASON APPEARANCES

New York Giants	31
<b>DALLAS COWBOYS</b>	<b>30</b>
Green Bay Packers	29
Cle./LA/St. Louis Rams	27
Minnesota Vikings	27
Pittsburgh Steelers	27
Indianapolis Colts	26
Chicago Bears	25

## ALL-TIME REGULAR SEASON WINNING %

Chicago Bears	0.577
<b>DALLAS COWBOYS</b>	<b>0.571</b>
Miami Dolphins	0.565
Green Bay Packers	0.551
Baltimore Ravens	0.550
San Francisco	0.548

38 Seasons of .500-or-better	30 Post Season Appearances	21 Division Titles	16 NFL/NFC Championship Game Finalist	8 NFC Championships	5 Super Bowl Championships
1965					
1966	1966	1966	1966		
1967	1967	1967	1967		
1968	1968	1968			
1969	1969	1969			
1970	1970	1970	1970	1970	
1971	1971	1971	1971	1971	1971
1972	1972		1972		
1973	1973	1973	1973		
1974					
1975	1975		1975	1975	
1976	1976	1976			
1977	1977	1977	1977	1977	1977
1978	1978	1978	1978	1978	
1979	1979	1979			
1980	1980		1980		
1981	1981	1981	1981		
1982	1982		1982		
1983	1983				
1984					
1985	1985	1985			
1991	1991				
1992	1992	1992	1992	1992	1992
1993	1993	1993	1993	1993	1993
1994	1994	1994	1994		
1995	1995	1995	1995	1995	1995
1996	1996	1996			
1998	1998	1998			
1999	1999				
2003	2003				
2005					
2006	2006				
2007	2007	2007			
2008					
2009	2009	2009			
2011					
2012					
2013					





# COMMUNITY



## Community Outreach and the Dallas Cowboys



### GENE AND JERRY JONES FAMILY FOUNDATION

For the past 25 years, Jerry Jones and his family have owned and operated the Dallas Cowboys with a management style that places just as much emphasis on community leadership as it does on the goal of winning the Super Bowl. With the Cowboys organization having enjoyed immense and unprecedented success, the Jones family feels a very strong obligation to take the visibility, energy and celebrity of the world's most powerful sports franchise and channel those dynamic forces towards the bigger purpose of making a difference. Recognized as one of the world's most generous families, the Joneses enlist the talents, skills and resources of all Cowboys players, coaches, cheerleaders and every member of the organization to provide a unique and cutting edge approach to community outreach.

"Any personal contact with an individual member of our organization can provide help for hundreds of people in need," says Jones. "The star on the helmet can move mountains."

**THE MISSION.** In the area of community service, our organization's mission is built upon an overall philosophy of helping those who don't have the strength, the resources or the means to help themselves, with a primary focus on our partnership with The Salvation Army.



## THE SALVATION ARMY

The Dallas Cowboys primary community focus is rooted in the Jones family's longstanding passion for and commitment to The Salvation Army. Since 2010, Cowboys executive vice president and chief brand officer Charlotte Jones Anderson has served as chair of The Salvation Army's National Advisory Board – the first woman to ever hold that distinguished title. Gene and Jerry Jones serve on both The Salvation Army's National Advisory Board and the Dallas County Board. (For a full history of the Jones family's partnership with The Salvation Army, visit [THE\\_ARMY AND THE STAR](http://THE_ARMY_AND_THE_STAR) page on [DallasCowboys.com/community](http://DallasCowboys.com/community).)



### 2013 Red Kettle Campaign

For the past 17 years, the Jones family has dedicated the Cowboys annual Thanksgiving Day halftime performance as a national showcase to kick off The Salvation Army's iconic Red Kettle Campaign. Under the direction of Charlotte Jones Anderson, the Cowboys have produced the annual halftime event and welcomed nationally renowned entertainers from across the musical spectrum. Since the first Red Kettle Kickoff in 1997, the Cowboys have helped the Army raise over \$1.8 billion, reaching over 500 million people in need. The 2013 Red Kettle Kickoff featuring actress and multi-platinum recording artist Selena Gomez raised nearly \$136 million alone.





## Early Thanksgiving with the Cowboys

The week before Thanksgiving, Gene Jones and Charlotte Jones Anderson lead players, cheerleaders, mascot Rowdy and players' and coaches' wives in serving an early Thanksgiving meal to families receiving assistance from The Salvation Army. With help from partners Albertsons and UnitedHealthcare, veteran players and wives serve patrons of the Army's Carr P. Collins Center in Dallas, while rookie players and cheerleaders visit the Army's Mabee Social Services Center in Fort Worth. In 2013, the Early Thanksgiving event marked the official launch of a citywide volunteer initiative called #JFKDAY, commemorating 50 years since President John F. Kennedy's assassination.



## Angel Tree Program & Food Bank Partnership with Bank of America

Every year the entire Cowboys organization is invited to support The Salvation Army's Angel Tree program where-in players, coaches, executives and staff supply toys and necessities for hundreds of Angels in need. The program, which makes Christmas brighter for nearly 60,000 children and special needs senior citizens in the DFW Metroplex alone, is truly a joint effort for the Cowboys – from Cowboys rookie players loading the big red bags onto the Army trucks to Cowboys employees helping distribute them to the Angels' families. For the first time in 2013, the Cowboys teamed up with Bank of America and the North Texas Food Bank to supply 4,000 Angel Tree families with a hardy meal to supplement their gift items, bringing the holiday experience full circle.



## Gene and Jerry Jones Family North Texas Youth Education Town

Thanks to a \$1 million matching donation from the Gene and Jerry Jones Family Arlington Youth Foundation in concurrence with a donation from the NFL, the Gene and Jerry Jones Family North Texas Youth Education Town (the "YET") officially opened its doors at The Salvation Army Arlington Corps in October 2013. The YET, which took more than two years to complete, is the legacy project of Super Bowl XLV, providing educational, athletic and arts programs and countless other services to hundreds of Arlington youth and their families. The Jones family was joined by several distinguished guests in celebrating the center's grand opening, including NFL Commissioner Roger Goodell, National Commander of The Salvation Army Commissioner David Jeffrey, Arlington Mayor Robert Cluck and Cowboys Hall of Fame running back and chairman of the YET Advisory Board Emmitt Smith.



## Disaster Relief

When disaster strikes, The Salvation Army is often the first on the scene to offer food, shelter, clothing, spiritual comfort and more. The Cowboys are proud to have assisted the Army in their relief efforts in the DFW Metroplex and beyond, most recently after deadly tornadoes struck two nearby Texas towns – Granbury and Cleburne – as well as Moore, Oklahoma in spring 2013. The Cowboys partnered with CBS 11 and Albertsons Market to take donations through phone banks and at the grocer's registers, raising thousands of dollars in record time. The Cowboys also supported The Salvation Army's relief efforts through a \$100,000 donation after a fertilizer plant explosion devastated West, Texas, killing 15 citizens and injuring 160, in April 2013. In June, wide receiver Terrance Williams and Dallas Cowboys Cheerleaders teamed up with the Army, Baylor University and CenTex Pee Wee Football League to provide a free one-day football and cheer clinic for youth affected by the tragedy.



## Reliant Home Run Derby benefitting The Salvation Army

For the third year running, Cowboys players led by head coach Jason Garrett participated in Reliant's Home Run Derby charity baseball competition in May 2014. At Globe Life Park in Arlington, home of the Texas Rangers, Garrett along with Barry Church, Jason Witten, DeMarco Murray, Dez Bryant, Brandon Carr, Bruce Carter, Tyron Smith and Doug Free hit enough balls out of the park to raise \$50,000 for the Gene and Jerry Jones Family North Texas Youth Education Town (the YET) at the Salvation Army Arlington Corps. Rookie players also joined the event, shagging balls in the outfield and hanging out with children from the YET.



## The Salvation Army DFW Metroplex Command's 125th Anniversary

In October 2013, it was announced that Gene and Jerry Jones and former President George W. Bush and former First Lady Laura Bush were named honorary chairs of The Salvation Army DFW Metroplex Command's 125th anniversary celebration, with Charlotte Jones Anderson appointed as its chair. The yearlong celebration kicked off in November with the annual Doing the Most Good Luncheon in Dallas, featuring President Bush as a surprise speaker and musical entertainment by country music legend Wynonna Judd. Anderson will continue to oversee events surrounding the 125th anniversary through 2014, including the Most Good 5K & Obstacle Race and the Most Good Music Festival, as well as lead the effort to recruit new corporate partners for the Army.



## The Salvation Army Echelon

The Jones family supports their local chapter of Echelon – the national young adult auxiliary of The Salvation Army founded in Dallas in 2012 – and Echelon's mission of mobilizing the next generation of Salvation Army supporters by covering the membership dues of all eligible Dallas Cowboys employees. Gene Jones and Charlotte Jones Anderson joined former First Lady Laura Bush and her daughters Jenna Bush Hager and Barbara Bush in serving as honorary chairs of Echelon's 30M Gala – named in honor of the 30 million people The Salvation Army serves annually – in May 2014. To learn more about Echelon, visit [salvationarmyechelon.org](http://salvationarmyechelon.org).



## DALLAS COWBOYS-NFL PLAY 60

Since 2007, the Dallas Cowboys have partnered with the NFL to promote PLAY 60, a national youth health and wellness campaign focused on ending childhood obesity by encouraging kids to eat nutritiously and be active at least 60 minutes of every day. (For more information on the Cowboys' PLAY 60 youth programs, visit the PLAY 60 page at [DallasCowboys.com/community/youth.html](http://DallasCowboys.com/community/youth.html).)

### Dallas Cowboys PLAY 60 Team

The Cowboys work with The Salvation Army each year to select 11 deserving youth for the Dallas Cowboys PLAY 60 Team. The 11 team members are chosen based on their commitment to playing and being active for at least 60 minutes of every day, as well as their demonstration of the Army's five core values: Passion, Compassion, Bravery, Uplifting Spirit and Trustworthiness. The 2013 team members were presented their official PLAY 60 jerseys during a special recognition ceremony at Valley Ranch and invited to be the Cowboys sideline guests during pregame festivities on Thanksgiving Day.





## Fuel Up to Play 60

Fuel Up to Play 60 is a free and fun nutrition and physical activity program – the largest in-school health and wellness program in the country – that empowers students to take charge of their health by making small, everyday changes within their schools. Created by the NFL and the National Dairy Council, in collaboration with the U.S. Department of Agriculture, the program includes grant opportunities of up to \$4,000 annually for schools, a Playbook with strategies for healthy eating and physical activity and a student ambassador program. The Fuel Up to Play 60 program continues to expand as partners become increasingly dedicated to raising awareness for the connection between students' good health and performance in school. Most recently, Cowboys players Sean Lee, Jason Witten and George Selvie assisted Dairy MAX, the team's local Dairy Council partner and local facilitator of Fuel Up to Play 60, in promoting National School Breakfast Week in March 2014, encouraging students to start their day with a healthy breakfast in order to improve academic performance, attendance and overall behavior. Visit [fueluptoplay60.com](http://fueluptoplay60.com) to learn more.



## Fuel Up to Play 60 / Healthy Zone School Recognition Program Collaboration

Thanks to the vision of Charlotte Jones Anderson, the Cowboys hosted a press conference at AT&T Stadium in February 2014 announcing an unprecedented collaborative effort to improve youth health and wellness across the country. The effort brings together the Cowboys, the NFL, the GENYOUth Foundation, Dairy MAX and their Fuel Up to Play 60 program with the United Way of Metropolitan Dallas, The Cooper Institute® and their Healthy Zone School Recognition Program®. It was announced that the Arlington Independent School District was selected as the project's pilot and thus will be the first to benefit from the synergies between Fuel Up to Play 60's ability to motivate students and the Healthy Zone School program's ability to motivate schools. AT&T Stadium is set to host GENYOUth's 2014 Nutrition + Physical Activity Learning Connection Summit & Expo in July – a forum bringing together Fuel Up to Play 60 youth ambassadors and adult thought leaders from across the country – at which time the project's partners will be acknowledged and provide an update on the project's status.



## NFL PLAY 60 FITNESSGRAM® Project

Since 2009, the NFL has partnered with The Cooper Institute® – a worldwide leader in preventive medicine research – to supply each of the league's 32 member clubs with FITNESSGRAM licenses to distribute to local schools and community organizations. Developed in 1982 by The Cooper Institute, FITNESSGRAM is the nation's leading tool in assessing and tracking student fitness levels, mandated in the state of Texas and recently adopted by the Presidential Youth Fitness Program. The Cowboys work with The Cooper Institute locally by hosting a private training at AT&T Stadium for the team's FITNESSGRAM site leaders and by promoting the tool through events like Dallas Cowboys Rookie Club appearances. Most recently in 2104, the Rookie Club visited Pantego Christian Academy in Arlington to congratulate the school's physical educator on being named the Cowboys FITNESSGRAM champion for her outstanding dedication to the project.



## PLAY 60 Challenge

Each year the Cowboys team up with the American Heart Association, Reliant Energy and Fuel Up to Play 60 to kick off the PLAY 60 Challenge Powered by Reliant – a free program downloadable online wherein students are "challenged" to document their 60 minutes of physical activity each day in the Student Planner and teachers are encouraged to help by incorporating physical activity in the classroom for six weeks. The 2013 PLAY 60 Challenge kickoff event took place at Carter Junior High School in Arlington and featured special appearances by cornerback Brandon Carr, mascot Rowdy and Arlington Mayor Robert Cluck.



## PLAY 60 Super School

PLAY 60 Super School is a contest launched during the NFL's Back to Football month. Schools compete by submitting three essays describing how they will encourage teachers and students to show their Cowboys pride, incorporate football in their lesson plans and implement the PLAY 60 philosophy and programming into their academic year. A winning school is selected from each NFL team market and awarded a \$10,000 grant to improve health and wellness programming and equipment. As is tradition, tight end Jason Witten congratulated the Cowboys 2013 PLAY 60 Super School – Rasor Elementary School in Plano, Texas – with a pep rally, check presentation and outdoor fitness clinic for a few lucky students.



check presentation and outdoor fitness clinic for

## Dallas Cowboys PLAY 60 Fitness Zones

The Cowboys are set to open two new Dallas Cowboys PLAY 60 Fitness Zones in 2014 – one at The Salvation Army Plano Corps and a second at the Boys & Girls Club of Frisco in conjunction with Cowboys community partner UnitedHealthcare. The Fitness Zones, which are intended to give youth new and safe spaces to play, come fully loaded with fitness equipment and a Kinect for XBOX 360 interactive gaming system designed to get kids up and moving (even in inclement weather!). To date, Cowboys Fitness Zones have been installed at the Boys & Girls Club of Arlington, the Gene and Jerry Jones Family North Texas Youth Education Town at The Salvation Army Arlington, Grand Prairie Boys & Girls Club, The Salvation Army Mabee Center in Fort Worth, the Boys & Girls Club at Uplift Education Williams Prep and Nexus Recovery Center, a Dallas nonprofit that serves women and girls undergoing substance abuse treatment and offers programming and care for their children.



## Hometown Huddle PLAY 60 Fitness Clinic

Since 1999, the Cowboys have partnered with the NFL to support the United Way's effort to improve childhood health through a league-wide day of community service called Hometown Huddle. During the 2013 Hometown Huddle event, Cowboys players joined the United Way of Metropolitan Dallas and United Way of Tarrant County in hosting a PLAY 60 fitness clinic for students of Frisco Independent School District's Anderson Elementary. The school was presented a \$2,500 grant on behalf of the Jones Family Foundation to improve physical education equipment, as was the Boys & Girls Clubs of Arlington to improve its health and wellness programing.



to improve its health and wellness programing.

# YOUTH FOOTBALL & CAMPS

## Camp Cowboys

Camp Cowboys is the team's premiere summertime youth football instruction camp offered in multiple North Texas locations for players of any skill level, ages 7 to 15. In a three- or five-day session, campers participate in non-contact football drills, games and player evaluations led by USA Football-certified staff. Campers also receive two tickets to a Cowboys preseason game, exclusive camp gear and (for five-day campers) the opportunity to meet a Cowboys player. Seven Camp Cowboys sessions are scheduled for summer 2014. Visit [DallasCowboys.com/camps](http://DallasCowboys.com/camps) to learn more.





## Camp DCC

Camp DCC is a three- or five-day dance and cheer program for youth, ages 6 to 16, taught by the world-famous Dallas Cowboys Cheerleaders. Campers learn dance routines from America's Sweethearts themselves, as well as lessons in team spirit, self-confidence, health and fitness and technical style. Campers also receive two tickets to a Cowboys preseason game and the opportunity to participate in a halftime performance as a Junior DCC. Six Camp DCC sessions are scheduled for summer 2014. Visit [DallasCowboys.com/camps](http://DallasCowboys.com/camps) to learn more.



## Dallas Cowboys U High School Football Camp

The third annual Dallas Cowboys U high school football camp was held in June 2014 at the team's Valley Ranch training facility. The Cowboys invited football coaches from 58 schools representing nine North Texas school districts to select a number of deserving players from their teams to participate who may not otherwise have the opportunity to experience such an impactful day. In what has become tradition, the 160 campers were divided into eight teams for a round-robin 7-on-7 tournament and coached by Cowboys players, while Cowboys coaches served as the tournament's officials. At the day's end, participants heard from head coach Jason Garrett and several Cowboys players on their stories of hard work, perseverance and the road to success.



## Dallas Cowboys Gatorade Junior Training Camp

Dallas Cowboys Gatorade Junior Training Camp is a complimentary grassroots football instruction clinic for students, both boys and girls, ages 7 to 14, held on site at school. A Cowboys staff member, mascot Rowdy and volunteers run students through a variety of drills and promote the PLAY 60 philosophy of getting 60 minutes of physical activity in each day. The Cowboys hosted camps for nearly 8,000 children in the 2013-14 academic year. Visit the Youth Programs page on [DallasCowboys.com](http://DallasCowboys.com) for information on scheduling a camp.



## Coach of the Week

Over the last 19 years, the Cowboys have provided nearly 200 grants totaling nearly \$300,000 to local high school football programs through the Dallas Cowboys Coach of the Week initiative. In 2013, the team partnered with the Texas Army National Guard to honor 10 North Texas high school football coaches during a pregame ceremony at AT&T Stadium. In recognition of their positive impact on their teams, schools and community, the honorees received a \$2,000 grant on behalf of the Jones Family Foundation for each of their respective football programs.



### Coaches Clinic

Less than 24 hours before departing to training camp in Oxnard, California, the Dallas Cowboys coaching staff conducted a one-day teaching clinic for nearly 500 youth and middle school football coaches from across the region at AT&T Stadium in July 2013. The clinic, which participants attended for free on behalf of the Jones Family Foundation, featured presentations from each Cowboys coach as well as remarks from Jerry Jones, Jason Garrett and Cowboys alumni and Heads Up Football ambassador Tony Casillas. Participants received complimentary breakfast and lunch, a ball cap, t-shirt, two tickets to a Cowboys preseason game and a USA Football coaches' manual with a code to become Heads Up Football-certified for free.



### Partnership with USA Football

The Cowboys are proud to support USA Football – the official youth football development partner of the NFL and its 32 teams – through numerous initiatives. In 2013, the Cowboys hosted the North Texas Leadership Forum at the team's Valley Ranch training facility where local youth football league leaders and coaches were invited to network, swap best practices and learn about USA Football's latest efforts to make football a safer game, most notably through the Heads Up Football program. The team also hosted a USA Football Protection Tour, a one-day clinic designed to teach players and parents the importance of proper equipment fitting, tackling techniques and concussion awareness, at AT&T Stadium. In February 2014, AT&T Stadium hosted USA Football's National Signing Day Breakfast with remarks from Cowboys executive vice president and chief brand officer Charlotte Jones Anderson. Participants of the USA team signed their college letters of intent and later played in the International Bowl against Canada. To learn more about USA Football and its commitment to making football a better, safer game, visit [USAFootball.com/HeadsUp](http://USAFootball.com/HeadsUp).



### NFL Foundation

In December 2012, NFL Commissioner Roger Goodell appointed Cowboys executive vice president and chief brand officer Charlotte Jones Anderson as chair of the newly-formed NFL Foundation – the first woman to ever lead the charitable foundation of a major sports league. In this position, Anderson oversees what was formerly NFL Charities and the NFL Youth Football Fund and its awarding of more than \$23 million in grants annually to support youth and high school football programs, player health and safety efforts and community outreach initiatives. Visit [NFLfoundation.org](http://NFLfoundation.org) to learn more.



## YOUTH OUTREACH

### Holiday Hospital Visits

Under the guidance of Gene Jones, the entire Cowboys team has conducted annual Christmas visits to local children's hospitals for the past 25 years. During the 2013 visits to four area hospitals, Cowboys players and cheerleaders delivered "game socks" loaded with Cowboys goodies and toys courtesy of the team and the UnitedHealthcare Children's Foundation to nearly 800 children seeking treatment over the holiday season.





## Make-A-Wish

Since 1992, the Cowboys have partnered with the Make-A-Wish Foundation of North Texas to grant nearly 200 wishes of youth from 39 different states. These "Wish Kids" – youth suffering from a variety of life-threatening illnesses – are invited to tour the team's Valley Ranch training facility, watch practice and meet their favorite players before coming to AT&T Stadium with their families to be the Cowboys VIP guest during a home game.



## Happy Hill Farm Academy Home

The Cowboys continue to play a large role in raising annual operating funds for Happy Hill Farm Academy Home – a home and school for at-risk youth in Granbury, Texas. Home of the Dallas Cowboys Courage House, Happy Hill Farm is the beneficiary of the Cowboys annual Kickoff Luncheon, as well as the Dallas Cowboys Family Cookbook presented by the Dallas Cowboys Women's Association.



## Children's Cancer Fund Luncheon and Fashion Show

As is a longstanding tradition, the Cowboys were proud to participate in the 26th annual Children's Cancer Fund Luncheon and Fashion Show in April 2014. Each year Cowboys legends Roger Staubach and Troy Aikman serve as the event's honorary chairs; they were joined this year by current Cowboys Jason Witten, DeMarco Murray and Brandon Carr and Dallas Cowboys Cheerleaders serving as escorts for the pediatric cancer patients and survivors on the runway. The event raised \$483,000 for children's cancer research at Children's Medical Center in Dallas while creating a positive experience for 40 children undergoing cancer treatment.



## Gene and Jerry Jones Family Arlington Youth Foundation

As part of their commitment to the City of Arlington, Texas – home of AT&T Stadium – the Jones family has pledged to donate \$16.5 million to organizations supporting Arlington youth over 33 years through the Gene and Jerry Jones Family Arlington Youth Foundation. The foundation's mission is to enhance the quality of life for Arlington youth by funding programs and facilities dedicated to sports, recreation and education while working to foster the growth and empowerment of the community through matching grants. Visit the Arlington Youth Foundation page on [DallasCowboys.com/community](http://DallasCowboys.com/community) to learn more.



## BREAST CANCER AWARENESS

The Cowboys partner with Susan G. Komen for the Cure® to support Breast Cancer Awareness Month through the campaign known as “iPromise” every year. The iPromise campaign – named in honor of Komen founder Nancy Brinker’s book *Promise Me* – was launched in 2010 when the Jones family committed \$1 million annually in promotional assets to Komen, highlighted by the creation of a co-branded iPromise merchandise line. HOPE! FIGHT! CURE! was the theme of the 2013 campaign, as fans and supporters were asked to HOPE! by getting educated about breast health, FIGHT! by participating with TEAM COWBOYS in the Komen Dallas County Race for the Cure® and CURE! by purchasing iPromise merchandise, with 10 percent of its proceeds going towards breast cancer research. The Breast Cancer Awareness Month dedicated game featured HOPE! FIGHT! CURE! PSAs, Komen kiosks to register for Race for the Cure on the plazas, pink accents on the uniforms of players, cheerleaders and officials and a special halftime show with more than 250 breast cancer survivors and co-survivors taking the field to form two giant pink awareness ribbons.



### TEAM COWBOYS

A key component to the Cowboys partnership with Susan G. Komen is participation in the Komen Dallas County Race for the Cure. Every year the Jones Family Foundation supports the cause by underwriting the registration costs of all full-time Cowboys staff members to participate, but for the first time in 2013, TEAM COWBOYS was open to all fans and supporters. Participants who registered TEAM COWBOYS received the opportunity to purchase the Cowboys exclusive HOPE! FIGHT! CURE! race t-shirt, attend a pre-race rally with complimentary breakfast and prizes and walk or run with Cowboys employees and family members in the 5K. Cowboys players and cheerleaders lent their support prior to the race by attending Komen’s drive-thru registration event, encouraging passersby to participate with TEAM COWBOYS.



## MILITARY SUPPORT

### Salute to Service Game

The Cowboys partnered with the NFL once again in the 2013 season to activate the annual Salute to Service campaign, honoring members of the military both past and present. During a November home game in recognition of Veteran’s Day, the Cowboys saluted servicemen and women through special Salute to Service signage and gear on the field and on the uniforms of players and coaches, and through special flag, National Anthem and halftime presentations honoring veterans of World War II, Korea, Vietnam, Iraq and Afghanistan. Executive vice president and chief brand officer Charlotte Jones Anderson also presented three \$56,000 grants on behalf of the Jones Family Foundation to the USO Dallas Fort Worth, Wounded Warrior Project and the Military Warrior Support Foundation.



Also part of the Salute to Service campaign, the NFL Foundation once again donated \$100 to each of its nonprofit military partners – the Pat Tillman Foundation, USO and Wounded Warrior Project – for every point scored during each of its 32 clubs’ Salute to Service dedicated games, totaling \$455,700 in the 2013 season. To learn more about the NFL’s Salute to Service activation, visit [nfl.com/salute](http://nfl.com/salute).



## Veterans Outreach

In honor of Veteran's Day and the Salute to Service campaign, Cowboys players George Selvie, Caesar Rayford, Cameron Lawrence and Edgar Jones visited approximately 30 veterans at The Salvation Army's Carr P. Collins Center in Dallas in November 2013. The players, several of whom grew up in military families, shared meaningful conversation and played cards, chess and checkers with the veterans before surprising them with a \$5,000 grant on behalf of the Jones Family Foundation to support The Salvation Army's Veterans Program. The program helps men and women who have been honorably discharged from the military recover from homelessness and get back on their feet, providing shelter, clothing, meals, transportation assistance, career and life skills building services for over 300 veterans annually.



## Training Camp in Oxnard, California

During summer training camp in Oxnard, California, the Cowboys provide military families of nearby naval bases and military installations – notably the Naval Base Ventura County at Point Mugu – special opportunities to interact with the team, including a private meet and greet with base personnel as the team's plane arrives for camp. Additionally, the Cowboys frequently host military groups at practice and invite children of military families to participate in special Camp Cowboys youth football clinics and the Dallas Cowboys Cheerleaders Camp DCC.



## Dallas Cowboys Cheerleaders USO Tours

The world famous Dallas Cowboys Cheerleaders organization – America's Sweethearts – is completely subsidized by the club for the primary purpose of spreading goodwill on a local, national and international platform. Aside from their obvious game day presence and numerous local community appearances, the Dallas Cowboys Cheerleaders have participated in USO visits to troops stationed overseas in more than 200 locations since their first tour on Christmas Day 1979. In December 2013, the cheerleaders completed their 77th USO tour, visiting troops stationed in South Korea and for the first time, bringing along the Cowboys youth programs staff to assist with hosting a number of youth cheer and football clinics for children of military families.



In August 2013, The American Legion honored the Dallas Cowboys Cheerleaders with the 2013 Distinguished Service Medal at the 95th National Convention in Houston. The prestigious award – previous recipients including presidents George W. and George H.W. Bush and Gen. Colin Powell – was presented to the DCC, director Kelli Finglass and choreographer Judy Trammell by National Commander James E. Koutz in recognition of the cheerleaders' more than 30 years of dedicated community service and support of the military.

# HISPANIC OUTREACH

The Cowboys long history of supporting Hispanic outreach initiatives starts at the very top of the organization. In November 2002, Jerry Jones' appreciation for Hispanic culture earned him the title of "Honorary Mariachi" at the Mariachi Vargas Extravaganza in San Antonio, Texas. The event's organizers selected Jones because of his love of Latin culture, his contributions to education and the diverse fan base he represents as owner of the Cowboys.

## Hispanic Heritage Month

Since 2006, the Cowboys have dedicated one home game annually to celebrating Hispanic Heritage Month and the rich culture and contributions of their many Hispanic loyal fans. With help from partner Telemundo, the atmosphere of the 2013 Hispanic Heritage Month game was enriched with elements of Hispanic culture, including a special presentation of Latin American flags and performances by ballet folklórico and mariachi groups from the Dallas and San Antonio areas as well as appearances by local Telemundo personalities.



## NFL Hispanic Heritage Leadership Award

During the 2013 Hispanic Heritage Month dedicated game, the Cowboys teamed up with Telemundo to select and honor the Cowboys third annual NFL Hispanic Heritage Leadership Award recipient. The honoree, local businessman, philanthropist and Venezuela native Carlos Branger, was presented a \$2,000 grant for St. Jude Children's Hospital on his behalf, provided by the Gene and Jerry Jones Family Foundation.



## PLAY 60 Hispanic Youth Outreach

During Hispanic Heritage Month, the Cowboys focus their community outreach efforts on predominantly Hispanic youth. In 2013, the Dallas Cowboys Rookie Club teamed up with Fuel Up to Play 60 and Hunger Busters – a Dallas nonprofit dedicated to providing a much-needed third meal to food-insecure children – to encourage healthy eating and distribute healthy meals to the predominantly Hispanic students at Botello Elementary School in Dallas. The Cowboys also chose the predominantly Hispanic Carter Junior High School in Arlington to be the kickoff location for the team's 2013 PLAY 60 Challenge with Brandon Carr.



For the first time in July 2013, the Cowboys partnered with the Muñoz Agency to host the NFL PLAY 60 Character Camp at AT&T Stadium. The two-day camp reached approximately 300 boys and girls ages 9 to 13, the majority of whom were of Hispanic descent. The goal of the Character Camp was to introduce young participants to the fundamentals of football while emphasizing the PLAY 60 philosophy of getting 60 minutes of exercise in per day and reinforcing the importance of character in sports and life.



# FAN ENGAGEMENT & VOLUNTEERISM

## Dallas Cowboys Rookie Club presented by UnitedHealthcare

The Dallas Cowboys Rookie Club is an annual outreach initiative designed to introduce the team's newest members to the importance of giving back to the North Texas community. Presented by UnitedHealthcare, the 2013 Rookie Club participated in numerous community service projects and appearances, including at Texas Scottish Rite Hospital for Children, the North Texas Food Bank, the Brady Center for senior citizens and a number of local elementary schools. The 2014 Rookie Club has already visited Pantego Christian Academy in Arlington promoting PLAY 60 FITNESS-GRAM®, assisted in Reliant's Home Run Derby benefitting The Salvation Army and is scheduled to make several more community appearances this fall.



## Community Quarterback Award

Since its inception in 2000, the Dallas Cowboys Community Quarterback Award has recognized dozens of North Texas individuals for their above and beyond volunteerism while providing nearly a quarter-million dollars in grants to the nonprofit organizations they serve. In a special press conference at Valley Ranch, the Cowboys announced Aaron Stehsel the 2013 Community Quarterback Award winner and presented him with a \$10,000 grant for the nonprofit Family Gateway during a pregame ceremony on the field at AT&T Stadium. Two runners-up were given \$2,500 grants for their nominating charities, and seven finalists were granted \$500 for each of their charities. For information on the 2014 Community Quarterback Award, visit the Outreach Campaigns page on [DallasCowboys.com/community](http://DallasCowboys.com/community).



## Employee Volunteerism

When it comes to community outreach, the Jones family enlists the talents, skills and resources of every member of the Dallas Cowboys organization to make a difference, including front office employees. In 2013, Cowboys employees helped to build a playground for children of the Gene and Jerry Jones Family North Texas Youth Education Town, package meals for families served by the North Texas Food Bank, distribute gift items to Salvation Army Angel Tree program participants, ring Red Kettle bells and more.



## Draft Day Party at AT&T Stadium

Every year the Cowboys invite fans to attend a fun and free fan appreciation party at AT&T Stadium in honor of the first day of the NFL Draft. Draft coverage is shown on screens throughout the venue while fans may participate in PLAY 60 football clinics on the field, watch talent like the Cowboys Rhythm & Blue Dancers and shop Cowboys merchandise. Fans also have the opportunity to take photos with the Dallas Cowboys Cheerleaders and receive autographs from both former and current Dallas Cowboys players.



## Silver and Blue Debut

The Silver and Blue Debut is an opportunity for fans to get a first look at their Dallas Cowboys football team prior to the season's kickoff at AT&T Stadium. The open practice is free to the public and features appearances by the Dallas Cowboys Cheerleaders, mascot Rowdy and former Cowboys players.



## Taste of the NFL: The Ultimate Cowboys Tailgate Party

In May 2014, the Dallas Cowboys along with former players Daryl Johnston, Preston Pearson and Chad Hennings joined Abacus executive chef and proprietor Kent Rathbun in hosting the 10th annual Taste of the NFL: The Ultimate Cowboys Tailgate Party benefitting the North Texas Food Bank. Presented by Nationwide Insurance, the legendary tailgate party held at the Glass Cactus Nightclub at the Gaylord Texan Resort featured a silent and live auction along with culinary creations from 18 of the area's hottest restaurant chefs. Since the fundraiser's inception in 2005, more than 4.8 million meals have been provided to hungry North Texas children with 100 percent of the event proceeds helping distribute food through the Food Bank's member agencies and feeding programs.



## The United Way of Metropolitan Dallas 90th Anniversary

Starting in 2014, the United Way of Metropolitan Dallas will celebrate 90 years of service through a year-long celebration and series of community service projects called "Nine for 90." Co-chaired by Charlotte Jones Anderson and Troy Aikman, the celebration will culminate with a private concert and gala called "Live United. Forever." at AT&T Stadium in February 2015. The "Nine for 90" community service projects will be spearheaded by the nine Cowboys players who have appeared in United Way PSAs over the years: Roger Staubach, Ed "Too Tall" Jones, Charlie Waters, Tony Dorsett, Randy White, Emmitt Smith, Darren Woodson, Jason Witten and Aikman.



## Dallas Cowboys Women's Association

The Dallas Cowboys Women's Association – an organization of players', coaches' and executives' wives and significant others – works on behalf of the team to make a difference in the North Texas community. Since 2008, the group has raised more than \$500,000 for local non-profits, including the SPCA of Texas, Family Gateway, the Muscular Dystrophy Association and more. In 2013, the group hosted a charity fashion show that featured Women's Association members walking the runway next to professional models in the styles of up-and-coming fashion designer Nha Khan. The private event raised more than \$30,000 to assist women and single mothers struggling with addiction. Additionally, the Women's Association joins Mrs. Gene Jones and Cowboys players each year in serving an early Thanksgiving Day meal at The Salvation Army; hosting a "Christmas of Giving" for women and children who have escaped domestic violence at the Family Place; raising awareness for breast cancer screening; and visiting with sick children at Texas Scottish Rite Hospital for Children.





## Dallas Cowboys Legends

The Cowboys celebrate the team's storied history by integrating the team's former players into their year-round community outreach efforts and game day experience at AT&T Stadium. The Dallas Cowboys Legends program encompasses the great tradition that is the Dallas Cowboys into fan engagement, player mentorship, community programming and appearances. In 2013, Cowboys Legends members helped the Cowboys support a variety of organizations, including the Children's Cancer Fund, North Texas Food Bank, Fuel Up to Play 60, Susan G. Komen for the Cure, The Salvation Army and more.



### PLAYER COMMUNITY BIO GLOSSARY

#### NFL United Way Hometown Huddle

A league-wide day of community service, where players from all 32 NFL teams participate in a variety of outreach activities on the same day.

#### Dallas Cowboys Rookie Club Presented by UnitedHealthcare

A program designed to introduce rookie team members to the importance of community service. Over the last 13 years, rookie players have participated in monthly charity visits during the season to various non-profit organizations serving children and adults.

#### The Salvation Army Angel Tree

Cowboys players, coaches and front office staff annually participate in The Salvation Army Angel Tree program – an opportunity to adopt underprivileged children during the Christmas holiday to purchase gifts which they might not otherwise receive.

#### The Salvation Army Early Thanksgiving Meal

Due to the team's traditional Thanksgiving Day football game, the Dallas Cowboys annually serve an "early" Thanksgiving Day meal to underprivileged men, women and children at The Salvation Army Carr P. Collins Social Service Center. In 2012, the team added a second location to their outreach and also served clients at The Salvation Army's Mabee Social Service Center in Fort Worth.

#### Children's Cancer Fund Fashion Show

Each spring, Dallas Cowboys players walk the runway in the annual Children's Cancer Fund Fashion Show chaired by Roger Staubach and Troy Aikman. The players serve as celebrity escorts for youth-models who have been stricken with cancer.

#### American Diabetes Association Stars of Texas Racing Against the Odds

Dallas Cowboys players hit the oval to help raise funds for diabetes research every spring at Lone Star Park. Hosted by *Fort Worth Star-Telegram* columnist and radio personality Randy Galloway, Racing Against the Odds takes the players to the horse track for a night of food, auction, raffles and racing.

#### Taste of the NFL: The Ultimate Cowboys Tailgate Party

Benefits the North Texas Food Bank, raises money to provide hundreds of thousands of meals to hungry children in North Texas, hosted by current and former players, along with Kent Rathbun of Abacus Restaurant (Dallas).

#### Dallas Cowboys Kickoff Luncheon

An annual luncheon offering fans the first official look at the Dallas Cowboys regular season squad which benefits Happy Hill Farm Academy and Home – a residential school for at-risk children – and home of the Dallas Cowboys Ed Block Courage House.

#### Dallas Cowboys Family Cookbook

The Dallas Cowboys Family Cookbook serves as a major revenue source for Happy Hill Farm Academy and Home, a non-profit academy that houses and educates abused and neglected children.

#### Holiday Hospital Visits

Under the enthusiastic guidance of Gene Jones, who serves as a member of the board of trustees for Children's Medical Center Dallas, the entire Cowboys team has conducted annual Christmas visits to local children's hospitals in each of the past 25 years. The holiday visitation program, which involves not only every player, but also the Dallas Cowboys Cheerleaders, extends to four different hospitals throughout Dallas and Fort Worth.

#### Cowboys NFL Draft Day Fan Appreciation Party

Every spring, the Dallas Cowboys host a fan appreciation event which corresponds with NFL Draft Day. Players and cheerleaders attend to thank fans for their support by signing autographs, posing for photos and celebrating those new team members chosen through the draft process.

#### Dallas Cowboys U - High School Football Camp

The Dallas Cowboys annually host 160 underserved student-athletes to a one-day camp at the team's training facility. The entire Dallas Cowboys roster and coaching staff works with the youth to provide one-on-one football instruction and discuss important off-the-field life-skills topics. During the event, Cowboys players coach the high school athletes in round robin 7-on-7 games, while the team's coaching staff officiated the tournament.



For the past 25 years, Gene Jones has led Dallas Cowboys players and cheerleaders in conducting annual visits to local children's hospitals during the holiday season.



The 2013 Dallas Cowboys Rookie Club gets dressed up for a "Healthy Halloween" PLAY 60 football clinic for local elementary school students at Hall's Pumpkin Farm in Grapevine.



Actress and multi-platinum recording artist Selena Gomez performs during the nationally televised halftime of the 2013 Dallas Cowboys Thanksgiving Day game to kickoff The Salvation Army's Red Kettle fundraising campaign.





# 2013 Final Standings

## AMERICAN FOOTBALL CONFERENCE

### East Division

	W	L	T	Pct.	Pts.	OP
* New England	12	4	0	.750	444	338
N.Y. Jets	8	8	0	.500	290	387
Miami	8	8	0	.500	317	335
Buffalo	6	10	0	.375	339	388

### North Division

	W	L	T	Pct.	Pts.	OP
* Cincinnati	11	5	0	.688	430	305
Pittsburgh	8	8	0	.500	379	370
Baltimore	8	8	0	.500	320	352
Cleveland	4	12	0	.250	308	406

### South Division

	W	L	T	Pct.	Pts.	OP
* Indianapolis	11	5	0	.688	430	305
Tennessee	7	9	0	.438	362	381
Jacksonville	4	12	0	.250	247	449
Houston	2	14	0	.125	276	428

### West Division

	W	L	T	Pct.	Pts.	OP
* Denver	13	3	0	.813	606	399
# Kansas City	11	5	0	.688	430	305
# San Diego	9	7	0	.563	396	348
Oakland	4	12	0	.250	322	453

\* Division Champion; # Wild Card Team

## NATIONAL FOOTBALL CONFERENCE

### East Division

	W	L	T	Pct.	Pts.	OP
* Philadelphia	10	6	0	.625	442	382
Dallas	8	8	0	.500	439	432
N.Y. Giants	7	9	0	.438	294	383
Washington	3	13	0	.188	334	478

### North Division

	W	L	T	Pct.	Pts.	OP
* Green Bay	8	7	1	.531	417	428
Chicago	8	8	0	.500	445	478
Detroit	7	9	0	.438	395	376
Minnesota	5	10	1	.344	391	480

### South Division

	W	L	T	Pct.	Pts.	OP
* Carolina	12	4	0	.750	366	241
# New Orleans	11	5	0	.688	414	304
Atlanta	4	12	0	.250	353	443
Tampa Bay	4	12	0	.250	288	389

### West Division

	W	L	T	Pct.	Pts.	OP
* Seattle	13	3	1	.813	417	231
# San Francisco	12	4	0	.750	406	272
Arizona	10	6	0	.625	379	324
St. Louis	7	9	0	.438	348	364

## 2013 NFL POSTSEASON AT A GLANCE

(home team in caps)

### AFC Wild Card Playoff Games

Kansas City 44, INDIANAPOLIS 45  
San Diego 27, CINCINNATI 10

### AFC Divisional Playoff Games

Indianapolis 22, NEW ENGLAND 43  
San Diego 17, DENVER 24

### AFC Championship Game

New England 16, DENVER 26

### NFC Wild Card Playoff Games

New Orleans 26, PHILADELPHIA 24  
San Francisco 23, GREEN BAY 20

### NFC Divisional Playoff Games

New Orleans 15, SEATTLE 23  
San Francisco 23, CAROLINA 10

### NFC Championship Game

San Francisco 17, SEATTLE 23

### Super Bowl XLVII at New York/New Jersey

Seattle (NFC) 43, DENVER (AFC) 8

### AFC-NFC Pro Bowl at Aloha Stadium, Honolulu, Hawaii

Team Rice 22, TEAM SANDERS 21



## 2014 NATIONAL FOOTBALL LEAGUE SCHEDULE

(All Times Eastern. \* Sunday night games in Weeks 11-16 subject to change)

<b>THURSDAY, SEPTEMBER 5 (WEEK ONE)</b>		Buffalo at Detroit.....	1:00
Green Bay at Seattle.....	8:30	Baltimore at Indianapolis.....	1:00
<b>SUNDAY, SEPTEMBER 7</b>		Pittsburgh at Jacksonville.....	1:00
New Orleans at Atlanta.....	1:00	Tampa Bay at New Orleans.....	1:00
Cincinnati at Baltimore.....	1:00	Atlanta at N.Y. Giants.....	1:00
Buffalo at Chicago.....	1:00	St. Louis at Philadelphia.....	1:00
Washington at Houston.....	1:00	Cleveland at Tennessee.....	1:00
Tennessee at Kansas City.....	1:00	Arizona at Denver.....	4:25
New England at Miami.....	1:00	N.Y. Jets at San Diego.....	4:25
Oakland at N.Y. Jets.....	1:00	Kansas City at San Francisco.....	4:25
Jacksonville at Philadelphia.....	1:00	Cincinnati at New England.....	8:30
Cleveland at Pittsburgh.....	1:00	<b>MONDAY, OCTOBER 6</b>	
Minnesota at St. Louis.....	1:00	Seattle at Washington.....	8:30
<b>San Francisco at Dallas.....</b>	<b>4:25</b>	<b>THURSDAY, OCTOBER 9 (WEEK SIX)</b>	
Carolina at Tampa Bay.....	4:25	(Byes: Kansas City, New Orleans)	
Indianapolis at Denver.....	8:30	Indianapolis at Houston.....	8:25
<b>MONDAY, SEPTEMBER 8</b>		<b>SUNDAY, OCTOBER 12</b>	
N.Y. Giants at Detroit.....	7:10	Chicago at Atlanta.....	1:00
San Diego at Arizona.....	10:20	New England at Buffalo.....	1:00
<b>THURSDAY, SEPTEMBER 11 (WEEK TWO)</b>		Carolina at Cincinnati.....	1:00
Pittsburgh at Baltimore.....	8:25	Pittsburgh at Cleveland.....	1:00
<b>SUNDAY, SEPTEMBER 14</b>		Green Bay at Miami.....	1:00
Miami at Buffalo.....	1:00	Detroit at Minnesota.....	1:00
Detroit at Carolina.....	1:00	Denver at N.Y. Jets.....	1:00
Atlanta at Cincinnati.....	1:00	Baltimore at Tampa Bay.....	1:00
New Orleans at Cleveland.....	1:00	Jacksonville at Tennessee.....	1:00
New England at Minnesota.....	1:00	San Diego at Oakland.....	4:05
Arizona at N.Y. Giants.....	1:00	Washington at Arizona.....	4:25
<b>Dallas at Tennessee.....</b>	<b>1:00</b>	<b>Dallas at Seattle.....</b>	<b>4:25</b>
Jacksonville at Washington.....	1:00	N.Y. Giants at Philadelphia.....	8:30
Seattle at San Diego.....	4:05	<b>MONDAY, OCTOBER 13</b>	
St. Louis at Tampa Bay.....	4:05	San Francisco at St. Louis.....	8:30
Kansas City at Denver.....	4:05	<b>THURSDAY, OCTOBER 16 (WEEK SEVEN)</b>	
N.Y. Jets at Green Bay.....	4:25	(Byes: Philadelphia, Tampa Bay)	
Houston at Oakland.....	4:25	N.Y. Jets at New England.....	8:25
Chicago at San Francisco.....	8:30	<b>SUNDAY, OCTOBER 19</b>	
<b>MONDAY, SEPTEMBER 15</b>		Atlanta at Baltimore.....	1:00
Philadelphia at Indianapolis.....	8:30	Minnesota at Buffalo.....	1:00
<b>THURSDAY, SEPTEMBER 18 (WEEK THREE)</b>		Miami at Chicago.....	1:00
Tampa Bay at Atlanta.....	8:25	New Orleans at Detroit.....	1:00
<b>SUNDAY, SEPTEMBER 21</b>		Carolina at Green Bay.....	1:00
San Diego at Buffalo.....	1:00	Cincinnati at Indianapolis.....	1:00
Tennessee at Cincinnati.....	1:00	Cleveland at Jacksonville.....	1:00
Baltimore at Cleveland.....	1:00	Seattle at St. Louis.....	1:00
Green Bay at Detroit.....	1:00	Tennessee at Washington.....	1:00
Indianapolis at Jacksonville.....	1:00	Kansas City at San Diego.....	4:05
Oakland at New England.....	1:00	<b>N.Y. Giants at Dallas.....</b>	<b>4:25</b>
Minnesota at New Orleans.....	1:00	Arizona at Oakland.....	4:25
Houston at N.Y. Giants.....	1:00	San Francisco at Denver.....	8:30
Washington at Philadelphia.....	1:00	<b>MONDAY, OCTOBER 20</b>	
<b>Dallas at St. Louis.....</b>	<b>1:00</b>	Houston at Pittsburgh.....	8:30
San Francisco at Arizona.....	4:05	<b>THURSDAY, OCTOBER 23 (WEEK EIGHT)</b>	
Kansas City at Miami.....	4:05	(Byes: N.Y. Giants, San Francisco)	
Denver at Seattle.....	4:05	San Diego at Denver.....	8:25
Pittsburgh at Carolina.....	8:30	<b>SUNDAY, OCTOBER 26</b>	
<b>MONDAY, SEPTEMBER 22</b>		Detroit at Atlanta (London).....	9:30 a.m.
Chicago at N.Y. Jets.....	8:30	Seattle at Carolina.....	1:00
<b>THURSDAY, SEPTEMBER 25 (WEEK FOUR)</b>		Baltimore at Cincinnati.....	1:00
(Byes: Arizona, Cincinnati, Cleveland, Denver, St. Louis, Seattle)		Miami at Jacksonville.....	1:00
N.Y. Giants at Washington.....	8:25	St. Louis at Kansas City.....	1:00
<b>SUNDAY, SEPTEMBER 28</b>		Chicago at New England.....	1:00
Carolina at Baltimore.....	1:00	Buffalo at N.Y. Jets.....	1:00
Green Bay at Chicago.....	1:00	Minnesota at Tampa Bay.....	1:00
Buffalo at Houston.....	1:00	Houston at Tennessee.....	1:00
Tennessee at Indianapolis.....	1:00	Philadelphia at Arizona.....	4:05
Detroit at N.Y. Jets.....	1:00	Oakland at Cleveland.....	4:25
Tampa Bay at Pittsburgh.....	1:00	Indianapolis at Pittsburgh.....	4:25
Miami at Oakland (London).....	1:00	Green Bay at New Orleans.....	8:30
Jacksonville at San Diego.....	4:05	<b>MONDAY, OCTOBER 27</b>	
Atlanta at Minnesota.....	4:25	Washington at Dallas.....	8:30
Philadelphia at San Francisco.....	4:25	<b>THURSDAY, OCTOBER 30 (WEEK NINE)</b>	
<b>New Orleans at Dallas.....</b>	<b>8:30</b>	(Byes: Atlanta, Buffalo, Chicago, Detroit, Green Bay, Tennessee)	
<b>MONDAY, SEPTEMBER 29</b>		New Orleans at Carolina.....	8:25
New England at Kansas City.....	8:40	<b>SUNDAY, NOVEMBER 2</b>	
<b>THURSDAY, OCTOBER 2 (WEEK FIVE)</b>		Jacksonville at Cincinnati.....	1:00
(Byes: Miami, Oakland)		Tampa Bay at Cleveland.....	1:00
Minnesota at Green Bay.....	8:25	<b>Arizona at Dallas.....</b>	<b>1:00</b>
<b>SUNDAY, OCTOBER 5</b>		Philadelphia at Houston.....	1:00
Chicago at Carolina.....	1:00	N.Y. Jets at Kansas City.....	1:00
<b>Houston at Dallas.....</b>	<b>1:00</b>	San Diego at Miami.....	1:00



Washington at Minnesota	1:00
St. Louis at San Francisco	4:05
Denver at New England	4:25
Oakland at Seattle	4:25
Baltimore at Pittsburgh	8:30

**MONDAY, NOVEMBER 3**

Indianapolis at N.Y. Giants	8:30
-----------------------------	------

**THURSDAY, NOVEMBER 6 (WEEK TEN)**

*(Byes: Houston, Indianapolis, Minnesota, New England, San Diego, Washington)*

Cleveland at Cincinnati	8:25
-------------------------	------

**SUNDAY, NOVEMBER 9**

Tennessee at Baltimore	1:00
Kansas City at Buffalo	1:00
Miami at Detroit	1:00
<b>Dallas at Jacksonville (London)</b>	<b>1:00</b>
San Francisco at New Orleans	1:00
Pittsburgh at N.Y. Jets	1:00
Atlanta at Tampa Bay	1:00
Denver at Oakland	4:05
St. Louis at Arizona	4:25
N.Y. Giants at Seattle	4:25
Chicago at Green Bay	8:30

**MONDAY, NOVEMBER 10**

Carolina at Philadelphia	8:30
--------------------------	------

**THURSDAY, NOVEMBER 13 (WEEK ELEVEN)**

*(Byes: Baltimore, Dallas, Jacksonville, N.Y. Jets)*

Buffalo at Miami	8:25
------------------	------

**SUNDAY, NOVEMBER 16**

Atlanta at Carolina	1:00
Minnesota at Chicago	1:00
Houston at Cleveland	1:00
Philadelphia at Green Bay	1:00
Seattle at Kansas City	1:00
Cincinnati at New Orleans	1:00
San Francisco at N.Y. Giants	1:00
Denver at St. Louis	1:00
Tampa Bay at Washington	1:00
Oakland at San Diego	4:05
Detroit at Arizona	4:25
New England at Indianapolis*	8:30

**MONDAY, NOVEMBER 17**

Pittsburgh at Tennessee	8:30
-------------------------	------

**THURSDAY, NOVEMBER 20 (WEEK TWELVE)**

*(Byes: Carolina, Pittsburgh)*

Kansas City at Oakland	8:25
------------------------	------

**SUNDAY, NOVEMBER 23**

Cleveland at Atlanta	1:00
N.Y. Jets at Buffalo	1:00
Tampa Bay at Chicago	1:00
Cincinnati at Houston	1:00
Jacksonville at Indianapolis	1:00
Green Bay at Minnesota	1:00
Detroit at New England	1:00
Tennessee at Philadelphia	1:00
St. Louis at San Diego	4:05
Arizona at Seattle	4:05
Miami at Denver	4:25
Washington at San Francisco	4:25
<b>Dallas at N.Y. Giants*</b>	<b>8:30</b>

**MONDAY, NOVEMBER 24**

Baltimore at New Orleans	8:30
--------------------------	------

**THURSDAY, NOVEMBER 27 (WEEK THIRTEEN)**

Chicago at Detroit	12:30
<b>Philadelphia at Dallas</b>	<b>4:30</b>
Seattle at San Francisco	8:30

**SUNDAY, NOVEMBER 30**

San Diego at Baltimore	1:00
Cleveland at Buffalo	1:00
Tennessee at Houston	1:00
Washington at Indianapolis	1:00
N.Y. Giants at Jacksonville	1:00
Carolina at Minnesota	1:00
New Orleans at Pittsburgh	1:00
Oakland at St. Louis	1:00
Cincinnati at Tampa Bay	1:00
Arizona at Atlanta	4:05

New England at Green Bay	4:25
Denver at Kansas City*	8:30

**MONDAY, DECEMBER 1**

Miami at N.Y. Jets	8:30
--------------------	------

**THURSDAY, DECEMBER 4 (WEEK FOURTEEN)**

<b>Dallas at Chicago</b>	<b>8:25</b>
--------------------------	-------------

**SUNDAY, DECEMBER 7**

Pittsburgh at Cincinnati	1:00
Indianapolis at Cleveland	1:00
Tampa Bay at Detroit	1:00
Houston at Jacksonville	1:00
Baltimore at Miami	1:00
N.Y. Jets at Minnesota	1:00
Carolina at New Orleans	1:00
N.Y. Giants at Tennessee	1:00
St. Louis at Washington	1:00
Kansas City at Arizona	4:05
Buffalo at Denver	4:05
San Francisco at Oakland	4:25
Seattle at Philadelphia	4:25
New England at San Diego*	8:30

**MONDAY, DECEMBER 8**

Atlanta at Green Bay	8:30
----------------------	------

**THURSDAY, DECEMBER 11 (WEEK FIFTEEN)**

Arizona at St. Louis	8:25
----------------------	------

**SUNDAY, DECEMBER 14**

Pittsburgh at Atlanta	1:00
Jacksonville at Baltimore	1:00
Green Bay at Buffalo	1:00
Tampa Bay at Carolina	1:00
Cincinnati at Cleveland	1:00
Minnesota at Detroit	1:00
Houston at Indianapolis	1:00
Oakland at Kansas City	1:00
Miami at New England	1:00
Washington at N.Y. Giants	1:00
Denver at San Diego	4:05
N.Y. Jets at Tennessee	4:05
San Francisco at Seattle	4:25
<b>Dallas at Philadelphia*</b>	<b>8:30</b>

**MONDAY, DECEMBER 15**

New Orleans at Chicago	8:30
------------------------	------

**THURSDAY, DECEMBER 18 (WEEK SIXTEEN)**

Tennessee at Jacksonville	8:25
---------------------------	------

**SATURDAY, DECEMBER 20**

Philadelphia at Washington	4:30
San Diego at San Francisco	7:30

**SUNDAY, DECEMBER 21**

Cleveland at Carolina	1:00
Detroit at Chicago	1:00
Baltimore at Houston	1:00
Minnesota at Miami	1:00
Atlanta at New Orleans	1:00
New England at N.Y. Jets	1:00
Kansas City at Pittsburgh	1:00
Green Bay at Tampa Bay	1:00
N.Y. Giants at St. Louis	4:05
<b>Indianapolis at Dallas</b>	<b>4:25</b>
Buffalo at Oakland	4:25
Seattle at Arizona*	8:30

**MONDAY, DECEMBER 22**

Denver at Cincinnati	8:30
----------------------	------

**SUNDAY, DECEMBER 28 (WEEK SEVENTEEN)**

Carolina at Atlanta	1:00
Cleveland at Baltimore	1:00
Detroit at Green Bay	1:00
Jacksonville at Houston	1:00
San Diego at Kansas City	1:00
N.Y. Jets at Miami	1:00
Chicago at Minnesota	1:00
Buffalo at New England	1:00
Philadelphia at N.Y. Giants	1:00
Cincinnati at Pittsburgh	1:00
New Orleans at Tampa Bay	1:00
Indianapolis at Tennessee	1:00
<b>Dallas at Washington</b>	<b>1:00</b>
Oakland at Denver	4:25
Arizona at San Francisco	4:25
St. Louis at Seattle	4:25

**POSTSEASON**

- AFC and NFC Wild Card Playoffs (NBC)
- AFC and NFC Wild Card Playoffs (CBS and FOX)
- AFC and NFC Divisional Playoffs (CBS and FOX)
- AFC and NFC Divisional Playoffs (CBS and FOX)
- AFC and NFC Championship Games (CBS and FOX)
- AFC-NFC Pro Bowl in Hawaii (ESPN)
- Super Bowl XLIX in Glendale, Arizona (NBC)

- Saturday, January 3
- Sunday, January 4
- Saturday, January 10
- Sunday, January 11
- Sunday, January 18
- Sunday, January 25
- Sunday, February 1

STAFF PLAYERS 2013 SEASON RECORDS PLAYOFF RECORDS HISTORY 2014 SCHEDULE



Over the next five years, more than a million service members will return to civilian life. See how we're helping veterans like Alex Rolinski make the transition at [bankofamerica.com/militarysupport](http://bankofamerica.com/militarysupport)



Bank of America




Official Bank of the Dallas Cowboys

Life's better when we're connected™

Images do not represent any endorsement, expressed or implied, by the Department of Defense or any other United States government agency. "Dallas Cowboys," "Cowboys," and related logos are trademarks of the Dallas Cowboys. Bank of America and the Bank of America logo are registered trademarks of Bank of America Corporation. Bank of America, N.A. Member FDIC. © 2014 Bank of America Corporation. AR061FF3







THE  
ONLY BEER  
OF THE COWBOYS



# WHEN IT'S COWBOYS TIME

IT'S *Miller* TIME.



GREAT BEER  
GREAT RESPONSIBILITY

©2014 MILLER BREWING CO.,  
MILWAUKEE, WI

